

AÑO	No.	EFFECTIVO	LINEAL	EXPONENCIAL	LOGARITMICA
2017	1	143.064.296	150.000.000	262.415.639	200.000.000
2018	2	203.089.425	100.000.000	114.769.946	137.616.754
2019	3	99.433.200	50.000.000	50.195.715	101.124.894
2020	4	11.525.518	0	21.953.568	75.233.507
2021	5		-50.000.000	9.601.599	55.150.588
2022	6		-100.000.000	4.199.350	38.741.648
2023	7		-150.000.000	1.836.625	24.868.087
2024	8		-200.000.000	803.265	12.850.261
2025	9		-250.000.000	351.316	2.249.788
2026	10		-300.000.000	153.651	-7.232.658
DEFICIENTE DE VARIACION		R2	0,6368	0,6845	0,4470
DEFICIENTE CORRELACION		R	0,7980	0,8273	0,6686

AÑO	No.	CUENTAS POR COBRAR	LINEAL	EXPONENCIAL	LOGARITMICA
2017	1	1.436.016.170	1.970.000.000	1.954.524.968	2.000.000.000
2018	2	1.572.034.844	1.940.000.000	1.910.083.924	1.986.137.056
2019	3	1.678.732.322	1.910.000.000	1.866.653.360	1.978.027.754
2020	4	1.302.320.447	1.880.000.000	1.824.210.299	1.972.274.113
2021	5		1.850.000.000	1.782.732.288	1.967.811.242
2022	6		1.820.000.000	1.742.197.383	1.964.164.811
2023	7		1.790.000.000	1.702.584.142	1.961.081.797
2024	8		1.760.000.000	1.663.871.608	1.958.411.169
2025	9		1.730.000.000	1.626.039.300	1.956.055.508
2026	10		1.700.000.000	1.589.067.205	1.953.948.298
DEFICIENTE DE VARIACION		R2	0,0540	0,0707	0,0420
DEFICIENTE CORRELACION		R	0,2324	0,2659	0,2049

AÑO	No.	INVENTARIOS	LINEAL	EXPONENCIAL	LOGARITMICA
2017	1	304.806.454	380.000.000	362.050.055	300.000.000
2018	2	509.493.804	460.000.000	436.934.140	438.629.436
2019	3	697.370.656	540.000.000	527.306.764	519.722.458
2020	4	513.809.789	620.000.000	636.371.476	577.258.872
2021	5		700.000.000	767.994.425	621.887.582
2022	6		780.000.000	926.841.412	658.351.894
2023	7		860.000.000	1.118.543.280	689.182.030
2024	8		940.000.000	1.349.895.518	715.888.308
2025	9		1.020.000.000	1.629.099.154	739.444.915
2026	10		1.100.000.000	1.966.051.459	760.517.019
DEFICIENTE DE VARIACION		R2	0,4302	0,5003	0,5907
DEFICIENTE CORRELACION		R	0,6559	0,7073	0,7686

AÑO	No.	PIEDAD, PLANTA Y EQU	LINEAL	EXPONENCIAL	LOGARITMICA
-----	-----	----------------------	--------	-------------	-------------

2017	1	2.546.184.114	2.400.000.000	2.288.615.800	2.000.000.000
2018	2	2.788.730.417	2.800.000.000	2.618.881.139	2.623.832.463
2019	3	3.251.086.450	3.200.000.000	2.996.806.377	2.988.751.060
2020	4	3.791.614.086	3.600.000.000	3.429.269.211	3.247.664.925
2021	5		4.000.000.000	3.924.139.849	3.448.494.121
2022	6		4.400.000.000	4.490.424.230	3.612.583.522
2023	7		4.800.000.000	5.138.427.920	3.751.319.134
2024	8		5.200.000.000	5.879.943.662	3.871.497.388
2025	9		5.600.000.000	6.728.465.983	3.977.502.120
2026	10		6.000.000.000	7.699.436.779	4.072.326.584
DEFICIENTE DE VARIACION		R2	0,9744	0,9872	0,8758
DEFICIENTE CORRELACION		R	0,9871	0,9936	0,9358

AÑO	No.	ACTIVO DIFERIDO	LINEAL	EXPONENCIAL	LOGARITMICA
2017	1	100.486.004	94.000.000	93.332.668	100.000.000
2018	2	100.486.004	88.000.000	87.109.869	93.068.528
2019	3	100.486.005	82.000.000	81.301.965	89.013.877
2020	4	79.742.421	76.000.000	75.881.293	86.137.056
2021	5		70.000.000	70.822.035	83.905.621
2022	6		64.000.000	66.100.095	82.082.405
2023	7		58.000.000	61.692.982	80.540.899
2024	8		52.000.000	57.579.706	79.205.585
2025	9		46.000.000	53.740.676	78.027.754
2026	10		40.000.000	50.157.607	76.974.149
DEFICIENTE DE VARIACION		R2	0,6000	0,6000	0,4307
DEFICIENTE CORRELACION		R	0,7746	0,7746	0,6563

AÑO	No.	OBLIGACIONES FINANCIERAS C.P.	LINEAL	EXPONENCIAL	LOGARITMICA
2017	1	692.383.943	800.000.000	1.301.018.189	800.000.000
2018	2	821.005.261	600.000.000	846.324.165	592.055.846
2019	3	771.447.087	400.000.000	550.541.566	470.416.313
2020	4	168.688.168	200.000.000	358.132.296	384.111.692
2021	5		0	232.968.316	317.168.626
2022	6		-200.000.000	151.548.008	262.472.159
2023	7		-400.000.000	98.583.358	216.226.955
2024	8		-600.000.000	64.129.371	176.167.537
2025	9		-800.000.000	41.716.739	140.832.627
2026	10		-1.000.000.000	27.137.118	109.224.472
DEFICIENTE DE VARIACION		R2	0,4827	0,5392	0,3029
DEFICIENTE CORRELACION		R	0,6948	0,7343	0,5504

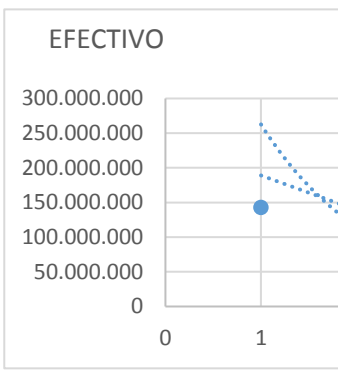
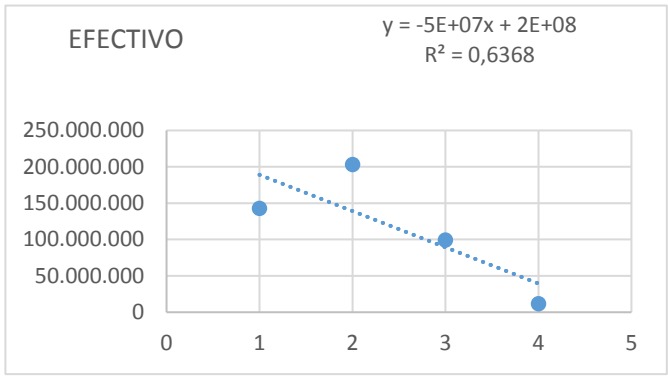
AÑO	No.	BENEFICIO EMPLEADOS	LINEAL	EXPONENCIAL	LOGARITMICA
-----	-----	---------------------	--------	-------------	-------------

2017	1	59.470.992	60.998.965	60.992.113	60.000.000
2018	2	60.486.085	61.997.930	62.000.631	61.386.294
2019	3	62.213.460	62.996.895	63.025.825	62.197.225
2020	4	62.225.083	63.995.860	64.067.971	62.772.589
2021	5		64.994.825	65.127.349	63.218.876
2022	6		65.993.790	66.204.244	63.583.519
2023	7		66.992.755	67.298.945	63.891.820
2024	8		67.991.720	68.411.748	64.158.883
2025	9		68.990.685	69.542.951	64.394.449
2026	10		69.989.650	70.692.859	64.605.170
DEFICIENTE DE VARIACION		R2	0,9013	0,9015	0,9286
DEFICIENTE CORRELACION		R	0,9494	0,9495	0,9636

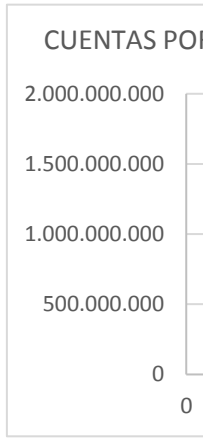
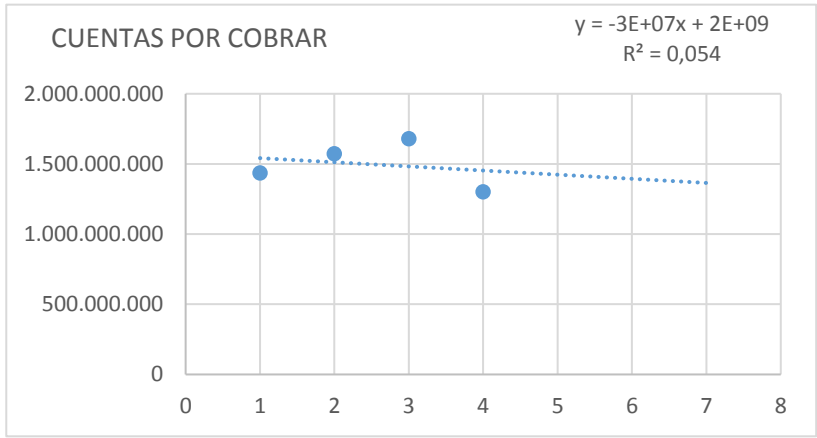
AÑO	No.	CUENTAS POR PAGAR	LINEAL	EXPONENCIAL	LOGARITMICA
2017	1	312.096.952	520.000.000	979.363.097	500.000.000
2018	2	697.557.536	440.000.000	479.576.038	458.411.169
2019	3	796.189.696	360.000.000	234.839.537	434.083.263
2020	4	27.612.348	280.000.000	114.996.588	416.822.338
2021	5		200.000.000	56.311.707	403.433.725
2022	6		120.000.000	27.574.804	392.494.432
2023	7		40.000.000	13.502.873	383.245.391
2024	8		-40.000.000	6.612.108	375.233.507
2025	9		-120.000.000	3.237.827	368.166.525
2026	10		-200.000.000	1.585.504	361.844.894
DEFICIENTE DE VARIACION		R2	0,0753	0,3500	0,0088
DEFICIENTE CORRELACION		R	0,2744	0,5916	0,0938

AÑO	No.	IMPUESTOS, GRAVAMENES Y TASAS	LINEAL	EXPONENCIAL	LOGARITMICA
2017	1	26.789.000	40.215.200	40.367.419	30.000.000
2018	2	30.610.000	40.430.400	32.590.571	34.158.883
2019	3	85.094.000	40.645.600	26.311.945	36.591.674
2020	4	9.345.000	40.860.800	21.242.906	38.317.766
2021	5		41.076.000	17.150.426	39.656.627
2022	6		41.291.200	13.846.369	40.750.557
2023	7		41.506.400	11.178.843	41.675.461
2024	8		41.721.600	9.025.221	42.476.649
2025	9		41.936.800	7.286.498	43.183.347
2026	10		42.152.000	5.882.742	43.815.511
DEFICIENTE DE VARIACION		R2	0,0001	0,0932	0,0141
DEFICIENTE CORRELACION		R	0,0084	0,3053	0,1187

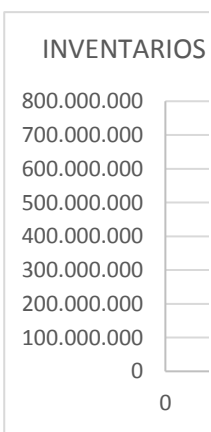
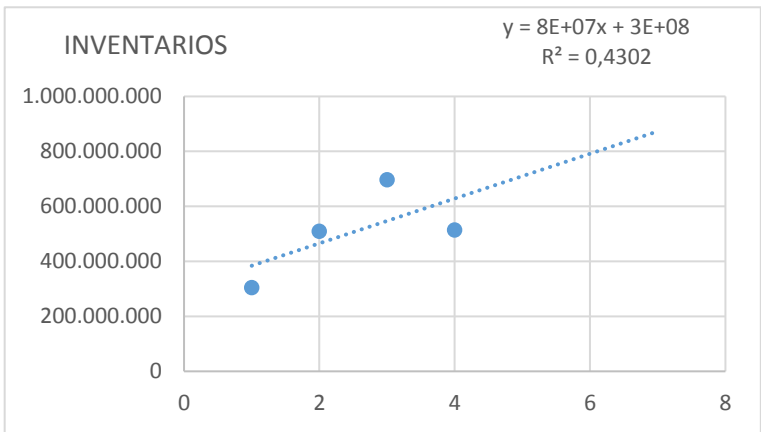
POLINOMIAL
110.000.000
90.000.000
-10.000.000
-190.000.000
-450.000.000
-790.000.000
-1.210.000.000
-1.710.000.000
-2.290.000.000
-2.950.000.000
0,9174
0,9578



POLINOMIAL
1.400.000.000
1.700.000.000
1.800.000.000
1.700.000.000
1.400.000.000
900.000.000
200.000.000
-700.000.000
-1.800.000.000
-3.100.000.000
0,8717
0,9336



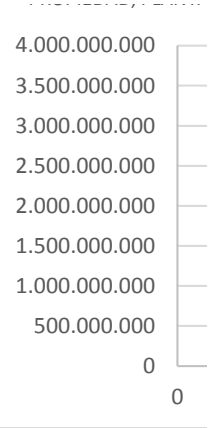
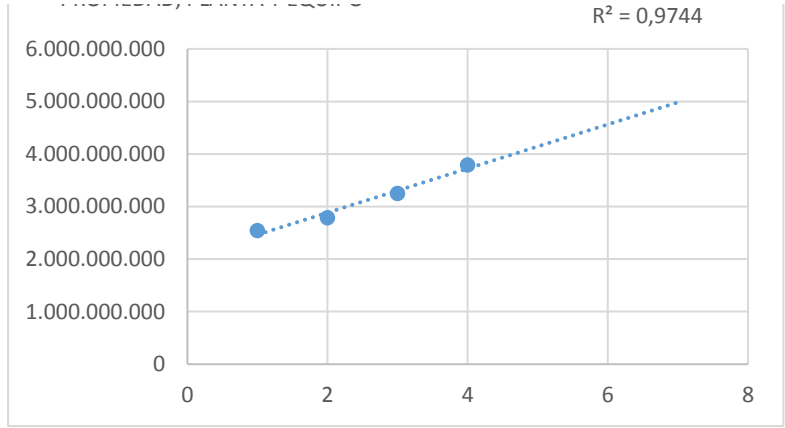
POLINOMIAL
300.000.000
600.000.000
700.000.000
600.000.000
300.000.000
-200.000.000
-900.000.000
-1.800.000.000
-2.900.000.000
-4.200.000.000
0,9185
0,9584



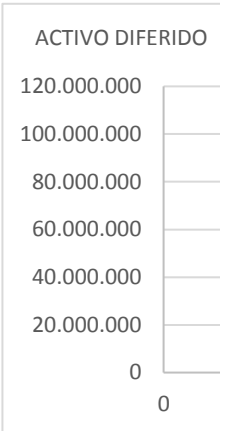
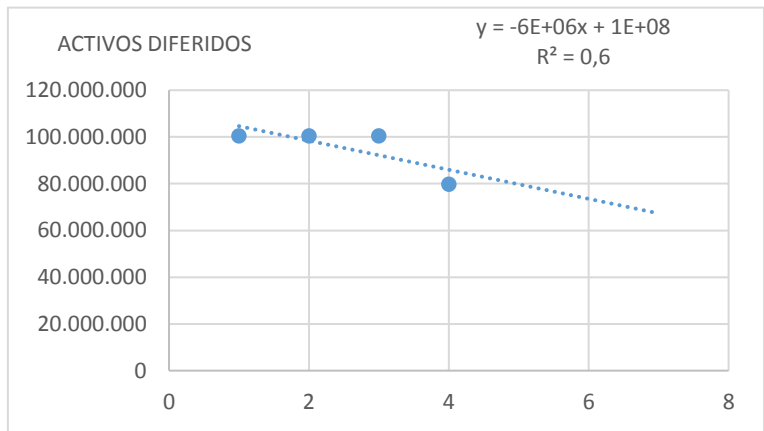
POLINOMIAL



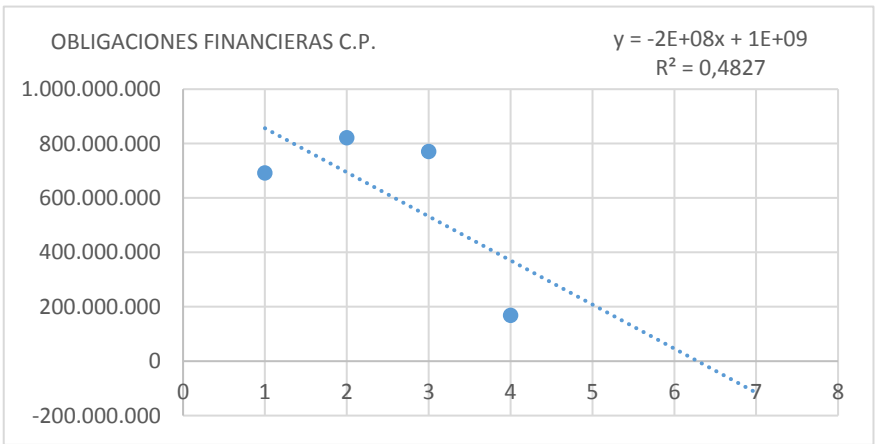
2.120.000.000
2.380.000.000
2.780.000.000
3.320.000.000
4.000.000.000
4.820.000.000
5.780.000.000
6.880.000.000
8.120.000.000
9.500.000.000
0,9989
0,9994




POLINOMIAL
95.000.000
100.000.000
95.000.000
80.000.000
55.000.000
20.000.000
-25.000.000
-80.000.000
-145.000.000
-220.000.000
0,9333
0,9661



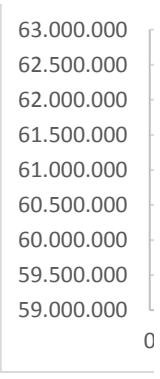
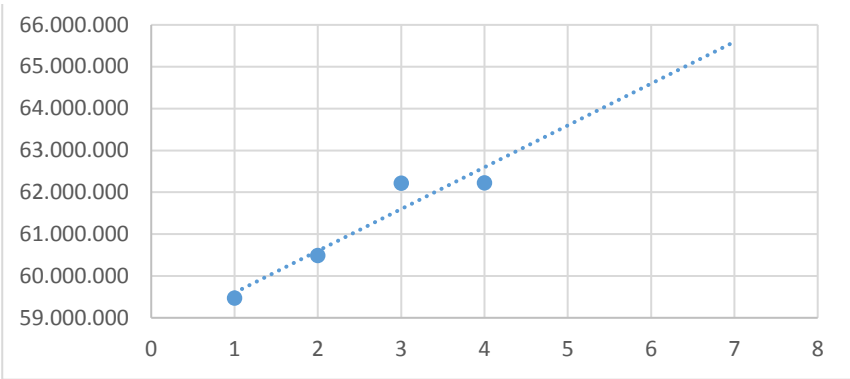
POLINOMIAL
700.000.000
900.000.000
700.000.000
100.000.000
-900.000.000
-2.300.000.000
-4.100.000.000
-6.300.000.000
-8.900.000.000
-11.900.000.000
0,9742
0,9870



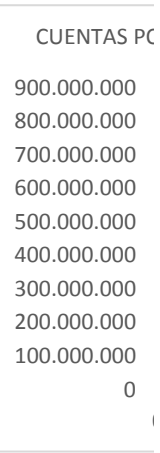
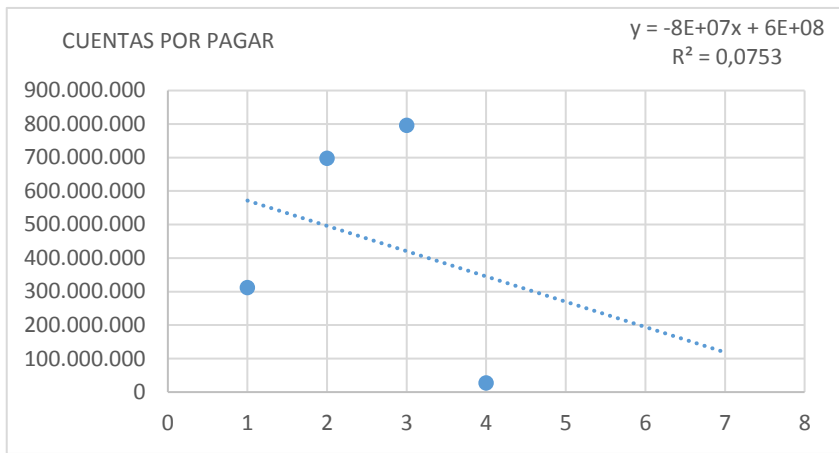
POLINOMIAL



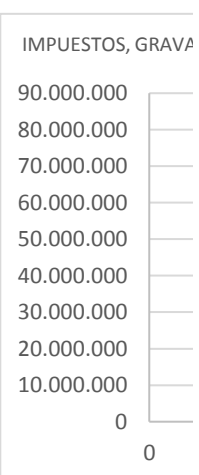
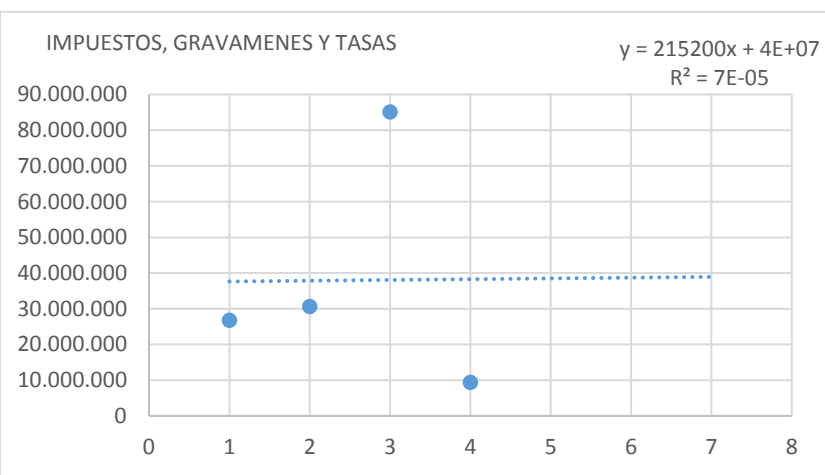
61.749.133
62.996.532
63.742.197
63.986.128
63.728.325
62.968.788
61.707.517
59.944.512
57.679.773
54.913.300
0,9468
0,9730

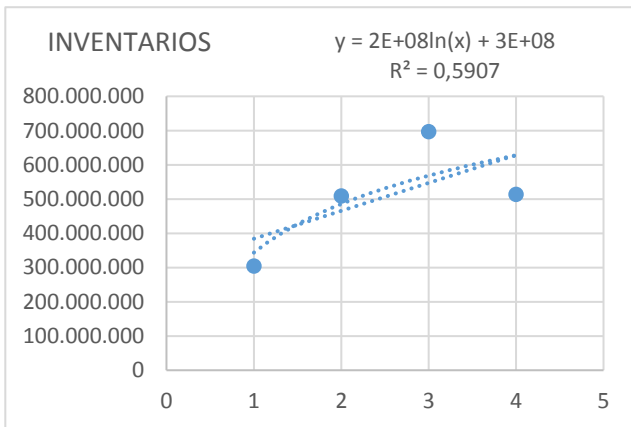
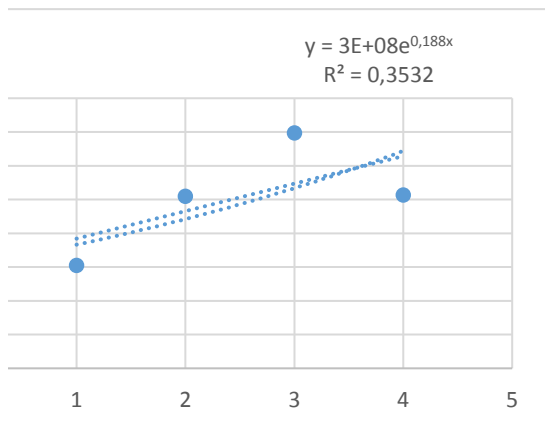
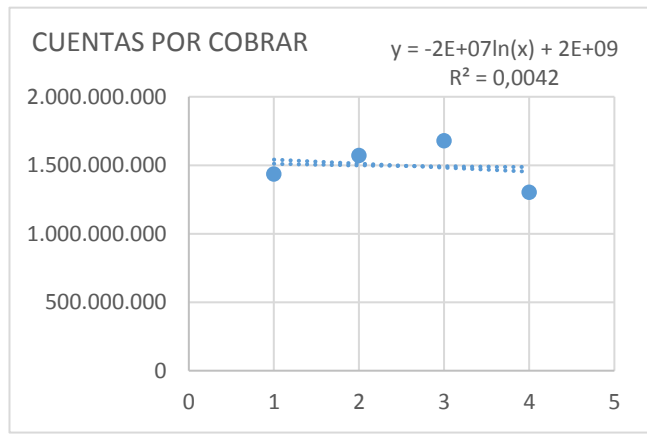
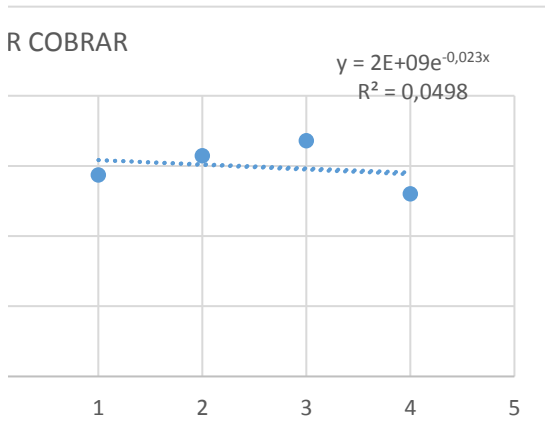
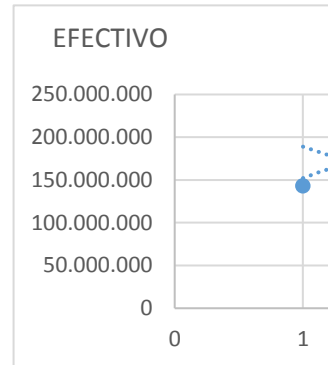
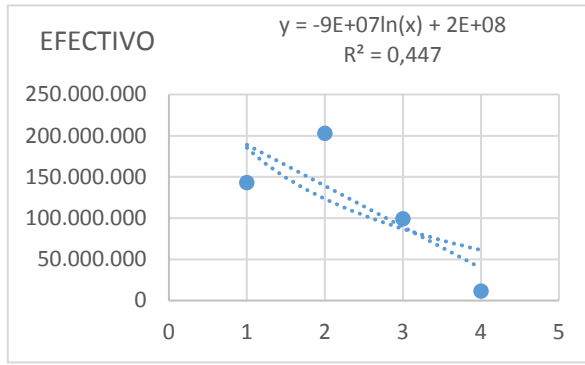
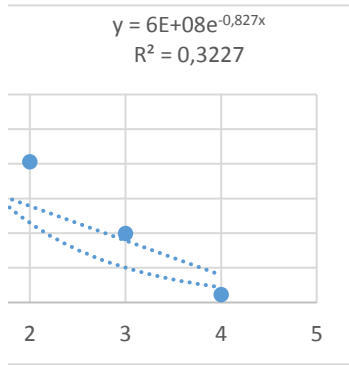



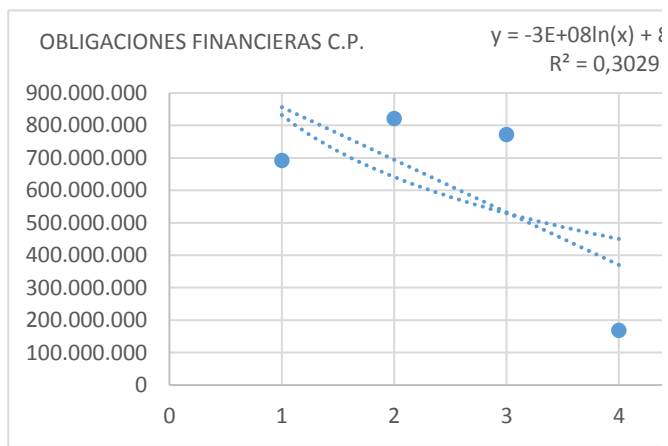
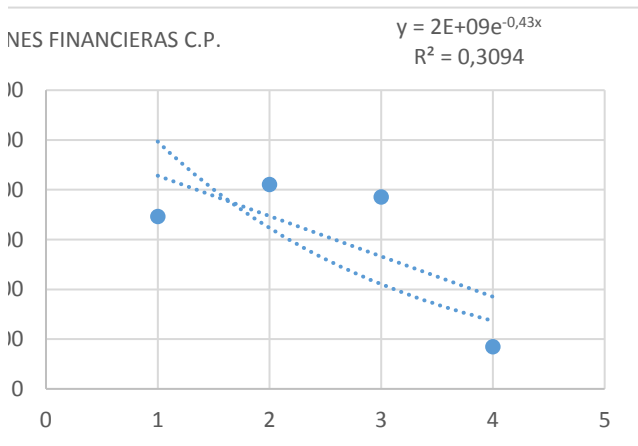
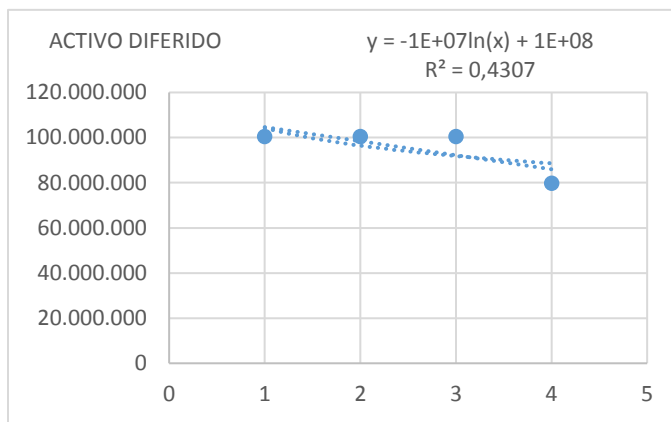
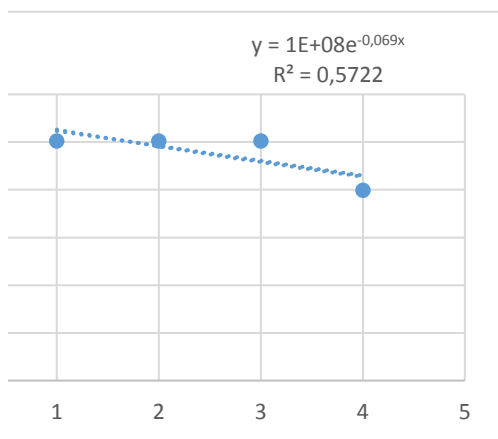
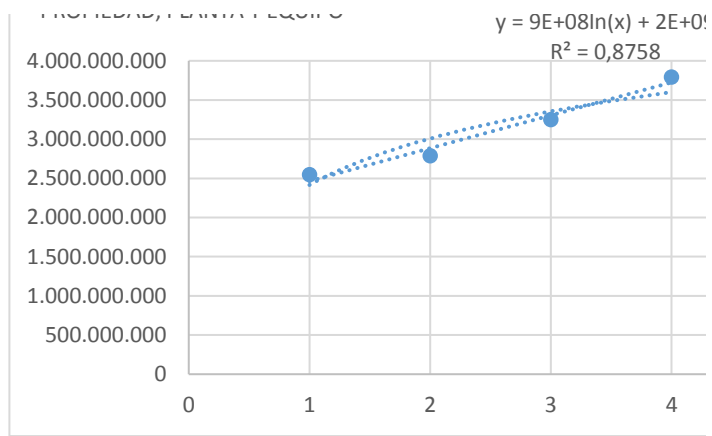
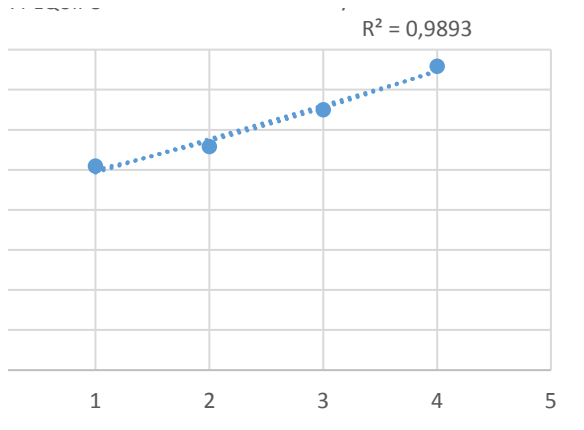
POLINOMIAL
-100.000.000
0
-500.000.000
-1.600.000.000
-3.300.000.000
-5.600.000.000
-8.500.000.000
-12.000.000.000
-16.100.000.000
-20.800.000.000
0,9555
0,9775

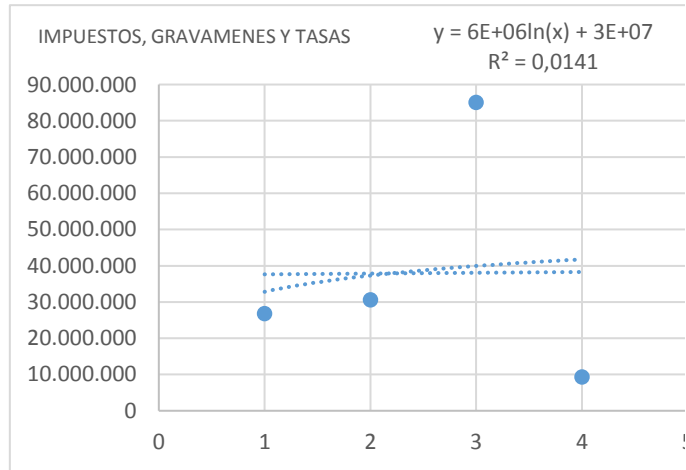
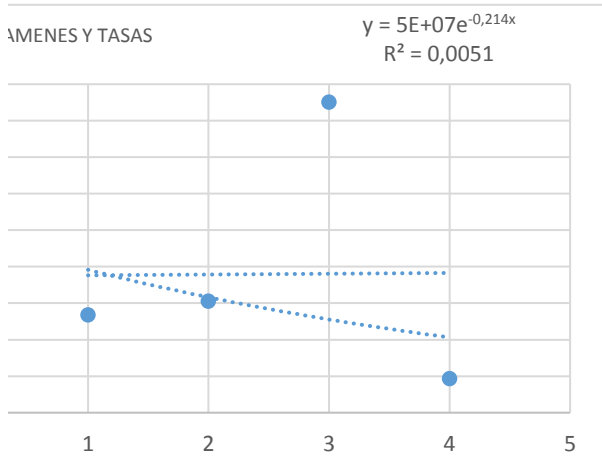
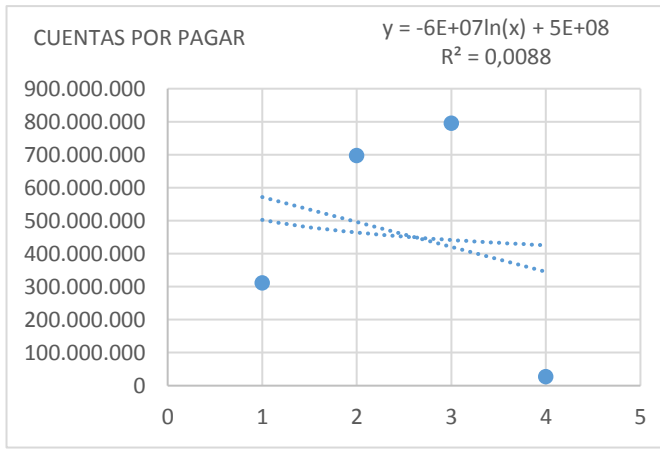
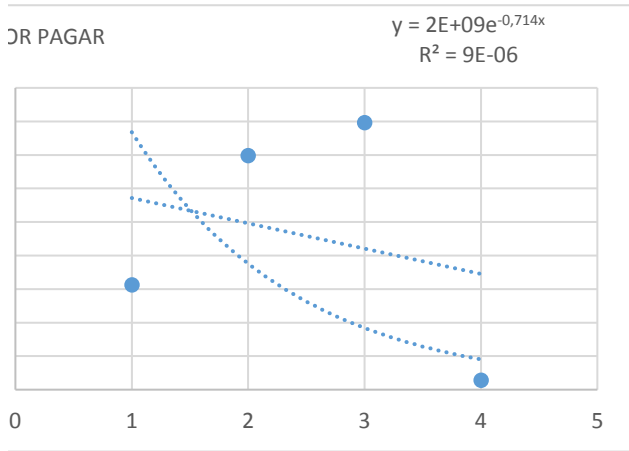
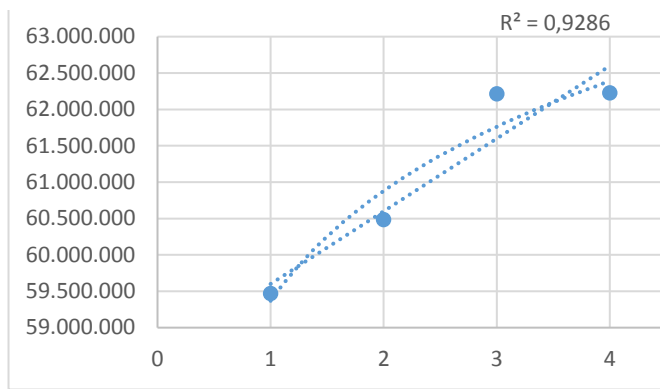
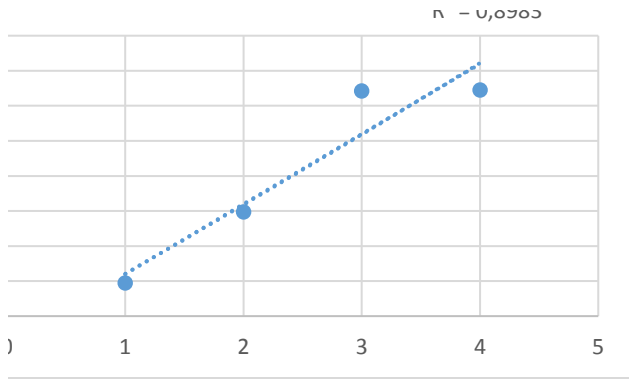


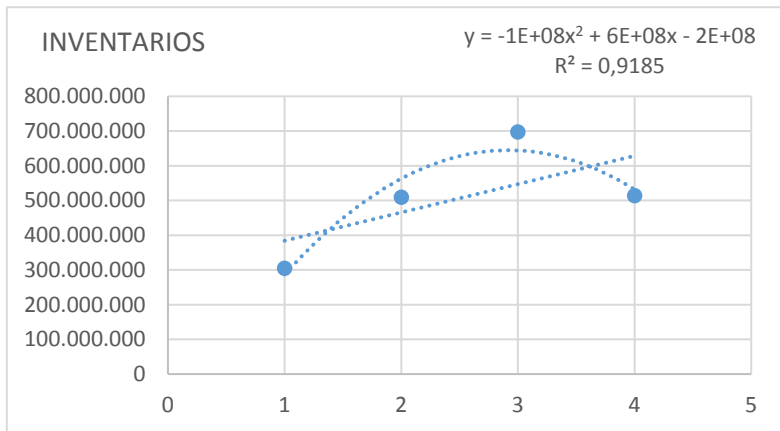
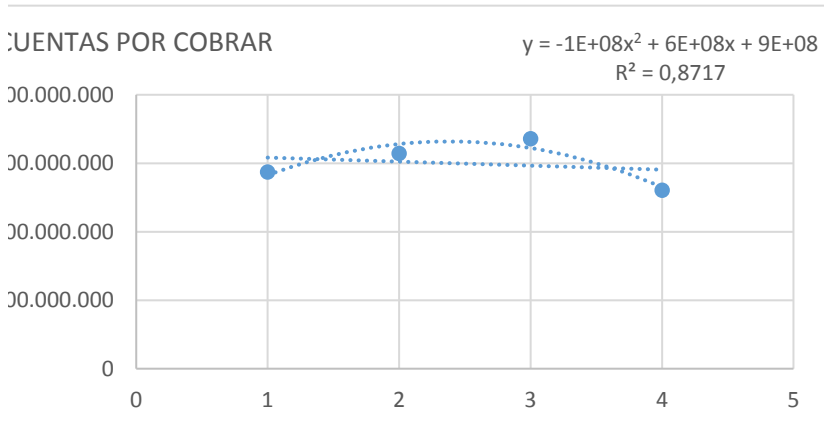
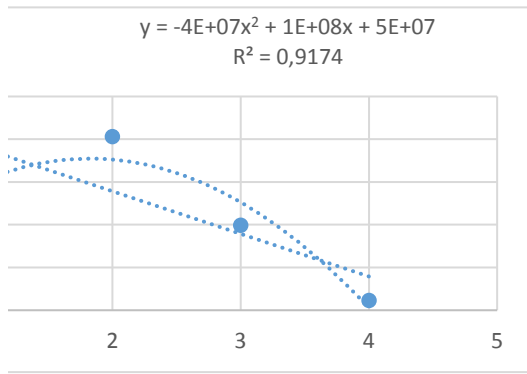
POLINOMIAL
20.000.000
60.000.000
60.000.000
20.000.000
-60.000.000
-180.000.000
-340.000.000
-540.000.000
-780.000.000
-1.060.000.000
0,4918
0,7013



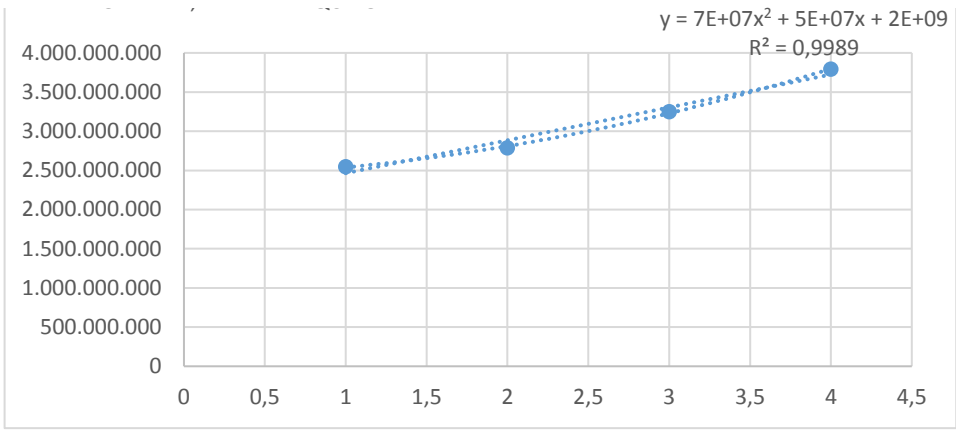




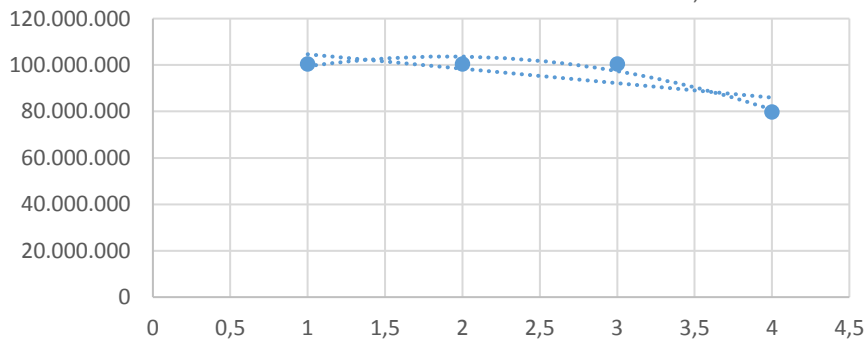




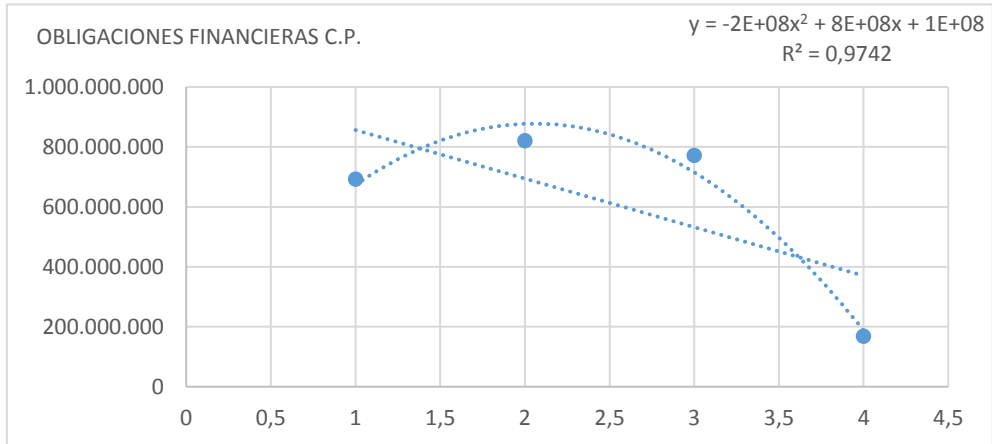
9



ACTIVO DIFERIDO



8E+08



7

BENEFICIO EMPLEADOS

$$y = -250867x^2 + 2E+06x + 6E+07$$

$$R^2 = 0,9168$$

