

## Date,Bitcoin Price

Maximo Precio 19,193.72    Minimo 797.60    Diferencia 18,396.12    Promedio 3,940.39

FECHA	COTIZACION	RENDIMIENTO	VOLATILIDAD DIARIA	VOLATILIDAD ANUAL	VARIACION
1/1/2017	USD 967.60				
1/2/2017	USD 998.47	3.14%			➡ 3.19
1/3/2017	USD 1,018.93	2.03%	0.79%	15.02%	➡ 2.05
1/4/2017	USD 1,042.13	2.25%	0.59%	11.24%	➡ 2.28
1/5/2017	USD 1,069.46	2.59%	0.48%	9.24%	➡ 2.62
1/6/2017	USD 992.45	-7.47%	4.48%	85.61%	⬇ - 7.20
1/7/2017	USD 898.86	-9.90%	5.84%	111.61%	⬇ - 9.43
1/8/2017	USD 899.39	0.06%	5.36%	102.31%	➡ 0.06
1/9/2017	USD 905.82	0.71%	5.00%	95.46%	➡ 0.71
1/10/2017	USD 897.35	-0.94%	4.67%	89.30%	⬇ - 0.94
1/11/2017	USD 905.32	0.88%	4.44%	84.83%	➡ 0.89
1/12/2017	USD 797.60	-12.67%	5.55%	106.10%	⬇ - 11.90
1/13/2017	USD 801.07	0.43%	5.33%	101.88%	➡ 0.44
1/14/2017	USD 821.27	2.49%	5.23%	99.89%	➡ 2.52
1/15/2017	USD 822.58	0.16%	5.04%	96.25%	➡ 0.16
1/16/2017	USD 818.98	-0.44%	4.86%	92.82%	⬇ - 0.44
1/17/2017	USD 829.90	1.32%	4.73%	90.42%	➡ 1.33
1/18/2017	USD 896.46	7.71%	5.04%	96.33%	➡ 8.02
1/19/2017	USD 881.82	-1.65%	4.90%	93.61%	⬇ - 1.63
1/20/2017	USD 898.68	1.89%	4.79%	91.59%	➡ 1.91
1/21/2017	USD 895.04	-0.41%	4.67%	89.14%	⬇ - 0.41
1/22/2017	USD 921.48	2.91%	4.60%	87.97%	➡ 2.95
1/23/2017	USD 923.12	0.18%	4.49%	85.87%	⬇ 0.18
1/24/2017	USD 914.30	-0.96%	4.39%	83.95%	⬇ - 0.96
1/25/2017	USD 895.79	-2.05%	4.31%	82.40%	⬇ - 2.02
1/26/2017	USD 894.56	-0.14%	4.22%	80.67%	⬇ - 0.14
1/27/2017	USD 912.27	1.96%	4.16%	79.50%	➡ 1.98
1/28/2017	USD 917.55	0.58%	4.08%	78.01%	➡ 0.58
1/29/2017	USD 919.37	0.20%	4.01%	76.56%	⬇ 0.20
1/30/2017	USD 913.77	-0.61%	3.94%	75.20%	⬇ - 0.61
1/31/2017	USD 919.74	0.65%	3.87%	73.95%	➡ 0.65
2/1/2017	USD 957.02	3.97%	3.88%	74.08%	➡ 4.05
2/2/2017	USD 979.44	2.32%	3.84%	73.31%	➡ 2.34
2/3/2017	USD 1,007.74	2.85%	3.81%	72.76%	➡ 2.89
2/4/2017	USD 1,015.85	0.80%	3.75%	71.68%	➡ 0.80
2/5/2017	USD 1,029.74	1.36%	3.70%	70.73%	➡ 1.37
2/6/2017	USD 1,014.30	-1.51%	3.66%	69.92%	⬇ - 1.50
2/7/2017	USD 1,027.61	1.30%	3.61%	69.04%	➡ 1.31
2/8/2017	USD 1,052.05	2.35%	3.58%	68.44%	➡ 2.38
2/9/2017	USD 1,053.24	0.11%	3.53%	67.53%	⬇ 0.11
2/10/2017	USD 979.24	-7.28%	3.69%	70.41%	⬇ - 7.03
2/11/2017	USD 988.37	0.93%	3.64%	69.57%	➡ 0.93
2/12/2017	USD 1,006.00	1.77%	3.61%	68.90%	➡ 1.78
2/13/2017	USD 999.50	-0.65%	3.57%	68.11%	⬇ - 0.65
2/14/2017	USD 996.44	-0.31%	3.52%	67.33%	⬇ - 0.31
2/15/2017	USD 1,007.11	1.07%	3.49%	66.62%	➡ 1.07
2/16/2017	USD 1,005.64	-0.15%	3.45%	65.88%	⬇ - 0.15
2/17/2017	USD 1,035.36	2.91%	3.44%	65.63%	➡ 2.96
2/18/2017	USD 1,053.75	1.76%	3.41%	65.08%	➡ 1.78
2/19/2017	USD 1,057.42	0.35%	3.37%	64.40%	➡ 0.35
2/20/2017	USD 1,050.18	-0.69%	3.34%	63.78%	⬇ - 0.68
2/21/2017	USD 1,075.77	2.41%	3.32%	63.43%	➡ 2.44
2/22/2017	USD 1,119.49	3.98%	3.33%	63.60%	➡ 4.06
2/23/2017	USD 1,124.24	0.42%	3.30%	62.98%	➡ 0.42

2/24/2017	USD 1,166.59	3.70%	3.30%	63.01%	→	3.77
2/25/2017	USD 1,180.20	1.16%	3.27%	62.46%	→	1.17
2/26/2017	USD 1,155.41	-2.12%	3.26%	62.22%	↘ -	2.10
2/27/2017	USD 1,171.80	1.41%	3.23%	61.72%	→	1.42
2/28/2017	USD 1,189.75	1.52%	3.21%	61.25%	→	1.53
3/1/2017	USD 1,190.78	0.09%	3.18%	60.72%	↘	0.09
3/2/2017	USD 1,220.69	2.48%	3.16%	60.43%	→	2.51
3/3/2017	USD 1,254.34	2.72%	3.15%	60.20%	→	2.76
3/4/2017	USD 1,283.18	2.27%	3.13%	59.87%	→	2.30
3/5/2017	USD 1,266.32	-1.32%	3.12%	59.54%	↘ -	1.31
3/6/2017	USD 1,269.77	0.27%	3.09%	59.07%	→	0.27
3/7/2017	USD 1,277.18	0.58%	3.07%	58.60%	→	0.58
3/8/2017	USD 1,241.31	-2.85%	3.07%	58.66%	↘ -	2.81
3/9/2017	USD 1,162.50	-6.56%	3.16%	60.42%	↘ -	6.35
3/10/2017	USD 1,189.32	2.28%	3.15%	60.15%	→	2.31
3/11/2017	USD 1,168.54	-1.76%	3.14%	59.90%	↘ -	1.75
3/12/2017	USD 1,174.23	0.49%	3.11%	59.46%	→	0.49
3/13/2017	USD 1,218.80	3.73%	3.12%	59.55%	→	3.80
3/14/2017	USD 1,235.70	1.38%	3.10%	59.18%	→	1.39
3/15/2017	USD 1,243.19	0.60%	3.08%	58.77%	→	0.61
3/16/2017	USD 1,253.64	0.84%	3.06%	58.38%	→	0.84
3/17/2017	USD 1,188.47	-5.34%	3.11%	59.32%	↘ -	5.20
3/18/2017	USD 1,097.86	-7.93%	3.22%	61.61%	↓ -	7.62
3/19/2017	USD 992.72	-10.07%	3.41%	65.13%	↓ -	9.58
3/20/2017	USD 1,022.50	2.96%	3.40%	65.01%	→	3.00
3/21/2017	USD 1,040.55	1.75%	3.39%	64.70%	→	1.77
3/22/2017	USD 1,106.70	6.16%	3.43%	65.58%	→	6.36
3/23/2017	USD 1,038.95	-6.32%	3.49%	66.61%	↘ -	6.12
3/24/2017	USD 1,035.41	-0.34%	3.47%	66.20%	↘ -	0.34
3/25/2017	USD 957.65	-7.81%	3.55%	67.84%	↓ -	7.51
3/26/2017	USD 952.68	-0.52%	3.53%	67.44%	↘ -	0.52
3/27/2017	USD 969.14	1.71%	3.51%	67.14%	→	1.73
3/28/2017	USD 1,026.35	5.74%	3.55%	67.78%	→	5.90
3/29/2017	USD 1,040.31	1.35%	3.53%	67.43%	→	1.36
3/30/2017	USD 1,037.62	-0.26%	3.51%	67.05%	↘ -	0.26
3/31/2017	USD 1,036.26	-0.13%	3.49%	66.67%	↘ -	0.13
4/1/2017	USD 1,071.48	3.34%	3.49%	66.62%	→	3.40
4/2/2017	USD 1,085.68	1.32%	3.47%	66.29%	→	1.33
4/3/2017	USD 1,096.49	0.99%	3.45%	65.95%	→	1.00
4/4/2017	USD 1,143.25	4.18%	3.46%	66.07%	→	4.26
4/5/2017	USD 1,141.36	-0.17%	3.44%	65.72%	↘ -	0.17
4/6/2017	USD 1,132.11	-0.81%	3.42%	65.40%	↘ -	0.81
4/7/2017	USD 1,182.22	4.33%	3.43%	65.56%	→	4.43
4/8/2017	USD 1,191.87	0.81%	3.41%	65.23%	→	0.82
4/9/2017	USD 1,184.14	-0.65%	3.40%	64.91%	↘ -	0.65
4/10/2017	USD 1,205.29	1.77%	3.38%	64.65%	→	1.79
4/11/2017	USD 1,210.73	0.45%	3.37%	64.32%	→	0.45
4/12/2017	USD 1,221.11	0.85%	3.35%	64.01%	→	0.86
4/13/2017	USD 1,217.87	-0.27%	3.33%	63.70%	↘ -	0.27
4/14/2017	USD 1,180.00	-3.16%	3.33%	63.71%	↘ -	3.11
4/15/2017	USD 1,183.99	0.34%	3.32%	63.40%	→	0.34
4/16/2017	USD 1,184.81	0.07%	3.30%	63.09%	↘	0.07
4/17/2017	USD 1,189.64	0.41%	3.29%	62.79%	→	0.41
4/18/2017	USD 1,202.60	1.08%	3.27%	62.52%	→	1.09
4/19/2017	USD 1,225.09	1.85%	3.26%	62.30%	→	1.87
4/20/2017	USD 1,220.89	-0.34%	3.25%	62.02%	↘ -	0.34
4/21/2017	USD 1,246.95	2.11%	3.24%	61.83%	→	2.13
4/22/2017	USD 1,253.90	0.56%	3.22%	61.55%	→	0.56
4/23/2017	USD 1,256.99	0.25%	3.21%	61.27%	↘	0.25

4/24/2017	USD 1,257.14	0.01%	3.19%	61.00%	↘	0.01
4/25/2017	USD 1,257.79	0.05%	3.18%	60.73%	↘	0.05
4/26/2017	USD 1,275.97	1.44%	3.17%	60.50%	↘	1.45
4/27/2017	USD 1,300.72	1.92%	3.16%	60.31%	↘	1.94
4/28/2017	USD 1,332.63	2.42%	3.15%	60.17%	↘	2.45
4/29/2017	USD 1,331.93	-0.05%	3.14%	59.92%	↘	0.05
4/30/2017	USD 1,345.21	0.99%	3.12%	59.68%	↘	1.00
5/1/2017	USD 1,354.21	0.67%	3.11%	59.43%	↘	0.67
5/2/2017	USD 1,419.60	4.72%	3.12%	59.68%	↘	4.83
5/3/2017	USD 1,458.51	2.70%	3.12%	59.58%	↘	2.74
5/4/2017	USD 1,502.55	2.97%	3.11%	59.51%	↘	3.02
5/5/2017	USD 1,544.10	2.73%	3.11%	59.40%	↘	2.77
5/6/2017	USD 1,525.61	-1.20%	3.10%	59.23%	↘	1.20
5/7/2017	USD 1,557.53	2.07%	3.09%	59.06%	↘	2.09
5/8/2017	USD 1,561.38	0.25%	3.08%	58.83%	↘	0.25
5/9/2017	USD 1,642.64	5.07%	3.09%	59.13%	↘	5.20
5/10/2017	USD 1,726.86	5.00%	3.11%	59.40%	↘	5.13
5/11/2017	USD 1,762.71	2.05%	3.10%	59.23%	↘	2.08
5/12/2017	USD 1,819.41	3.17%	3.10%	59.17%	↘	3.22
5/13/2017	USD 1,692.17	-7.25%	3.16%	60.33%	↓	6.99
5/14/2017	USD 1,760.03	3.93%	3.16%	60.39%	↘	4.01
5/15/2017	USD 1,777.28	0.98%	3.15%	60.16%	↘	0.98
5/16/2017	USD 1,715.82	-3.52%	3.16%	60.29%	↘	3.46
5/17/2017	USD 1,739.92	1.39%	3.15%	60.09%	↘	1.40
5/18/2017	USD 1,813.39	4.14%	3.15%	60.18%	↘	4.22
5/19/2017	USD 1,887.50	4.01%	3.15%	60.23%	↘	4.09
5/20/2017	USD 1,956.63	3.60%	3.15%	60.22%	↘	3.66
5/21/2017	USD 2,039.08	4.13%	3.16%	60.29%	↘	4.21
5/22/2017	USD 2,040.21	0.06%	3.14%	60.08%	↘	0.06
5/23/2017	USD 2,144.50	4.99%	3.16%	60.29%	↘	5.11
5/24/2017	USD 2,268.61	5.63%	3.17%	60.62%	↘	5.79
5/25/2017	USD 2,446.23	7.54%	3.21%	61.41%	↘	7.83
5/26/2017	USD 2,371.91	-3.09%	3.22%	61.48%	↘	3.04
5/27/2017	USD 2,190.33	-7.96%	3.28%	62.76%	↓	7.66
5/28/2017	USD 2,059.53	-6.16%	3.32%	63.43%	↘	5.97
5/29/2017	USD 2,159.79	4.75%	3.33%	63.56%	↘	4.87
5/30/2017	USD 2,269.87	4.97%	3.34%	63.73%	↘	5.10
5/31/2017	USD 2,199.49	-3.15%	3.34%	63.78%	↘	3.10
6/1/2017	USD 2,308.08	4.82%	3.35%	63.91%	↘	4.94
6/2/2017	USD 2,410.23	4.33%	3.35%	63.96%	↘	4.43
6/3/2017	USD 2,475.83	2.69%	3.34%	63.84%	↘	2.72
6/4/2017	USD 2,535.45	2.38%	3.33%	63.68%	↘	2.41
6/5/2017	USD 2,531.68	-0.15%	3.32%	63.49%	↘	0.15
6/6/2017	USD 2,686.69	5.94%	3.34%	63.80%	↘	6.12
6/7/2017	USD 2,873.92	6.74%	3.36%	64.27%	↘	6.97
6/8/2017	USD 2,712.76	-5.77%	3.39%	64.82%	↘	5.61
6/9/2017	USD 2,795.43	3.00%	3.39%	64.71%	↘	3.05
6/10/2017	USD 2,822.56	0.97%	3.38%	64.51%	↘	0.97
6/11/2017	USD 2,897.36	2.62%	3.37%	64.37%	↘	2.65
6/12/2017	USD 2,975.06	2.65%	3.36%	64.24%	↘	2.68
6/13/2017	USD 2,599.09	-13.51%	3.53%	67.48%	↓	12.64
6/14/2017	USD 2,720.31	4.56%	3.53%	67.53%	↘	4.66
6/15/2017	USD 2,486.74	-8.98%	3.60%	68.82%	↓	8.59
6/16/2017	USD 2,390.09	-3.96%	3.61%	68.94%	↘	3.89
6/17/2017	USD 2,496.72	4.36%	3.61%	68.96%	↘	4.46
6/18/2017	USD 2,642.50	5.67%	3.62%	69.17%	↘	5.84
6/19/2017	USD 2,535.85	-4.12%	3.63%	69.31%	↘	4.04
6/20/2017	USD 2,606.43	2.75%	3.62%	69.18%	↘	2.78
6/21/2017	USD 2,749.84	5.36%	3.63%	69.32%	↘	5.50

6/22/2017	USD 2,670.47	-2.93%	3.63%	69.31%	↔ -	2.89
6/23/2017	USD 2,714.27	1.63%	3.62%	69.13%	→	1.64
6/24/2017	USD 2,718.16	0.14%	3.61%	68.93%	↔	0.14
6/25/2017	USD 2,573.94	-5.45%	3.63%	69.29%	↔ -	5.31
6/26/2017	USD 2,533.68	-1.58%	3.62%	69.16%	↔ -	1.56
6/27/2017	USD 2,412.90	-4.88%	3.63%	69.40%	↔ -	4.77
6/28/2017	USD 2,516.81	4.22%	3.63%	69.40%	→	4.31
6/29/2017	USD 2,553.20	1.44%	3.62%	69.22%	→	1.45
6/30/2017	USD 2,546.49	-0.26%	3.61%	69.04%	↔ -	0.26
7/1/2017	USD 2,483.50	-2.50%	3.61%	68.98%	↔ -	2.47
7/2/2017	USD 2,419.08	-2.63%	3.61%	68.93%	↔ -	2.59
7/3/2017	USD 2,498.30	3.22%	3.60%	68.85%	→	3.27
7/4/2017	USD 2,554.45	2.22%	3.60%	68.71%	→	2.25
7/5/2017	USD 2,592.27	1.47%	3.59%	68.53%	→	1.48
7/6/2017	USD 2,615.64	0.90%	3.58%	68.35%	→	0.90
7/7/2017	USD 2,597.26	-0.71%	3.57%	68.19%	↔ -	0.70
7/8/2017	USD 2,502.91	-3.70%	3.57%	68.26%	↔ -	3.63
7/9/2017	USD 2,555.82	2.09%	3.57%	68.11%	→	2.11
7/10/2017	USD 2,519.90	-1.42%	3.56%	67.98%	↔ -	1.41
7/11/2017	USD 2,355.84	-6.73%	3.59%	68.54%	↔ -	6.51
7/12/2017	USD 2,307.77	-2.06%	3.58%	68.45%	↔ -	2.04
7/13/2017	USD 2,387.18	3.38%	3.58%	68.39%	→	3.44
7/14/2017	USD 2,335.12	-2.20%	3.58%	68.31%	↔ -	2.18
7/15/2017	USD 2,207.39	-5.63%	3.59%	68.64%	↔ -	5.47
7/16/2017	USD 2,018.56	-8.94%	3.65%	69.65%	↓ -	8.55
7/17/2017	USD 1,910.74	-5.49%	3.66%	69.92%	↔ -	5.34
7/18/2017	USD 2,186.44	13.48%	3.77%	71.99%	↔	14.43
7/19/2017	USD 2,324.21	6.11%	3.78%	72.22%	→	6.30
7/20/2017	USD 2,266.10	-2.53%	3.78%	72.15%	↔ -	2.50
7/21/2017	USD 2,757.24	19.62%	4.00%	76.48%	↑	21.67
7/22/2017	USD 2,656.16	-3.73%	4.00%	76.50%	↔ -	3.67
7/23/2017	USD 2,823.79	6.12%	4.01%	76.68%	→	6.31
7/24/2017	USD 2,757.30	-2.38%	4.01%	76.59%	↔ -	2.35
7/25/2017	USD 2,755.60	-0.06%	4.00%	76.41%	↔ -	0.06
7/26/2017	USD 2,537.31	-8.25%	4.04%	77.11%	↓ -	7.92
7/27/2017	USD 2,513.18	-0.96%	4.03%	76.94%	↔ -	0.95
7/28/2017	USD 2,686.49	6.67%	4.04%	77.20%	→	6.90
7/29/2017	USD 2,786.10	3.64%	4.04%	77.12%	→	3.71
7/30/2017	USD 2,722.54	-2.31%	4.03%	77.03%	↔ -	2.28
7/31/2017	USD 2,744.35	0.80%	4.02%	76.85%	→	0.80
8/1/2017	USD 2,839.18	3.40%	4.02%	76.76%	→	3.46
8/2/2017	USD 2,739.62	-3.57%	4.02%	76.76%	↔ -	3.51
8/3/2017	USD 2,709.04	-1.12%	4.01%	76.61%	↔ -	1.12
8/4/2017	USD 2,797.90	3.23%	4.01%	76.52%	→	3.28
8/5/2017	USD 2,863.03	2.30%	4.00%	76.37%	→	2.33
8/6/2017	USD 3,278.08	13.54%	4.09%	78.05%	↔	14.50
8/7/2017	USD 3,247.63	-0.93%	4.08%	77.89%	↔ -	0.93
8/8/2017	USD 3,394.42	4.42%	4.08%	77.88%	→	4.52
8/9/2017	USD 3,418.58	0.71%	4.07%	77.70%	→	0.71
8/10/2017	USD 3,353.59	-1.92%	4.06%	77.59%	↔ -	1.90
8/11/2017	USD 3,426.56	2.15%	4.05%	77.44%	→	2.18
8/12/2017	USD 3,633.90	5.87%	4.06%	77.56%	→	6.05
8/13/2017	USD 3,892.27	6.87%	4.07%	77.80%	→	7.11
8/14/2017	USD 4,073.66	4.55%	4.07%	77.79%	→	4.66
8/15/2017	USD 4,292.20	5.23%	4.07%	77.83%	→	5.36
8/16/2017	USD 4,140.85	-3.59%	4.07%	77.85%	↔ -	3.53
8/17/2017	USD 4,375.24	5.51%	4.08%	77.92%	→	5.66
8/18/2017	USD 4,283.55	-2.12%	4.07%	77.83%	↔ -	2.10
8/19/2017	USD 4,103.82	-4.29%	4.08%	77.91%	↔ -	4.20

8/20/2017	USD 4,145.42	1.01%	4.07%	77.74%	→	1.01
8/21/2017	USD 4,101.29	-1.07%	4.06%	77.60%	↘ -	1.06
8/22/2017	USD 4,016.63	-2.09%	4.06%	77.51%	↘ -	2.06
8/23/2017	USD 4,106.26	2.21%	4.05%	77.36%	→	2.23
8/24/2017	USD 4,162.99	1.37%	4.04%	77.21%	→	1.38
8/25/2017	USD 4,310.29	3.48%	4.04%	77.12%	→	3.54
8/26/2017	USD 4,374.70	1.48%	4.03%	76.97%	→	1.49
8/27/2017	USD 4,354.81	-0.46%	4.02%	76.82%	↘ -	0.45
8/28/2017	USD 4,358.25	0.08%	4.01%	76.66%	↘	0.08
8/29/2017	USD 4,392.05	0.77%	4.00%	76.50%	→	0.78
8/30/2017	USD 4,602.79	4.69%	4.00%	76.50%	→	4.80
8/31/2017	USD 4,591.82	-0.24%	4.00%	76.35%	↘ -	0.24
9/1/2017	USD 4,744.69	3.27%	3.99%	76.26%	→	3.33
9/2/2017	USD 4,912.84	3.48%	3.99%	76.18%	→	3.54
9/3/2017	USD 4,591.78	-6.76%	4.01%	76.56%	↘ -	6.54
9/4/2017	USD 4,594.15	0.05%	4.00%	76.41%	↘	0.05
9/5/2017	USD 4,253.94	-7.69%	4.03%	76.92%	↓ -	7.41
9/6/2017	USD 4,414.40	3.70%	4.02%	76.86%	→	3.77
9/7/2017	USD 4,598.57	4.09%	4.02%	76.82%	→	4.17
9/8/2017	USD 4,622.97	0.53%	4.01%	76.67%	→	0.53
9/9/2017	USD 4,303.02	-7.17%	4.03%	77.09%	↓ -	6.92
9/10/2017	USD 4,283.53	-0.45%	4.03%	76.94%	↘ -	0.45
9/11/2017	USD 4,234.37	-1.15%	4.02%	76.82%	↘ -	1.15
9/12/2017	USD 4,201.06	-0.79%	4.01%	76.69%	↘ -	0.79
9/13/2017	USD 4,145.49	-1.33%	4.01%	76.57%	↘ -	1.32
9/14/2017	USD 3,836.92	-7.74%	4.03%	77.06%	↓ -	7.44
9/15/2017	USD 3,299.19	-15.10%	4.14%	79.13%	↓ -	14.01
9/16/2017	USD 3,688.98	11.17%	4.19%	80.00%	↗	11.81
9/17/2017	USD 3,689.40	0.01%	4.18%	79.84%	↘	0.01
9/18/2017	USD 3,702.57	0.36%	4.17%	79.69%	→	0.36
9/19/2017	USD 4,061.73	9.26%	4.20%	80.21%	↗	9.70
9/20/2017	USD 3,906.99	-3.88%	4.20%	80.22%	↘ -	3.81
9/21/2017	USD 3,899.36	-0.20%	4.19%	80.07%	↘ -	0.20
9/22/2017	USD 3,619.53	-7.45%	4.21%	80.47%	↓ -	7.18
9/23/2017	USD 3,599.27	-0.56%	4.20%	80.33%	↘ -	0.56
9/24/2017	USD 3,771.92	4.69%	4.20%	80.33%	→	4.80
9/25/2017	USD 3,664.88	-2.88%	4.20%	80.27%	↘ -	2.84
9/26/2017	USD 3,924.17	6.84%	4.21%	80.46%	→	7.07
9/27/2017	USD 3,892.88	-0.80%	4.20%	80.33%	↘ -	0.80
9/28/2017	USD 4,193.75	7.44%	4.22%	80.58%	↗	7.73
9/29/2017	USD 4,178.37	-0.37%	4.21%	80.44%	↘ -	0.37
9/30/2017	USD 4,164.54	-0.33%	4.20%	80.30%	↘ -	0.33
10/1/2017	USD 4,348.09	4.31%	4.20%	80.27%	→	4.41
10/2/2017	USD 4,372.26	0.55%	4.19%	80.12%	→	0.56
10/3/2017	USD 4,394.02	0.50%	4.19%	79.97%	→	0.50
10/4/2017	USD 4,306.58	-2.01%	4.18%	79.88%	↘ -	1.99
10/5/2017	USD 4,214.60	-2.16%	4.18%	79.80%	↘ -	2.14
10/6/2017	USD 4,321.89	2.51%	4.17%	79.69%	→	2.55
10/7/2017	USD 4,358.79	0.85%	4.16%	79.54%	→	0.85
10/8/2017	USD 4,412.17	1.22%	4.16%	79.41%	→	1.22
10/9/2017	USD 4,592.29	4.00%	4.15%	79.36%	→	4.08
10/10/2017	USD 4,774.47	3.89%	4.15%	79.31%	→	3.97
10/11/2017	USD 4,794.91	0.43%	4.14%	79.17%	→	0.43
10/12/2017	USD 4,906.84	2.31%	4.14%	79.05%	→	2.33
10/13/2017	USD 5,459.50	10.67%	4.17%	79.74%	↗	11.26
10/14/2017	USD 5,627.23	3.03%	4.17%	79.65%	→	3.07
10/15/2017	USD 5,765.86	2.43%	4.16%	79.53%	→	2.46
10/16/2017	USD 5,647.47	-2.07%	4.16%	79.45%	↘ -	2.05
10/17/2017	USD 5,743.45	1.69%	4.15%	79.32%	→	1.70



10/18/2017	USD 5,594.47	-2.63%	4.15%	79.27%	↘ -	2.59
10/19/2017	USD 5,495.70	-1.78%	4.14%	79.18%	↘ -	1.77
10/20/2017	USD 5,683.66	3.36%	4.14%	79.10%	↘	3.42
10/21/2017	USD 5,989.80	5.25%	4.14%	79.14%	↘	5.39
10/22/2017	USD 6,020.30	0.51%	4.14%	79.00%	↘	0.51
10/23/2017	USD 5,937.62	-1.38%	4.13%	78.90%	↘ -	1.37
10/24/2017	USD 5,879.95	-0.98%	4.12%	78.78%	↘ -	0.97
10/25/2017	USD 5,577.92	-5.27%	4.13%	78.92%	↘ -	5.14
10/26/2017	USD 5,694.34	2.07%	4.12%	78.81%	↘	2.09
10/27/2017	USD 5,885.37	3.30%	4.12%	78.73%	↘	3.35
10/28/2017	USD 5,764.85	-2.07%	4.12%	78.65%	↘ -	2.05
10/29/2017	USD 5,735.73	-0.51%	4.11%	78.53%	↘ -	0.51
10/30/2017	USD 6,111.17	6.34%	4.12%	78.65%	↘	6.55
10/31/2017	USD 6,120.82	0.16%	4.11%	78.53%	↘	0.16
11/1/2017	USD 6,404.92	4.54%	4.11%	78.51%	↘	4.64
11/2/2017	USD 6,709.49	4.65%	4.11%	78.51%	↘	4.76
11/3/2017	USD 6,978.53	3.93%	4.11%	78.46%	↘	4.01
11/4/2017	USD 7,201.52	3.15%	4.10%	78.38%	↘	3.20
11/5/2017	USD 7,379.54	2.44%	4.10%	78.28%	↘	2.47
11/6/2017	USD 7,424.23	0.60%	4.09%	78.15%	↘	0.61
11/7/2017	USD 7,007.85	-5.77%	4.10%	78.34%	↘ -	5.61
11/8/2017	USD 7,080.14	1.03%	4.09%	78.21%	↘	1.03
11/9/2017	USD 7,365.18	3.95%	4.09%	78.17%	↘	4.03
11/10/2017	USD 7,164.93	-2.76%	4.09%	78.13%	↘ -	2.72
11/11/2017	USD 6,545.88	-9.04%	4.12%	78.70%	↓ -	8.64
11/12/2017	USD 6,295.68	-3.90%	4.12%	78.72%	↘ -	3.82
11/13/2017	USD 5,953.76	-5.58%	4.13%	78.88%	↘ -	5.43
11/14/2017	USD 6,475.15	8.39%	4.15%	79.20%	↘	8.76
11/15/2017	USD 6,607.45	2.02%	4.14%	79.09%	↘	2.04
11/16/2017	USD 7,264.52	9.48%	4.16%	79.53%	↘	9.94
11/17/2017	USD 7,819.38	7.36%	4.17%	79.73%	↘	7.64
11/18/2017	USD 7,706.59	-1.45%	4.17%	79.64%	↘ -	1.44
11/19/2017	USD 7,761.98	0.72%	4.16%	79.51%	↘	0.72
11/20/2017	USD 8,040.05	3.52%	4.16%	79.45%	↘	3.58
11/21/2017	USD 8,233.46	2.38%	4.15%	79.35%	↘	2.41
11/22/2017	USD 8,120.11	-1.39%	4.15%	79.25%	↘ -	1.38
11/23/2017	USD 8,219.51	1.22%	4.14%	79.13%	↘	1.22
11/24/2017	USD 8,051.32	-2.07%	4.14%	79.07%	↘ -	2.05
11/25/2017	USD 8,216.59	2.03%	4.13%	78.96%	↘	2.05
11/26/2017	USD 8,730.57	6.07%	4.14%	79.04%	↘	6.26
11/27/2017	USD 9,305.80	6.38%	4.14%	79.15%	↘	6.59
11/28/2017	USD 9,642.59	3.56%	4.14%	79.09%	↘	3.62
11/29/2017	USD 9,907.62	2.71%	4.13%	79.00%	↘	2.75
11/30/2017	USD 9,772.29	-1.38%	4.13%	78.91%	↘ -	1.37
12/1/2017	USD 9,858.82	0.88%	4.12%	78.79%	↘	0.89
12/2/2017	USD 10,772.12	8.86%	4.14%	79.13%	↘	9.26
12/3/2017	USD 10,908.85	1.26%	4.14%	79.02%	↘	1.27
12/4/2017	USD 11,373.09	4.17%	4.13%	78.98%	↘	4.26
12/5/2017	USD 11,491.09	1.03%	4.13%	78.86%	↘	1.04
12/6/2017	USD 11,716.71	1.94%	4.12%	78.76%	↘	1.96
12/7/2017	USD 13,442.23	13.74%	4.18%	79.79%	↑	14.73
12/8/2017	USD 16,219.12	18.78%	4.28%	81.82%	↑	20.66
12/9/2017	USD 15,653.64	-3.55%	4.28%	81.82%	↘ -	3.49
12/10/2017	USD 14,486.62	-7.75%	4.30%	82.18%	↓ -	7.46
12/11/2017	USD 15,230.39	5.01%	4.30%	82.17%	↘	5.13
12/12/2017	USD 16,803.56	9.83%	4.32%	82.58%	↘	10.33
12/13/2017	USD 17,284.59	2.82%	4.32%	82.48%	↘	2.86
12/14/2017	USD 16,316.95	-5.76%	4.33%	82.64%	↘ -	5.60
12/15/2017	USD 16,525.63	1.27%	4.32%	82.52%	↘	1.28

<b>12/16/2017</b>	USD 17,575.08	6.16%	4.32%	82.59%	→	6.35
<b>12/17/2017</b>	USD 19,193.72	8.81%	4.34%	82.87%	↗	9.21
<b>12/18/2017</b>	USD 18,987.29	-1.08%	4.33%	82.77%	↘ -	1.08
<b>12/19/2017</b>	USD 18,936.21	-0.27%	4.33%	82.66%	↘ -	0.27
<b>12/20/2017</b>	USD 17,534.59	-7.69%	4.34%	83.00%	↓ -	7.40
<b>12/21/2017</b>	USD 16,496.80	-6.10%	4.35%	83.18%	↘ -	5.92
<b>12/22/2017</b>	USD 15,695.79	-4.98%	4.36%	83.27%	↘ -	4.86
<b>12/23/2017</b>	USD 14,048.59	-11.09%	4.40%	84.02%	↓ -	10.49
<b>12/24/2017</b>	USD 14,436.77	2.73%	4.39%	83.92%	→	2.76
<b>12/25/2017</b>	USD 13,969.42	-3.29%	4.39%	83.91%	↘ -	3.24
<b>12/26/2017</b>	USD 13,927.91	-0.30%	4.39%	83.79%	↘ -	0.30
<b>12/27/2017</b>	USD 15,661.17	11.73%	4.42%	84.41%	↗	12.44
<b>12/28/2017</b>	USD 15,417.13	-1.57%	4.41%	84.32%	↘ -	1.56
<b>12/29/2017</b>	USD 14,438.05	-6.56%	4.42%	84.53%	↘ -	6.35
<b>12/30/2017</b>	USD 14,437.32	-0.01%	4.42%	84.41%	↘ -	0.01
<b>12/31/2017</b>	USD 12,618.55	-13.46%	4.47%	85.49%	↓ -	12.60

RIESGO ANUAL		
NIVEL DE CONFIANZA (0% - 99%)	95%	
VaR	913.88	nivel maximo de perdida anual
VaR - %	23%	nivel porcentual maximo de perdida anual

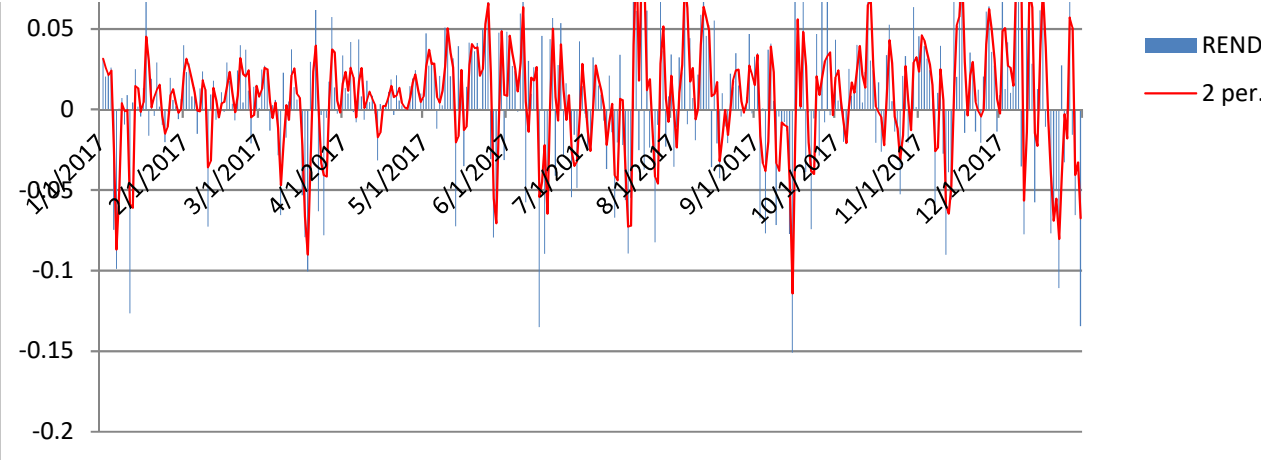
Riesgo Mensual			
MES	Media	VaR	VaR - %
Enero	USD 909.39	USD 810.03	89%
Febrero	USD 1,053.54	USD 979.31	93%
Marzo	USD 1,135.25	USD 963.40	85%
Abril	USD 1,211.00	USD 1,090.54	90%
Mayo	USD 1,851.85	USD 1,439.06	78%
Junio	USD 1,851.85	USD 1,439.06	78%
Julio	USD 2,496.08	USD 2,102.50	84%
Agosto	USD 3,818.72	USD 2,768.76	73%
Septiembre	USD 4,099.84	USD 3,608.39	88%
Octubre	USD 5,275.23	USD 4,314.24	82%
Noviembre	USD 7,646.22	USD 6,344.84	83%
Diciembre	USD 14,885.74	USD 10,840.49	73%

BITCOIN	
Media	3,940.39
Error típico	206.69
Mediana	2,554.45
Moda	-
Desviación estándar	3,948.82
Varianza de la muestra	15,593,188.99
Curtosis	3.83
Coefficiente de asimetría	2.04
Rango	18,396.12
Mínimo	797.60
Máximo	19,193.72
Suma	1,438,243.60
Cuenta	365.00

volatilidad acumulada anual **85.49%**  
Promedio de Volatilidad en la retabilidad del Bitcoin diario **4.47%**



















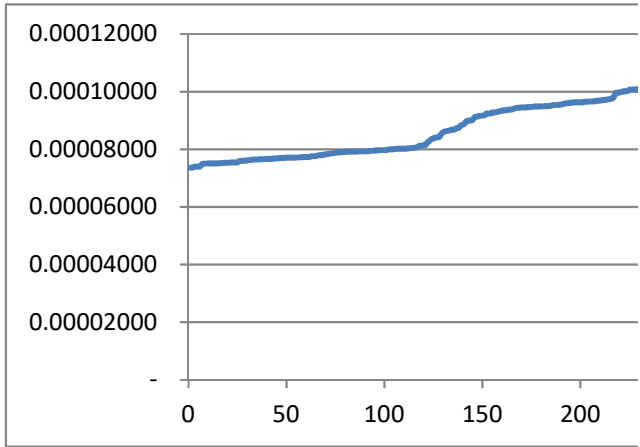
Frecuencia rango

promedio  
desviacion estándar

3,940.39  
3,948.82

**BITCOIN**

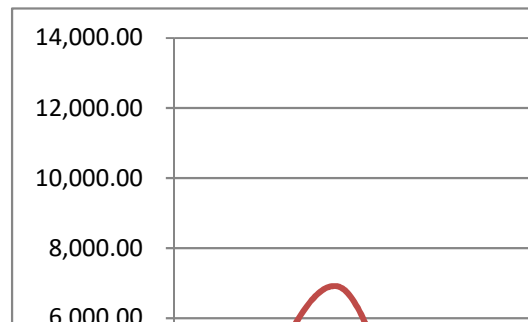
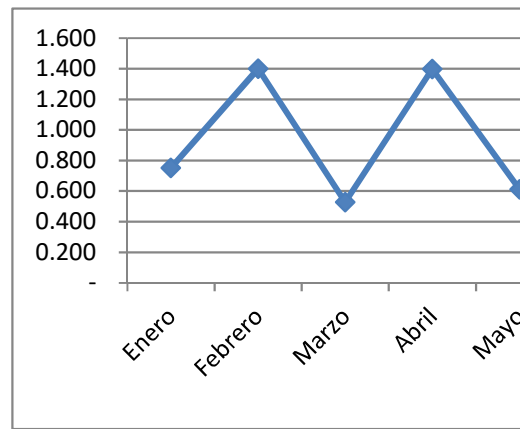
797.60	0.00007360
801.07	0.00007365
818.98	0.00007392
821.27	0.00007395
822.58	0.00007397
829.90	0.00007408
881.82	0.00007485
894.56	0.00007503
895.04	0.00007504
895.79	0.00007505
896.46	0.00007506
897.35	0.00007507
898.68	0.00007509
898.86	0.00007510
899.39	0.00007510
905.32	0.00007519
905.82	0.00007520
912.27	0.00007529
913.77	0.00007531
914.30	0.00007532
917.55	0.00007537
919.37	0.00007540
919.74	0.00007540
921.48	0.00007543
923.12	0.00007545
952.68	0.00007588
957.02	0.00007594
957.65	0.00007595
967.60	0.00007610
969.14	0.00007612
979.24	0.00007627
979.44	0.00007627
988.37	0.00007640
992.45	0.00007646
992.72	0.00007646
996.44	0.00007652
998.47	0.00007654
999.50	0.00007656
1,005.64	0.00007665
1,006.00	0.00007665
1,007.11	0.00007667
1,007.74	0.00007668
1,014.30	0.00007677
1,015.85	0.00007680
1,018.93	0.00007684
1,022.50	0.00007689
1,026.35	0.00007695
1,027.61	0.00007696
1,029.74	0.00007700
1,035.36	0.00007708
1,035.41	0.00007708
1,036.26	0.00007709
1,037.62	0.00007711
1,038.95	0.00007713



La rentabilidad de la inversion en Bitcoin durante €  
 1204.108% Variacion porcen  
 23.863% Rentabilidad

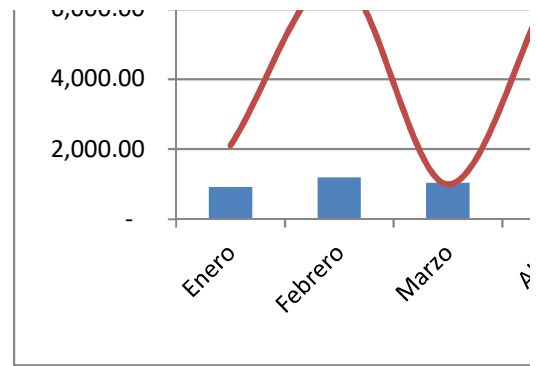
**Rentabilidad Mensual de la inversion**

Enero	Febrero
-4.9463%	29.3572%
0.751	1.400
-4.946%	29.357%
1/1/2017	1/31/2017
919.74	1,189.75



RENDIMIENTO  
 . Mov. Avg. (RENDIMIENTO)

1,040.31	0.00007715
1,040.55	0.00007715
1,042.13	0.00007717
1,050.18	0.00007729
1,052.05	0.00007732
1,053.24	0.00007733
1,053.75	0.00007734
1,057.42	0.00007739
1,069.46	0.00007756
1,071.48	0.00007759
1,075.77	0.00007765
1,085.68	0.00007780
1,096.49	0.00007795
1,097.86	0.00007797
1,106.70	0.00007809
1,119.49	0.00007828
1,124.24	0.00007834
1,132.11	0.00007845
1,141.36	0.00007859
1,143.25	0.00007861
1,155.41	0.00007878
1,162.50	0.00007888
1,166.59	0.00007894
1,168.54	0.00007897
1,171.80	0.00007901
1,174.23	0.00007905
1,180.00	0.00007913
1,180.20	0.00007913
1,182.22	0.00007916
1,183.99	0.00007918
1,184.14	0.00007919
1,184.81	0.00007920
1,188.47	0.00007925
1,189.32	0.00007926
1,189.64	0.00007926
1,189.75	0.00007926
1,190.78	0.00007928
1,191.87	0.00007929
1,202.60	0.00007944
1,205.29	0.00007948
1,210.73	0.00007956
1,217.87	0.00007966
1,218.80	0.00007967
1,220.69	0.00007970
1,220.89	0.00007970
1,221.11	0.00007970
1,225.09	0.00007976
1,235.70	0.00007990
1,241.31	0.00007998
1,243.19	0.00008001
1,246.95	0.00008006
1,253.64	0.00008015
1,253.90	0.00008016
1,254.34	0.00008016
1,256.99	0.00008020
1,257.14	0.00008020
1,257.79	0.00008021
1,266.32	0.00008033
1,269.77	0.00008037



1,275.97	0.00008046
1,277.18	0.00008048
1,283.18	0.00008056
1,300.72	0.00008080
1,331.93	0.00008123
1,332.63	0.00008123
1,345.21	0.00008141
1,354.21	0.00008153
1,419.60	0.00008240
1,458.51	0.00008292
1,502.55	0.00008350
1,525.61	0.00008380
1,544.10	0.00008404
1,557.53	0.00008421
1,561.38	0.00008426
1,642.64	0.00008529
1,692.17	0.00008591
1,715.82	0.00008620
1,726.86	0.00008634
1,739.92	0.00008650
1,760.03	0.00008674
1,762.71	0.00008678
1,777.28	0.00008695
1,813.39	0.00008739
1,819.41	0.00008746
1,887.50	0.00008826
1,910.74	0.00008853
1,956.63	0.00008905
2,018.56	0.00008974
2,039.08	0.00008997
2,040.21	0.00008998
2,059.53	0.00009019
2,144.50	0.00009110
2,159.79	0.00009126
2,186.44	0.00009154
2,190.33	0.00009158
2,199.49	0.00009167
2,207.39	0.00009175
2,266.10	0.00009234
2,268.61	0.00009237
2,269.87	0.00009238
2,307.77	0.00009275
2,308.08	0.00009276
2,324.21	0.00009291
2,335.12	0.00009302
2,355.84	0.00009321
2,371.91	0.00009336
2,387.18	0.00009351
2,390.09	0.00009353
2,410.23	0.00009372
2,412.90	0.00009375
2,419.08	0.00009380
2,446.23	0.00009405
2,475.83	0.00009431
2,483.50	0.00009438
2,486.74	0.00009441
2,496.72	0.00009450
2,498.30	0.00009451
2,502.91	0.00009455

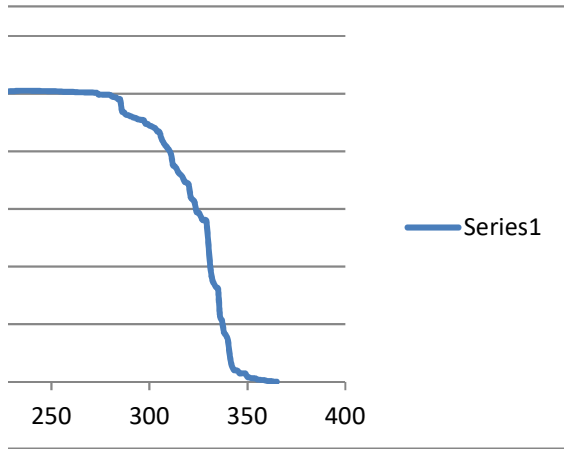
2,513.18	0.00009464
2,516.81	0.00009467
2,519.90	0.00009470
2,531.68	0.00009480
2,533.68	0.00009482
2,535.45	0.00009483
2,535.85	0.00009484
2,537.31	0.00009485
2,546.49	0.00009493
2,553.20	0.00009498
2,554.45	0.00009499
2,555.82	0.00009500
2,573.94	0.00009516
2,592.27	0.00009531
2,597.26	0.00009535
2,599.09	0.00009536
2,606.43	0.00009543
2,615.64	0.00009550
2,642.50	0.00009572
2,656.16	0.00009582
2,670.47	0.00009594
2,686.49	0.00009606
2,686.69	0.00009606
2,709.04	0.00009623
2,712.76	0.00009626
2,714.27	0.00009627
2,718.16	0.00009630
2,720.31	0.00009632
2,722.54	0.00009634
2,739.62	0.00009646
2,744.35	0.00009650
2,749.84	0.00009654
2,755.60	0.00009658
2,757.24	0.00009659
2,757.30	0.00009659
2,786.10	0.00009680
2,795.43	0.00009687
2,797.90	0.00009689
2,822.56	0.00009706
2,823.79	0.00009707
2,839.18	0.00009718
2,863.03	0.00009734
2,873.92	0.00009741
2,897.36	0.00009756
2,975.06	0.00009805
3,247.63	0.00009949
3,278.08	0.00009962
3,299.19	0.00009971
3,353.59	0.00009992
3,394.42	0.00010007
3,418.58	0.00010015
3,426.56	0.00010018
3,599.27	0.00010065
3,619.53	0.00010070
3,633.90	0.00010072
3,664.88	0.00010078
3,688.98	0.00010082
3,689.40	0.00010082
3,702.57	0.00010085

3,771.92	0.00010094
3,836.92	0.00010099
3,892.27	0.00010102
3,892.88	0.00010102
3,899.36	0.00010102
3,906.99	0.00010102
3,924.17	0.00010103
4,016.63	0.00010101
4,061.73	0.00010098
4,073.66	0.00010097
4,101.29	0.00010094
4,103.82	0.00010094
4,106.26	0.00010094
4,140.85	0.00010090
4,145.42	0.00010089
4,145.49	0.00010089
4,162.99	0.00010087
4,164.54	0.00010087
4,178.37	0.00010084
4,193.75	0.00010082
4,201.06	0.00010081
4,214.60	0.00010078
4,234.37	0.00010075
4,253.94	0.00010071
4,283.53	0.00010065
4,283.55	0.00010065
4,292.20	0.00010063
4,303.02	0.00010060
4,306.58	0.00010059
4,310.29	0.00010059
4,321.89	0.00010056
4,348.09	0.00010049
4,354.81	0.00010047
4,358.25	0.00010046
4,358.79	0.00010046
4,372.26	0.00010043
4,374.70	0.00010042
4,375.24	0.00010042
4,392.05	0.00010037
4,394.02	0.00010036
4,412.17	0.00010031
4,414.40	0.00010030
4,591.78	0.00009966
4,591.82	0.00009966
4,592.29	0.00009966
4,594.15	0.00009965
4,598.57	0.00009963
4,602.79	0.00009962
4,622.97	0.00009953
4,744.69	0.00009895
4,774.47	0.00009880
4,794.91	0.00009869
4,906.84	0.00009805
4,912.84	0.00009801
5,459.50	0.00009382
5,495.70	0.00009349
5,577.92	0.00009270
5,594.47	0.00009254
5,627.23	0.00009222

5,647.47	0.00009202
5,683.66	0.00009165
5,694.34	0.00009154
5,735.73	0.00009111
5,743.45	0.00009103
5,764.85	0.00009080
5,765.86	0.00009079
5,879.95	0.00008955
5,885.37	0.00008949
5,937.62	0.00008890
5,953.76	0.00008871
5,989.80	0.00008830
6,020.30	0.00008794
6,111.17	0.00008686
6,120.82	0.00008674
6,295.68	0.00008457
6,404.92	0.00008315
6,475.15	0.00008222
6,545.88	0.00008127
6,607.45	0.00008042
6,709.49	0.00007901
6,978.53	0.00007515
7,007.85	0.00007472
7,080.14	0.00007365
7,164.93	0.00007238
7,201.52	0.00007184
7,264.52	0.00007089
7,365.18	0.00006936
7,379.54	0.00006914
7,424.23	0.00006846
7,706.59	0.00006411
7,761.98	0.00006325
7,819.38	0.00006236
8,040.05	0.00005894
8,051.32	0.00005876
8,120.11	0.00005770
8,216.59	0.00005621
8,219.51	0.00005616
8,233.46	0.00005595
8,730.57	0.00004841
9,305.80	0.00004014
9,642.59	0.00003562
9,772.29	0.00003395
9,858.82	0.00003286
9,907.62	0.00003225
10,772.12	0.00002262
10,908.85	0.00002129
11,373.09	0.00001718
11,491.09	0.00001624
11,716.71	0.00001453
12,618.55	0.00000903
13,442.23	0.00000559
13,927.91	0.00000412
13,969.42	0.00000402
14,048.59	0.00000382
14,436.77	0.00000295
14,437.32	0.00000295
14,438.05	0.00000295
14,486.62	0.00000285

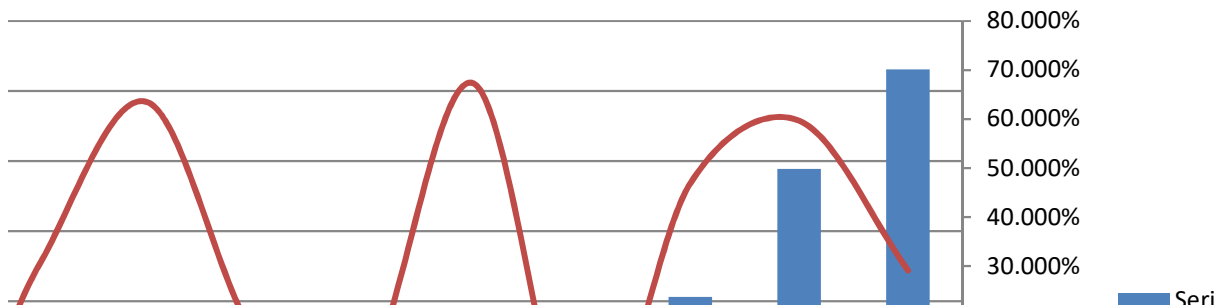
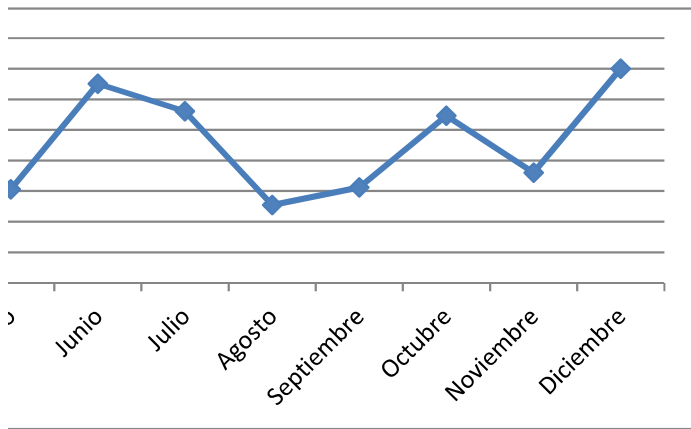


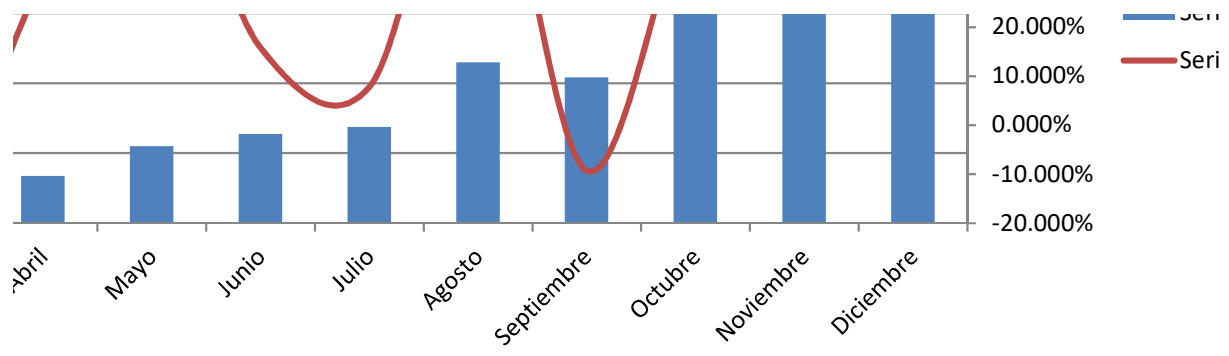
15,230.39	0.00000170
15,417.13	0.00000148
15,653.64	0.00000124
15,661.17	0.00000123
15,695.79	0.00000120
16,219.12	0.00000080
16,316.95	0.00000074
16,496.80	0.00000064
16,525.63	0.00000063
16,803.56	0.00000050
17,284.59	0.00000033
17,534.59	0.00000027
17,575.08	0.00000026
18,936.21	0.00000007
18,987.29	0.00000007
19,193.72	0.00000006



el 2017 fue del:  
tual

	promedio		desviacion estándar					
	0.2684553		0.283931842					
Marzo	Abril	Mayo	Junio	Julio	Agosto	Septiembre		
-12.9010%	29.8139%	63.5053%	15.7764%	7.7699%	67.3190%	-9.3052%		
0.53	1.40	0.61	1.30	1.12	0.51	0.62		
-12.901%	29.814%	63.505%	15.776%	7.770%	67.319%	-9.305%		
3/31/2017	4/30/2017	5/31/2017	6/30/2017	7/31/2017	8/31/2017	9/30/2017		
1,036.26	1,345.21	2,199.49	2,546.49	2,744.35	4,591.82	4,164.54		

















**Octubre**

**Noviembre**

**Diciembre**

<b>46.9747%</b>	<b>59.6565%</b>	<b>29.1258%</b>
<b>1.09</b>	<b>0.72</b>	<b>1.40</b>
<b>46.975%</b>	<b>59.657%</b>	<b>29.126%</b>
<b>10/31/2017</b>	<b>11/30/2017</b>	<b>12/31/2017</b>
<b>6,120.82</b>	<b>9,772.29</b>	<b>12,618.55</b>

ies1

ies2













VARIABLES DE ENTRADA PARA EL BITCOIN EN EL 2017

Etiquetas de fila	Cuenta de BITCOIN	PROBABILIDAD	PROBABILIDAD ACUMULADA	COMPLEMENTO	
USD 797.60		1	0.27397%	0.27397%	99.72603%
USD 801.07		1	0.27397%	0.54795%	99.45205%
USD 818.98		1	0.27397%	0.82192%	99.17808%
USD 821.27		1	0.27397%	1.09589%	98.90411%
USD 822.58		1	0.27397%	1.36986%	98.63014%
USD 829.90		1	0.27397%	1.64384%	98.35616%
USD 881.82		1	0.27397%	1.91781%	98.08219%
USD 894.56		1	0.27397%	2.19178%	97.80822%
USD 895.04		1	0.27397%	2.46575%	97.53425%
USD 895.79		1	0.27397%	2.73973%	97.26027%
USD 896.46		1	0.27397%	3.01370%	96.98630%
USD 897.35		1	0.27397%	3.28767%	96.71233%
USD 898.68		1	0.27397%	3.56164%	96.43836%
USD 898.86		1	0.27397%	3.83562%	96.16438%
USD 899.39		1	0.27397%	4.10959%	95.89041%
USD 905.32		1	0.27397%	4.38356%	95.61644%
USD 905.82		1	0.27397%	4.65753%	95.34247%
USD 912.27		1	0.27397%	4.93151%	95.06849%
USD 913.77		1	0.27397%	5.20548%	94.79452%
USD 914.30		1	0.27397%	5.47945%	94.52055%
USD 917.55		1	0.27397%	5.75342%	94.24658%
USD 919.37		1	0.27397%	6.02740%	93.97260%
USD 919.74		1	0.27397%	6.30137%	93.69863%
USD 921.48		1	0.27397%	6.57534%	93.42466%
USD 923.12		1	0.27397%	6.84932%	93.15068%
USD 952.68		1	0.27397%	7.12329%	92.87671%
USD 957.02		1	0.27397%	7.39726%	92.60274%
USD 957.65		1	0.27397%	7.67123%	92.32877%
USD 967.60		1	0.27397%	7.94521%	92.05479%
USD 969.14		1	0.27397%	8.21918%	91.78082%
USD 979.24		1	0.27397%	8.49315%	91.50685%
USD 979.44		1	0.27397%	8.76712%	91.23288%
USD 988.37		1	0.27397%	9.04110%	90.95890%
USD 992.45		1	0.27397%	9.31507%	90.68493%
USD 992.72		1	0.27397%	9.58904%	90.41096%
USD 996.44		1	0.27397%	9.86301%	90.13699%
USD 998.47		1	0.27397%	10.13699%	89.86301%
USD 999.50		1	0.27397%	10.41096%	89.58904%
USD 1,005.64		1	0.27397%	10.68493%	89.31507%
USD 1,006.00		1	0.27397%	10.95890%	89.04110%
USD 1,007.11		1	0.27397%	11.23288%	88.76712%
USD 1,007.74		1	0.27397%	11.50685%	88.49315%
USD 1,014.30		1	0.27397%	11.78082%	88.21918%
USD 1,015.85		1	0.27397%	12.05479%	87.94521%
USD 1,018.93		1	0.27397%	12.32877%	87.67123%
USD 1,022.50		1	0.27397%	12.60274%	87.39726%
USD 1,026.35		1	0.27397%	12.87671%	87.12329%
USD 1,027.61		1	0.27397%	13.15068%	86.84932%
USD 1,029.74		1	0.27397%	13.42466%	86.57534%
USD 1,035.36		1	0.27397%	13.69863%	86.30137%
USD 1,035.41		1	0.27397%	13.97260%	86.02740%
USD 1,036.26		1	0.27397%	14.24658%	85.75342%
USD 1,037.62		1	0.27397%	14.52055%	85.47945%

USD 1,038.95	1	0.27397%	14.79452%	85.20548%
USD 1,040.31	1	0.27397%	15.06849%	84.93151%
USD 1,040.55	1	0.27397%	15.34247%	84.65753%
USD 1,042.13	1	0.27397%	15.61644%	84.38356%
USD 1,050.18	1	0.27397%	15.89041%	84.10959%
USD 1,052.05	1	0.27397%	16.16438%	83.83562%
USD 1,053.24	1	0.27397%	16.43836%	83.56164%
USD 1,053.75	1	0.27397%	16.71233%	83.28767%
USD 1,057.42	1	0.27397%	16.98630%	83.01370%
USD 1,069.46	1	0.27397%	17.26027%	82.73973%
USD 1,071.48	1	0.27397%	17.53425%	82.46575%
USD 1,075.77	1	0.27397%	17.80822%	82.19178%
USD 1,085.68	1	0.27397%	18.08219%	81.91781%
USD 1,096.49	1	0.27397%	18.35616%	81.64384%
USD 1,097.86	1	0.27397%	18.63014%	81.36986%
USD 1,106.70	1	0.27397%	18.90411%	81.09589%
USD 1,119.49	1	0.27397%	19.17808%	80.82192%
USD 1,124.24	1	0.27397%	19.45205%	80.54795%
USD 1,132.11	1	0.27397%	19.72603%	80.27397%
USD 1,141.36	1	0.27397%	20.00000%	80.00000%
USD 1,143.25	1	0.27397%	20.27397%	79.72603%
USD 1,155.41	1	0.27397%	20.54795%	79.45205%
USD 1,162.50	1	0.27397%	20.82192%	79.17808%
USD 1,166.59	1	0.27397%	21.09589%	78.90411%
USD 1,168.54	1	0.27397%	21.36986%	78.63014%
USD 1,171.80	1	0.27397%	21.64384%	78.35616%
USD 1,174.23	1	0.27397%	21.91781%	78.08219%
USD 1,180.00	1	0.27397%	22.19178%	77.80822%
USD 1,180.20	1	0.27397%	22.46575%	77.53425%
USD 1,182.22	1	0.27397%	22.73973%	77.26027%
USD 1,183.99	1	0.27397%	23.01370%	76.98630%
USD 1,184.14	1	0.27397%	23.28767%	76.71233%
USD 1,184.81	1	0.27397%	23.56164%	76.43836%
USD 1,188.47	1	0.27397%	23.83562%	76.16438%
USD 1,189.32	1	0.27397%	24.10959%	75.89041%
USD 1,189.64	1	0.27397%	24.38356%	75.61644%
USD 1,189.75	1	0.27397%	24.65753%	75.34247%
USD 1,190.78	1	0.27397%	24.93151%	75.06849%
USD 1,191.87	1	0.27397%	25.20548%	74.79452%
USD 1,202.60	1	0.27397%	25.47945%	74.52055%
USD 1,205.29	1	0.27397%	25.75342%	74.24658%
USD 1,210.73	1	0.27397%	26.02740%	73.97260%
USD 1,217.87	1	0.27397%	26.30137%	73.69863%
USD 1,218.80	1	0.27397%	26.57534%	73.42466%
USD 1,220.69	1	0.27397%	26.84932%	73.15068%
USD 1,220.89	1	0.27397%	27.12329%	72.87671%
USD 1,221.11	1	0.27397%	27.39726%	72.60274%
USD 1,225.09	1	0.27397%	27.67123%	72.32877%
USD 1,235.70	1	0.27397%	27.94521%	72.05479%
USD 1,241.31	1	0.27397%	28.21918%	71.78082%
USD 1,243.19	1	0.27397%	28.49315%	71.50685%
USD 1,246.95	1	0.27397%	28.76712%	71.23288%
USD 1,253.64	1	0.27397%	29.04110%	70.95890%
USD 1,253.90	1	0.27397%	29.31507%	70.68493%
USD 1,254.34	1	0.27397%	29.58904%	70.41096%
USD 1,256.99	1	0.27397%	29.86301%	70.13699%
USD 1,257.14	1	0.27397%	30.13699%	69.86301%
USD 1,257.79	1	0.27397%	30.41096%	69.58904%
USD 1,266.32	1	0.27397%	30.68493%	69.31507%

USD 1,269.77	1	0.27397%	30.95890%	69.04110%
USD 1,275.97	1	0.27397%	31.23288%	68.76712%
USD 1,277.18	1	0.27397%	31.50685%	68.49315%
USD 1,283.18	1	0.27397%	31.78082%	68.21918%
USD 1,300.72	1	0.27397%	32.05479%	67.94521%
USD 1,331.93	1	0.27397%	32.32877%	67.67123%
USD 1,332.63	1	0.27397%	32.60274%	67.39726%
USD 1,345.21	1	0.27397%	32.87671%	67.12329%
USD 1,354.21	1	0.27397%	33.15068%	66.84932%
USD 1,419.60	1	0.27397%	33.42466%	66.57534%
USD 1,458.51	1	0.27397%	33.69863%	66.30137%
USD 1,502.55	1	0.27397%	33.97260%	66.02740%
USD 1,525.61	1	0.27397%	34.24658%	65.75342%
USD 1,544.10	1	0.27397%	34.52055%	65.47945%
USD 1,557.53	1	0.27397%	34.79452%	65.20548%
USD 1,561.38	1	0.27397%	35.06849%	64.93151%
USD 1,642.64	1	0.27397%	35.34247%	64.65753%
USD 1,692.17	1	0.27397%	35.61644%	64.38356%
USD 1,715.82	1	0.27397%	35.89041%	64.10959%
USD 1,726.86	1	0.27397%	36.16438%	63.83562%
USD 1,739.92	1	0.27397%	36.43836%	63.56164%
USD 1,760.03	1	0.27397%	36.71233%	63.28767%
USD 1,762.71	1	0.27397%	36.98630%	63.01370%
USD 1,777.28	1	0.27397%	37.26027%	62.73973%
USD 1,813.39	1	0.27397%	37.53425%	62.46575%
USD 1,819.41	1	0.27397%	37.80822%	62.19178%
USD 1,887.50	1	0.27397%	38.08219%	61.91781%
USD 1,910.74	1	0.27397%	38.35616%	61.64384%
USD 1,956.63	1	0.27397%	38.63014%	61.36986%
USD 2,018.56	1	0.27397%	38.90411%	61.09589%
USD 2,039.08	1	0.27397%	39.17808%	60.82192%
USD 2,040.21	1	0.27397%	39.45205%	60.54795%
USD 2,059.53	1	0.27397%	39.72603%	60.27397%
USD 2,144.50	1	0.27397%	40.00000%	60.00000%
USD 2,159.79	1	0.27397%	40.27397%	59.72603%
USD 2,186.44	1	0.27397%	40.54795%	59.45205%
USD 2,190.33	1	0.27397%	40.82192%	59.17808%
USD 2,199.49	1	0.27397%	41.09589%	58.90411%
USD 2,207.39	1	0.27397%	41.36986%	58.63014%
USD 2,266.10	1	0.27397%	41.64384%	58.35616%
USD 2,268.61	1	0.27397%	41.91781%	58.08219%
USD 2,269.87	1	0.27397%	42.19178%	57.80822%
USD 2,307.77	1	0.27397%	42.46575%	57.53425%
USD 2,308.08	1	0.27397%	42.73973%	57.26027%
USD 2,324.21	1	0.27397%	43.01370%	56.98630%
USD 2,335.12	1	0.27397%	43.28767%	56.71233%
USD 2,355.84	1	0.27397%	43.56164%	56.43836%
USD 2,371.91	1	0.27397%	43.83562%	56.16438%
USD 2,387.18	1	0.27397%	44.10959%	55.89041%
USD 2,390.09	1	0.27397%	44.38356%	55.61644%
USD 2,410.23	1	0.27397%	44.65753%	55.34247%
USD 2,412.90	1	0.27397%	44.93151%	55.06849%
USD 2,419.08	1	0.27397%	45.20548%	54.79452%
USD 2,446.23	1	0.27397%	45.47945%	54.52055%
USD 2,475.83	1	0.27397%	45.75342%	54.24658%
USD 2,483.50	1	0.27397%	46.02740%	53.97260%
USD 2,486.74	1	0.27397%	46.30137%	53.69863%
USD 2,496.72	1	0.27397%	46.57534%	53.42466%
USD 2,498.30	1	0.27397%	46.84932%	53.15068%

USD 2,502.91	1	0.27397%	47.12329%	52.87671%
USD 2,513.18	1	0.27397%	47.39726%	52.60274%
USD 2,516.81	1	0.27397%	47.67123%	52.32877%
USD 2,519.90	1	0.27397%	47.94521%	52.05479%
USD 2,531.68	1	0.27397%	48.21918%	51.78082%
USD 2,533.68	1	0.27397%	48.49315%	51.50685%
USD 2,535.45	1	0.27397%	48.76712%	51.23288%
USD 2,535.85	1	0.27397%	49.04110%	50.95890%
USD 2,537.31	1	0.27397%	49.31507%	50.68493%
USD 2,546.49	1	0.27397%	49.58904%	50.41096%
USD 2,553.20	1	0.27397%	49.86301%	50.13699%
USD 2,554.45	1	0.27397%	50.13699%	49.86301%
USD 2,555.82	1	0.27397%	50.41096%	49.58904%
USD 2,573.94	1	0.27397%	50.68493%	49.31507%
USD 2,592.27	1	0.27397%	50.95890%	49.04110%
USD 2,597.26	1	0.27397%	51.23288%	48.76712%
USD 2,599.09	1	0.27397%	51.50685%	48.49315%
USD 2,606.43	1	0.27397%	51.78082%	48.21918%
USD 2,615.64	1	0.27397%	52.05479%	47.94521%
USD 2,642.50	1	0.27397%	52.32877%	47.67123%
USD 2,656.16	1	0.27397%	52.60274%	47.39726%
USD 2,670.47	1	0.27397%	52.87671%	47.12329%
USD 2,686.49	1	0.27397%	53.15068%	46.84932%
USD 2,686.69	1	0.27397%	53.42466%	46.57534%
USD 2,709.04	1	0.27397%	53.69863%	46.30137%
USD 2,712.76	1	0.27397%	53.97260%	46.02740%
USD 2,714.27	1	0.27397%	54.24658%	45.75342%
USD 2,718.16	1	0.27397%	54.52055%	45.47945%
USD 2,720.31	1	0.27397%	54.79452%	45.20548%
USD 2,722.54	1	0.27397%	55.06849%	44.93151%
USD 2,739.62	1	0.27397%	55.34247%	44.65753%
USD 2,744.35	1	0.27397%	55.61644%	44.38356%
USD 2,749.84	1	0.27397%	55.89041%	44.10959%
USD 2,755.60	1	0.27397%	56.16438%	43.83562%
USD 2,757.24	1	0.27397%	56.43836%	43.56164%
USD 2,757.30	1	0.27397%	56.71233%	43.28767%
USD 2,786.10	1	0.27397%	56.98630%	43.01370%
USD 2,795.43	1	0.27397%	57.26027%	42.73973%
USD 2,797.90	1	0.27397%	57.53425%	42.46575%
USD 2,822.56	1	0.27397%	57.80822%	42.19178%
USD 2,823.79	1	0.27397%	58.08219%	41.91781%
USD 2,839.18	1	0.27397%	58.35616%	41.64384%
USD 2,863.03	1	0.27397%	58.63014%	41.36986%
USD 2,873.92	1	0.27397%	58.90411%	41.09589%
USD 2,897.36	1	0.27397%	59.17808%	40.82192%
USD 2,975.06	1	0.27397%	59.45205%	40.54795%
USD 3,247.63	1	0.27397%	59.72603%	40.27397%
USD 3,278.08	1	0.27397%	60.00000%	40.00000%
USD 3,299.19	1	0.27397%	60.27397%	39.72603%
USD 3,353.59	1	0.27397%	60.54795%	39.45205%
USD 3,394.42	1	0.27397%	60.82192%	39.17808%
USD 3,418.58	1	0.27397%	61.09589%	38.90411%
USD 3,426.56	1	0.27397%	61.36986%	38.63014%
USD 3,599.27	1	0.27397%	61.64384%	38.35616%
USD 3,619.53	1	0.27397%	61.91781%	38.08219%
USD 3,633.90	1	0.27397%	62.19178%	37.80822%
USD 3,664.88	1	0.27397%	62.46575%	37.53425%
USD 3,688.98	1	0.27397%	62.73973%	37.26027%
USD 3,689.40	1	0.27397%	63.01370%	36.98630%

USD 3,702.57	1	0.27397%	63.28767%	36.71233%
USD 3,771.92	1	0.27397%	63.56164%	36.43836%
USD 3,836.92	1	0.27397%	63.83562%	36.16438%
USD 3,892.27	1	0.27397%	64.10959%	35.89041%
USD 3,892.88	1	0.27397%	64.38356%	35.61644%
USD 3,899.36	1	0.27397%	64.65753%	35.34247%
USD 3,906.99	1	0.27397%	64.93151%	35.06849%
USD 3,924.17	1	0.27397%	65.20548%	34.79452%
USD 4,016.63	1	0.27397%	65.47945%	34.52055%
USD 4,061.73	1	0.27397%	65.75342%	34.24658%
USD 4,073.66	1	0.27397%	66.02740%	33.97260%
USD 4,101.29	1	0.27397%	66.30137%	33.69863%
USD 4,103.82	1	0.27397%	66.57534%	33.42466%
USD 4,106.26	1	0.27397%	66.84932%	33.15068%
USD 4,140.85	1	0.27397%	67.12329%	32.87671%
USD 4,145.42	1	0.27397%	67.39726%	32.60274%
USD 4,145.49	1	0.27397%	67.67123%	32.32877%
USD 4,162.99	1	0.27397%	67.94521%	32.05479%
USD 4,164.54	1	0.27397%	68.21918%	31.78082%
USD 4,178.37	1	0.27397%	68.49315%	31.50685%
USD 4,193.75	1	0.27397%	68.76712%	31.23288%
USD 4,201.06	1	0.27397%	69.04110%	30.95890%
USD 4,214.60	1	0.27397%	69.31507%	30.68493%
USD 4,234.37	1	0.27397%	69.58904%	30.41096%
USD 4,253.94	1	0.27397%	69.86301%	30.13699%
USD 4,283.53	1	0.27397%	70.13699%	29.86301%
USD 4,283.55	1	0.27397%	70.41096%	29.58904%
USD 4,292.20	1	0.27397%	70.68493%	29.31507%
USD 4,303.02	1	0.27397%	70.95890%	29.04110%
USD 4,306.58	1	0.27397%	71.23288%	28.76712%
USD 4,310.29	1	0.27397%	71.50685%	28.49315%
USD 4,321.89	1	0.27397%	71.78082%	28.21918%
USD 4,348.09	1	0.27397%	72.05479%	27.94521%
USD 4,354.81	1	0.27397%	72.32877%	27.67123%
USD 4,358.25	1	0.27397%	72.60274%	27.39726%
USD 4,358.79	1	0.27397%	72.87671%	27.12329%
USD 4,372.26	1	0.27397%	73.15068%	26.84932%
USD 4,374.70	1	0.27397%	73.42466%	26.57534%
USD 4,375.24	1	0.27397%	73.69863%	26.30137%
USD 4,392.05	1	0.27397%	73.97260%	26.02740%
USD 4,394.02	1	0.27397%	74.24658%	25.75342%
USD 4,412.17	1	0.27397%	74.52055%	25.47945%
USD 4,414.40	1	0.27397%	74.79452%	25.20548%
USD 4,591.78	1	0.27397%	75.06849%	24.93151%
USD 4,591.82	1	0.27397%	75.34247%	24.65753%
USD 4,592.29	1	0.27397%	75.61644%	24.38356%
USD 4,594.15	1	0.27397%	75.89041%	24.10959%
USD 4,598.57	1	0.27397%	76.16438%	23.83562%
USD 4,602.79	1	0.27397%	76.43836%	23.56164%
USD 4,622.97	1	0.27397%	76.71233%	23.28767%
USD 4,744.69	1	0.27397%	76.98630%	23.01370%
USD 4,774.47	1	0.27397%	77.26027%	22.73973%
USD 4,794.91	1	0.27397%	77.53425%	22.46575%
USD 4,906.84	1	0.27397%	77.80822%	22.19178%
USD 4,912.84	1	0.27397%	78.08219%	21.91781%
USD 5,459.50	1	0.27397%	78.35616%	21.64384%
USD 5,495.70	1	0.27397%	78.63014%	21.36986%
USD 5,577.92	1	0.27397%	78.90411%	21.09589%
USD 5,594.47	1	0.27397%	79.17808%	20.82192%

USD 5,627.23	1	0.27397%	79.45205%	20.54795%
USD 5,647.47	1	0.27397%	79.72603%	20.27397%
USD 5,683.66	1	0.27397%	80.00000%	20.00000%
USD 5,694.34	1	0.27397%	80.27397%	19.72603%
USD 5,735.73	1	0.27397%	80.54795%	19.45205%
USD 5,743.45	1	0.27397%	80.82192%	19.17808%
USD 5,764.85	1	0.27397%	81.09589%	18.90411%
USD 5,765.86	1	0.27397%	81.36986%	18.63014%
USD 5,879.95	1	0.27397%	81.64384%	18.35616%
USD 5,885.37	1	0.27397%	81.91781%	18.08219%
USD 5,937.62	1	0.27397%	82.19178%	17.80822%
USD 5,953.76	1	0.27397%	82.46575%	17.53425%
USD 5,989.80	1	0.27397%	82.73973%	17.26027%
USD 6,020.30	1	0.27397%	83.01370%	16.98630%
USD 6,111.17	1	0.27397%	83.28767%	16.71233%
USD 6,120.82	1	0.27397%	83.56164%	16.43836%
USD 6,295.68	1	0.27397%	83.83562%	16.16438%
USD 6,404.92	1	0.27397%	84.10959%	15.89041%
USD 6,475.15	1	0.27397%	84.38356%	15.61644%
USD 6,545.88	1	0.27397%	84.65753%	15.34247%
USD 6,607.45	1	0.27397%	84.93151%	15.06849%
USD 6,709.49	1	0.27397%	85.20548%	14.79452%
USD 6,978.53	1	0.27397%	85.47945%	14.52055%
USD 7,007.85	1	0.27397%	85.75342%	14.24658%
USD 7,080.14	1	0.27397%	86.02740%	13.97260%
USD 7,164.93	1	0.27397%	86.30137%	13.69863%
USD 7,201.52	1	0.27397%	86.57534%	13.42466%
USD 7,264.52	1	0.27397%	86.84932%	13.15068%
USD 7,365.18	1	0.27397%	87.12329%	12.87671%
USD 7,379.54	1	0.27397%	87.39726%	12.60274%
USD 7,424.23	1	0.27397%	87.67123%	12.32877%
USD 7,706.59	1	0.27397%	87.94521%	12.05479%
USD 7,761.98	1	0.27397%	88.21918%	11.78082%
USD 7,819.38	1	0.27397%	88.49315%	11.50685%
USD 8,040.05	1	0.27397%	88.76712%	11.23288%
USD 8,051.32	1	0.27397%	89.04110%	10.95890%
USD 8,120.11	1	0.27397%	89.31507%	10.68493%
USD 8,216.59	1	0.27397%	89.58904%	10.41096%
USD 8,219.51	1	0.27397%	89.86301%	10.13699%
USD 8,233.46	1	0.27397%	90.13699%	9.86301%
USD 8,730.57	1	0.27397%	90.41096%	9.58904%
USD 9,305.80	1	0.27397%	90.68493%	9.31507%
USD 9,642.59	1	0.27397%	90.95890%	9.04110%
USD 9,772.29	1	0.27397%	91.23288%	8.76712%
USD 9,858.82	1	0.27397%	91.50685%	8.49315%
USD 9,907.62	1	0.27397%	91.78082%	8.21918%
USD 10,772.12	1	0.27397%	92.05479%	7.94521%
USD 10,908.85	1	0.27397%	92.32877%	7.67123%
USD 11,373.09	1	0.27397%	92.60274%	7.39726%
USD 11,491.09	1	0.27397%	92.87671%	7.12329%
USD 11,716.71	1	0.27397%	93.15068%	6.84932%
USD 12,618.55	1	0.27397%	93.42466%	6.57534%
USD 13,442.23	1	0.27397%	93.69863%	6.30137%
USD 13,927.91	1	0.27397%	93.97260%	6.02740%
USD 13,969.42	1	0.27397%	94.24658%	5.75342%
USD 14,048.59	1	0.27397%	94.52055%	5.47945%
USD 14,436.77	1	0.27397%	94.79452%	5.20548%
USD 14,437.32	1	0.27397%	95.06849%	4.93151%
USD 14,438.05	1	0.27397%	95.34247%	4.65753%

USD 14,486.62	1	0.27397%	95.61644%	4.38356%
USD 15,230.39	1	0.27397%	95.89041%	4.10959%
USD 15,417.13	1	0.27397%	96.16438%	3.83562%
USD 15,653.64	1	0.27397%	96.43836%	3.56164%
USD 15,661.17	1	0.27397%	96.71233%	3.28767%
USD 15,695.79	1	0.27397%	96.98630%	3.01370%
USD 16,219.12	1	0.27397%	97.26027%	2.73973%
USD 16,316.95	1	0.27397%	97.53425%	2.46575%
USD 16,496.80	1	0.27397%	97.80822%	2.19178%
USD 16,525.63	1	0.27397%	98.08219%	1.91781%
USD 16,803.56	1	0.27397%	98.35616%	1.64384%
USD 17,284.59	1	0.27397%	98.63014%	1.36986%
USD 17,534.59	1	0.27397%	98.90411%	1.09589%
USD 17,575.08	1	0.27397%	99.17808%	0.82192%
USD 18,936.21	1	0.27397%	99.45205%	0.54795%
USD 18,987.29	1	0.27397%	99.72603%	0.27397%
USD 19,193.72	1	0.27397%	100.00000%	0.00000%
<b>Total general</b>	<b>365</b>			

**VOLATILI**  
**VOLA**















DESVIACION ESTANDART  
IDAD ULTIMO MES (ANUALIZADA) **PROMEDIO ARIMETICO**  
ATILIDAD ULTIMO MES (PERIODO)

Datos históricos petróleo crudo WTI

Maximo Precio 60.42    Minimo 42.53    Diferencia 17.89    Promedio 50.91    PETROLEO WTI

FECHA	COTIZACION	RENDIMIENTO	VOLATILIDAD DI	VOLATILIDAD AN	VARIACION
1/2/2017	USD 54.03				
1/3/2017	USD 52.33	-3.20%			↓ - 3.15
1/4/2017	USD 53.26	1.76%	3.51%	66.80%	↑ 1.78
1/5/2017	USD 53.76	0.93%	2.66%	50.61%	↔ 0.94
1/6/2017	USD 53.99	0.43%	2.19%	41.71%	↔ 0.43
1/9/2017	USD 51.96	-3.83%	2.55%	48.59%	↓ - 3.76
1/10/2017	USD 50.82	-2.22%	2.36%	44.87%	↓ - 2.19
1/11/2017	USD 52.25	2.77%	2.58%	49.25%	↑ 2.81
1/12/2017	USD 53.01	1.44%	2.49%	47.40%	↔ 1.45
1/13/2017	USD 52.37	-1.21%	2.35%	44.77%	↔ - 1.21
1/15/2017	USD 52.45	0.15%	2.22%	42.31%	↔ 0.15
1/16/2017	USD 52.52	0.13%	2.11%	40.22%	↔ 0.13
1/17/2017	USD 52.48	-0.08%	2.01%	38.36%	↔ - 0.08
1/18/2017	USD 51.08	-2.70%	2.04%	38.96%	↓ - 2.67
1/19/2017	USD 51.37	0.57%	1.98%	37.78%	↔ 0.57
1/20/2017	USD 52.42	2.02%	2.01%	38.25%	↑ 2.04
1/23/2017	USD 52.75	0.63%	1.95%	37.16%	↔ 0.63
1/24/2017	USD 53.18	0.81%	1.90%	36.25%	↔ 0.82
1/25/2017	USD 52.75	-0.81%	1.85%	35.32%	↔ - 0.81
1/26/2017	USD 53.78	1.93%	1.86%	35.49%	↑ 1.95
1/27/2017	USD 53.17	-1.14%	1.83%	34.87%	↔ - 1.13
1/30/2017	USD 52.63	-1.02%	1.80%	34.21%	↔ - 1.02
1/31/2017	USD 52.81	0.34%	1.76%	33.44%	↔ 0.34
2/1/2017	USD 53.88	2.01%	1.77%	33.73%	↑ 2.03
2/2/2017	USD 53.54	-0.63%	1.74%	33.08%	↔ - 0.63
2/3/2017	USD 53.83	0.54%	1.70%	32.46%	↔ 0.54
2/6/2017	USD 53.01	-1.54%	1.70%	32.30%	↔ - 1.52
2/7/2017	USD 52.17	-1.60%	1.69%	32.17%	↔ - 1.58
2/8/2017	USD 52.34	0.33%	1.66%	31.61%	↔ 0.33
2/9/2017	USD 53.00	1.25%	1.65%	31.41%	↔ 1.26
2/10/2017	USD 53.86	1.61%	1.65%	31.41%	↑ 1.62
2/13/2017	USD 52.93	-1.74%	1.65%	31.45%	↔ - 1.73
2/14/2017	USD 53.20	0.51%	1.63%	30.99%	↔ 0.51
2/15/2017	USD 53.11	-0.17%	1.60%	30.51%	↔ - 0.17
2/16/2017	USD 53.36	0.47%	1.58%	30.09%	↔ 0.47
2/17/2017	USD 53.40	0.07%	1.56%	29.65%	↔ 0.07
2/19/2017	USD 53.79	0.73%	1.54%	29.32%	↔ 0.73
2/20/2017	USD 53.97	0.33%	1.52%	28.93%	↔ 0.33
2/21/2017	USD 54.06	0.17%	1.50%	28.54%	↔ 0.17
2/22/2017	USD 53.59	-0.87%	1.48%	28.29%	↔ - 0.87
2/23/2017	USD 54.45	1.59%	1.49%	28.35%	↑ 1.60
2/24/2017	USD 53.99	-0.85%	1.48%	28.11%	↔ - 0.84
2/27/2017	USD 54.05	0.11%	1.46%	27.76%	↔ 0.11
2/28/2017	USD 54.01	-0.07%	1.44%	27.43%	↔ - 0.07
3/1/2017	USD 53.83	-0.33%	1.42%	27.13%	↔ - 0.33
3/2/2017	USD 52.61	-2.29%	1.45%	27.59%	↓ - 2.27
3/3/2017	USD 53.33	1.36%	1.45%	27.57%	↔ 1.37
3/6/2017	USD 53.20	-0.24%	1.43%	27.28%	↔ - 0.24
3/7/2017	USD 53.14	-0.11%	1.42%	26.99%	↔ - 0.11
3/8/2017	USD 50.28	-5.53%	1.61%	30.61%	↓ - 5.38
3/9/2017	USD 49.28	-2.01%	1.61%	30.71%	↓ - 1.99
3/10/2017	USD 48.49	-1.62%	1.61%	30.64%	↔ - 1.60
3/13/2017	USD 48.40	-0.19%	1.59%	30.34%	↔ - 0.19
3/14/2017	USD 47.72	-1.41%	1.59%	30.21%	↔ - 1.40

Pron

0.04


0.03

0.02

0.01



3/15/2017	USD 48.86	2.36%	1.61%	30.67%	↑	2.39
3/16/2017	USD 48.75	-0.23%	1.59%	30.39%	→ -	0.23
3/17/2017	USD 48.78	0.06%	1.58%	30.12%	↗	0.06
3/20/2017	USD 48.22	-1.15%	1.57%	29.95%	→ -	1.15
3/21/2017	USD 47.34	-1.84%	1.57%	29.97%	→ -	1.82
3/22/2017	USD 48.04	1.47%	1.57%	30.00%	↗	1.48
3/23/2017	USD 47.70	-0.71%	1.56%	29.77%	→ -	0.71
3/24/2017	USD 47.97	0.56%	1.55%	29.58%	↗	0.57
3/27/2017	USD 47.73	-0.50%	1.54%	29.35%	→ -	0.50
3/28/2017	USD 48.37	1.33%	1.54%	29.34%	↗	1.34
3/29/2017	USD 49.51	2.33%	1.56%	29.71%	↑	2.36
3/30/2017	USD 50.35	1.68%	1.56%	29.79%	↑	1.70
3/31/2017	USD 50.60	0.50%	1.55%	29.60%	↗	0.50
4/3/2017	USD 50.24	-0.71%	1.54%	29.41%	→ -	0.71
4/4/2017	USD 51.03	1.56%	1.55%	29.44%	↗	1.57
4/5/2017	USD 51.15	0.23%	1.53%	29.23%	↗	0.24
4/6/2017	USD 51.70	1.07%	1.53%	29.14%	↗	1.08
4/7/2017	USD 52.24	1.04%	1.52%	29.04%	↗	1.04
4/10/2017	USD 53.08	1.60%	1.53%	29.07%	↑	1.61
4/11/2017	USD 53.40	0.60%	1.52%	28.90%	↗	0.60
4/12/2017	USD 53.11	-0.54%	1.51%	28.72%	→ -	0.54
4/13/2017	USD 53.18	0.13%	1.50%	28.53%	↗	0.13
4/17/2017	USD 52.65	-1.00%	1.49%	28.42%	→ -	1.00
4/18/2017	USD 52.41	-0.46%	1.48%	28.25%	→ -	0.46
4/19/2017	USD 50.44	-3.83%	1.53%	29.23%	↓ -	3.76
4/20/2017	USD 50.27	-0.34%	1.52%	29.05%	→ -	0.34
4/21/2017	USD 49.62	-1.30%	1.52%	28.98%	→ -	1.29
4/24/2017	USD 49.23	-0.79%	1.51%	28.83%	→ -	0.79
4/25/2017	USD 49.56	0.67%	1.51%	28.70%	↗	0.67
4/26/2017	USD 49.62	0.12%	1.50%	28.53%	↗	0.12
4/27/2017	USD 48.97	-1.32%	1.49%	28.47%	→ -	1.31
4/28/2017	USD 49.33	0.73%	1.49%	28.35%	↗	0.74
5/1/2017	USD 48.84	-1.00%	1.48%	28.25%	→ -	0.99
5/2/2017	USD 47.66	-2.45%	1.49%	28.48%	↘ -	2.42
5/3/2017	USD 47.82	0.34%	1.49%	28.33%	↗	0.34
5/4/2017	USD 45.52	-4.93%	1.56%	29.79%	↓ -	4.81
5/5/2017	USD 46.22	1.53%	1.57%	29.82%	↗	1.54
5/8/2017	USD 46.43	0.45%	1.56%	29.68%	↗	0.45
5/9/2017	USD 45.88	-1.19%	1.55%	29.59%	→ -	1.18
5/10/2017	USD 47.33	3.11%	1.58%	30.13%	↑	3.16
5/11/2017	USD 47.83	1.05%	1.58%	30.06%	↗	1.06
5/12/2017	USD 47.84	0.02%	1.57%	29.90%	↗	0.02
5/15/2017	USD 48.85	2.09%	1.58%	30.06%	↑	2.11
5/16/2017	USD 48.66	-0.39%	1.57%	29.91%	→ -	0.39
5/17/2017	USD 49.07	0.84%	1.56%	29.81%	↗	0.84
5/18/2017	USD 49.35	0.57%	1.56%	29.68%	↗	0.57
5/19/2017	USD 50.33	1.97%	1.56%	29.79%	↑	1.99
5/22/2017	USD 50.73	0.79%	1.56%	29.69%	↗	0.79
5/23/2017	USD 51.47	1.45%	1.56%	29.68%	↗	1.46
5/24/2017	USD 51.36	-0.21%	1.55%	29.53%	→ -	0.21
5/25/2017	USD 48.90	-4.91%	1.61%	30.76%	↓ -	4.79
5/26/2017	USD 49.80	1.82%	1.62%	30.82%	↑	1.84
5/28/2017	USD 49.94	0.28%	1.61%	30.68%	↗	0.28
5/29/2017	USD 49.97	0.06%	1.60%	30.53%	↗	0.06
5/30/2017	USD 49.66	-0.62%	1.60%	30.41%	→ -	0.62
5/31/2017	USD 48.32	-2.74%	1.61%	30.65%	↘ -	2.70
6/1/2017	USD 48.36	0.08%	1.60%	30.51%	↗	0.08
6/2/2017	USD 47.66	-1.46%	1.60%	30.47%	→ -	1.45
6/5/2017	USD 47.40	-0.55%	1.59%	30.35%	→ -	0.55



6/6/2017	USD 48.19	1.65%	1.59%	30.38%	↑	1.67
6/7/2017	USD 45.72	-5.26%	1.66%	31.61%	↓ -	5.13
6/8/2017	USD 45.64	-0.18%	1.65%	31.47%	→ -	0.17
6/9/2017	USD 45.83	0.42%	1.65%	31.35%	↗	0.42
6/12/2017	USD 46.08	0.54%	1.64%	31.24%	↗	0.55
6/13/2017	USD 46.46	0.82%	1.64%	31.15%	↗	0.82
6/14/2017	USD 44.73	-3.79%	1.66%	31.67%	↓ -	3.72
6/15/2017	USD 44.46	-0.61%	1.66%	31.55%	→ -	0.60
6/16/2017	USD 44.74	0.63%	1.65%	31.45%	↗	0.63
6/19/2017	USD 44.20	-1.21%	1.65%	31.37%	→ -	1.21
6/20/2017	USD 43.23	-2.22%	1.65%	31.44%	↘ -	2.19
6/21/2017	USD 42.53	-1.63%	1.65%	31.41%	→ -	1.62
6/22/2017	USD 42.74	0.49%	1.64%	31.31%	↗	0.49
6/23/2017	USD 43.01	0.63%	1.64%	31.21%	↗	0.63
6/26/2017	USD 43.38	0.86%	1.63%	31.14%	↗	0.86
6/27/2017	USD 44.24	1.96%	1.64%	31.22%	↑	1.98
6/28/2017	USD 44.74	1.12%	1.64%	31.17%	↗	1.13
6/29/2017	USD 44.93	0.42%	1.63%	31.07%	↗	0.42
6/30/2017	USD 46.04	2.44%	1.64%	31.24%	↑	2.47
7/3/2017	USD 47.07	2.21%	1.65%	31.36%	↑	2.24
7/4/2017	USD 47.13	0.13%	1.64%	31.25%	↗	0.13
7/5/2017	USD 45.13	-4.34%	1.67%	31.90%	↓ -	4.24
7/6/2017	USD 45.52	0.86%	1.67%	31.82%	↗	0.86
7/7/2017	USD 44.23	-2.87%	1.68%	32.02%	↘ -	2.83
7/10/2017	USD 44.40	0.38%	1.68%	31.92%	↗	0.38
7/11/2017	USD 45.04	1.43%	1.67%	31.90%	↗	1.44
7/12/2017	USD 45.49	0.99%	1.67%	31.84%	↗	1.00
7/13/2017	USD 46.08	1.29%	1.67%	31.80%	↗	1.30
7/14/2017	USD 46.54	0.99%	1.67%	31.74%	↗	1.00
7/17/2017	USD 46.02	-1.12%	1.66%	31.67%	→ -	1.12
7/18/2017	USD 46.40	0.82%	1.66%	31.59%	↗	0.83
7/19/2017	USD 47.12	1.54%	1.66%	31.59%	↗	1.55
7/20/2017	USD 46.79	-0.70%	1.65%	31.49%	→ -	0.70
7/21/2017	USD 45.77	-2.20%	1.66%	31.56%	↘ -	2.18
7/24/2017	USD 46.34	1.24%	1.65%	31.52%	↗	1.25
7/25/2017	USD 47.89	3.29%	1.67%	31.86%	↑	3.34
7/26/2017	USD 48.75	1.78%	1.67%	31.89%	↑	1.80
7/27/2017	USD 49.04	0.59%	1.67%	31.80%	↗	0.59
7/28/2017	USD 49.71	1.36%	1.67%	31.77%	↗	1.37
7/31/2017	USD 50.17	0.92%	1.66%	31.70%	↗	0.93
8/1/2017	USD 49.16	-2.03%	1.67%	31.74%	↘ -	2.01
8/2/2017	USD 49.59	0.87%	1.66%	31.67%	↗	0.87
8/3/2017	USD 49.03	-1.14%	1.66%	31.61%	→ -	1.13
8/4/2017	USD 49.58	1.12%	1.66%	31.56%	↗	1.12
8/7/2017	USD 49.39	-0.38%	1.65%	31.46%	→ -	0.38
8/8/2017	USD 49.17	-0.45%	1.65%	31.37%	→ -	0.45
8/9/2017	USD 49.56	0.79%	1.64%	31.29%	↗	0.79
8/10/2017	USD 48.59	-1.98%	1.64%	31.33%	↘ -	1.96
8/11/2017	USD 48.82	0.47%	1.64%	31.24%	↗	0.47
8/14/2017	USD 47.59	-2.55%	1.65%	31.37%	↘ -	2.52
8/15/2017	USD 47.55	-0.08%	1.64%	31.27%	↗ -	0.08
8/16/2017	USD 46.78	-1.63%	1.64%	31.26%	→ -	1.62
8/17/2017	USD 47.09	0.66%	1.64%	31.18%	↗	0.66
8/18/2017	USD 48.51	2.97%	1.65%	31.42%	↑	3.02
8/21/2017	USD 47.37	-2.38%	1.65%	31.51%	↘ -	2.35
8/22/2017	USD 47.64	0.57%	1.65%	31.43%	↗	0.57
8/23/2017	USD 48.41	1.60%	1.65%	31.43%	↑	1.62
8/24/2017	USD 47.43	-2.05%	1.65%	31.47%	↘ -	2.02
8/25/2017	USD 47.87	0.92%	1.65%	31.41%	↗	0.93

8/28/2017	USD 46.57	-2.75%	1.66%	31.56%	👇 -	2.72
8/29/2017	USD 46.44	-0.28%	1.65%	31.47%	➡ -	0.28
8/30/2017	USD 45.96	-1.04%	1.65%	31.41%	➡ -	1.03
8/31/2017	USD 47.23	2.73%	1.66%	31.58%	👆	2.76
9/1/2017	USD 47.29	0.13%	1.65%	31.49%	↔	0.13
9/3/2017	USD 47.32	0.06%	1.65%	31.40%	↔	0.06
9/4/2017	USD 47.41	0.19%	1.64%	31.32%	↔	0.19
9/5/2017	USD 48.66	2.60%	1.65%	31.46%	👆	2.64
9/6/2017	USD 49.16	1.02%	1.65%	31.41%	↔	1.03
9/7/2017	USD 49.09	-0.14%	1.64%	31.32%	↔ -	0.14
9/8/2017	USD 47.48	-3.33%	1.66%	31.58%	👇 -	3.28
9/11/2017	USD 48.07	1.23%	1.66%	31.54%	↔	1.24
9/12/2017	USD 48.23	0.33%	1.65%	31.46%	↔	0.33
9/13/2017	USD 49.30	2.19%	1.66%	31.54%	👆	2.22
9/14/2017	USD 49.89	1.19%	1.65%	31.50%	↔	1.20
9/15/2017	USD 49.89	0.00%	1.65%	31.41%	↔	-
9/18/2017	USD 49.91	0.04%	1.64%	31.33%	↔	0.04
9/19/2017	USD 49.48	-0.87%	1.64%	31.27%	➡ -	0.86
9/20/2017	USD 50.41	1.86%	1.64%	31.29%	👆	1.88
9/21/2017	USD 50.55	0.28%	1.64%	31.22%	↔	0.28
9/22/2017	USD 50.66	0.22%	1.63%	31.14%	↔	0.22
9/25/2017	USD 52.22	3.03%	1.64%	31.34%	👆	3.08
9/26/2017	USD 51.88	-0.65%	1.64%	31.27%	➡ -	0.65
9/27/2017	USD 52.14	0.50%	1.64%	31.20%	↔	0.50
9/28/2017	USD 51.56	-1.12%	1.64%	31.15%	➡ -	1.11
9/29/2017	USD 51.67	0.21%	1.63%	31.07%	↔	0.21
10/2/2017	USD 50.58	-2.13%	1.63%	31.13%	👇 -	2.11
10/3/2017	USD 50.42	-0.32%	1.63%	31.05%	➡ -	0.32
10/4/2017	USD 49.98	-0.88%	1.63%	30.99%	➡ -	0.87
10/5/2017	USD 50.79	1.61%	1.63%	30.99%	👆	1.62
10/6/2017	USD 49.29	-3.00%	1.64%	31.17%	👇 -	2.95
10/9/2017	USD 49.58	0.59%	1.63%	31.11%	↔	0.59
10/10/2017	USD 50.92	2.67%	1.64%	31.24%	👆	2.70
10/11/2017	USD 51.30	0.74%	1.64%	31.18%	↔	0.75
10/12/2017	USD 50.60	-1.37%	1.64%	31.15%	➡ -	1.36
10/13/2017	USD 51.45	1.67%	1.64%	31.16%	👆	1.68
10/16/2017	USD 51.87	0.81%	1.63%	31.10%	↔	0.82
10/17/2017	USD 51.88	0.02%	1.63%	31.03%	↔	0.02
10/18/2017	USD 52.04	0.31%	1.62%	30.96%	↔	0.31
10/19/2017	USD 51.29	-1.45%	1.62%	30.94%	➡ -	1.44
10/20/2017	USD 51.47	0.35%	1.62%	30.87%	↔	0.35
10/23/2017	USD 51.90	0.83%	1.62%	30.82%	↔	0.84
10/24/2017	USD 52.47	1.09%	1.62%	30.78%	↔	1.10
10/25/2017	USD 52.18	-0.55%	1.61%	30.72%	➡ -	0.55
10/26/2017	USD 52.64	0.88%	1.61%	30.67%	↔	0.88
10/27/2017	USD 53.90	2.37%	1.61%	30.75%	👆	2.39
10/30/2017	USD 54.15	0.46%	1.61%	30.69%	↔	0.46
10/31/2017	USD 54.38	0.42%	1.61%	30.62%	↔	0.42
11/1/2017	USD 54.30	-0.15%	1.60%	30.55%	➡ -	0.15
11/2/2017	USD 54.54	0.44%	1.60%	30.49%	↔	0.44
11/3/2017	USD 55.64	2.00%	1.60%	30.52%	👆	2.02
11/6/2017	USD 57.35	3.03%	1.61%	30.70%	👆	3.07
11/7/2017	USD 57.20	-0.26%	1.61%	30.63%	➡ -	0.26
11/8/2017	USD 56.81	-0.68%	1.60%	30.57%	➡ -	0.68
11/9/2017	USD 57.17	0.63%	1.60%	30.52%	↔	0.63
11/10/2017	USD 56.74	-0.75%	1.60%	30.46%	➡ -	0.75
11/13/2017	USD 56.76	0.04%	1.60%	30.40%	↔	0.04
11/14/2017	USD 55.70	-1.89%	1.60%	30.43%	➡ -	1.87
11/15/2017	USD 55.33	-0.67%	1.59%	30.37%	➡ -	0.66

11/16/2017	USD 55.14	-0.34%	1.59%	30.31%	→ -	0.34
11/17/2017	USD 56.55	2.52%	1.60%	30.41%	↑	2.56
11/20/2017	USD 56.09	-0.82%	1.59%	30.36%	→ -	0.81
11/21/2017	USD 56.83	1.31%	1.59%	30.34%	↔	1.32
11/22/2017	USD 58.02	2.07%	1.59%	30.38%	↑	2.09
11/23/2017	USD 58.38	0.62%	1.59%	30.32%	↔	0.62
11/24/2017	USD 58.95	0.97%	1.59%	30.28%	↔	0.98
11/27/2017	USD 58.11	-1.44%	1.59%	30.27%	→ -	1.42
11/28/2017	USD 57.99	-0.21%	1.59%	30.21%	→ -	0.21
11/29/2017	USD 57.30	-1.20%	1.58%	30.18%	→ -	1.19
11/30/2017	USD 57.40	0.17%	1.58%	30.12%	↔	0.17
12/1/2017	USD 58.36	1.66%	1.58%	30.12%	↑	1.67
12/4/2017	USD 57.47	-1.54%	1.58%	30.12%	→ -	1.53
12/5/2017	USD 57.62	0.26%	1.58%	30.06%	↔	0.26
12/6/2017	USD 55.96	-2.92%	1.59%	30.22%	↘ -	2.88
12/7/2017	USD 56.69	1.30%	1.58%	30.19%	↔	1.30
12/8/2017	USD 57.36	1.17%	1.58%	30.16%	↔	1.18
12/11/2017	USD 57.99	1.09%	1.58%	30.13%	↔	1.10
12/12/2017	USD 57.14	-1.48%	1.58%	30.13%	→ -	1.47
12/13/2017	USD 56.60	-0.95%	1.58%	30.09%	→ -	0.95
12/14/2017	USD 57.04	0.77%	1.58%	30.04%	↔	0.78
12/15/2017	USD 57.30	0.45%	1.57%	29.99%	↔	0.46
12/18/2017	USD 57.16	-0.24%	1.57%	29.93%	→ -	0.24
12/19/2017	USD 57.46	0.52%	1.57%	29.87%	↔	0.52
12/20/2017	USD 58.09	1.09%	1.57%	29.84%	↔	1.10
12/21/2017	USD 58.36	0.46%	1.56%	29.79%	↔	0.46
12/22/2017	USD 58.47	0.19%	1.56%	29.73%	↔	0.19
12/25/2017	USD 58.59	0.21%	1.56%	29.67%	↔	0.21
12/26/2017	USD 59.97	2.33%	1.56%	29.74%	↑	2.36
12/27/2017	USD 59.64	-0.55%	1.56%	29.69%	→ -	0.55
12/28/2017	USD 59.84	0.33%	1.56%	29.64%	↔	0.34
12/29/2017	USD 60.42	0.96%	1.55%	29.60%	↔	0.97

RIESGO		
NIVEL DE CONFIANZA (0% - 99%)	95%	
VaR	44.94	nivel maximo de perdida anual
VaR - %	88%	nivel porcentual maximo de perdida anual

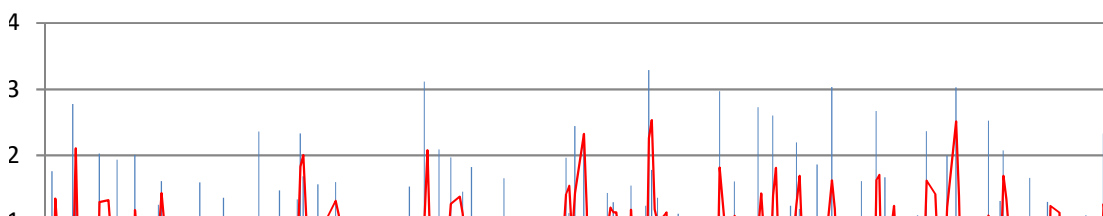
Riesgo Mensual			
MES	Media	VaR	VaR - %
Enero	USD 52.66	USD 51.11	97%
Febrero	USD 53.50	USD 52.34	98%
Marzo	USD 49.67	USD 47.70	96%
Abril	USD 51.12	USD 49.20	96%
Mayo	USD 48.66	USD 45.93	94%
Junio	USD 45.20	USD 42.75	95%
Julio	USD 46.70	USD 44.40	95%
Agosto	USD 48.06	USD 46.45	97%
Septiembre	USD 49.65	USD 47.32	95%
Octubre	USD 51.59	USD 49.60	96%
Noviembre	USD 56.74	USD 54.57	96%
Diciembre	USD 57.98	USD 56.60	98%

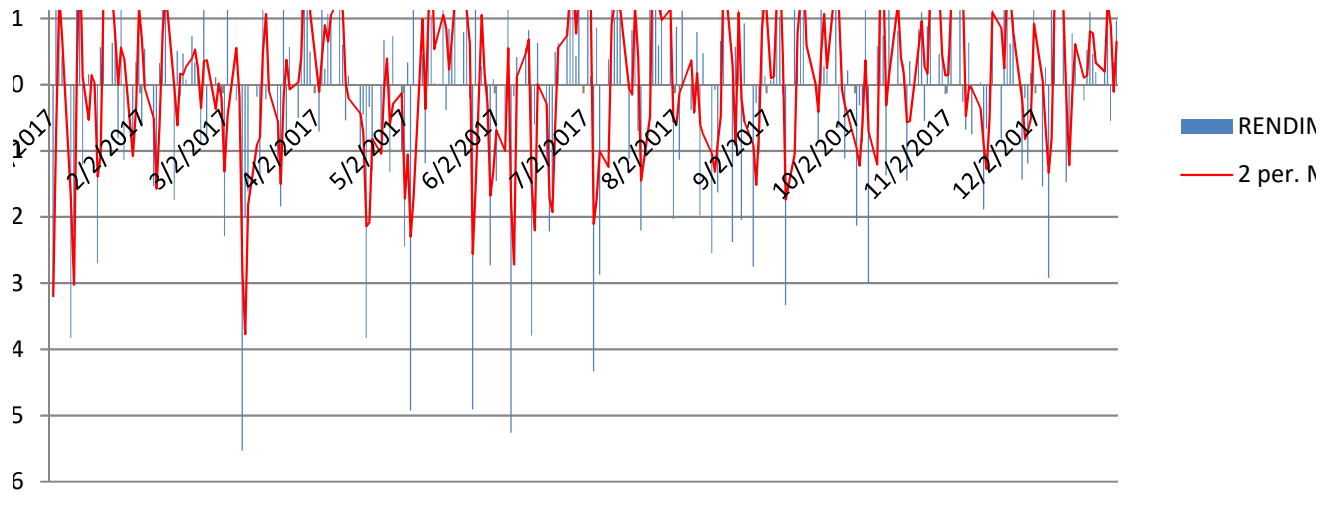
#### PETROLEO WTI

Media	50.91129278
Error típico	0.241330604
Mediana	50.44
Moda	44.74
Desviación estándar	3.913724706
Varianza de la muestra	15.31724107
Curtosis	-0.526437769
Coefficiente de asimetría	0.281967074
Rango	17.89
Mínimo	42.53
Máximo	60.42
Suma	13389.67
Cuenta	263

volatilidad acumulada anual **29.60%**  
 medio de Volatilidad en la retabilidad del Petroleo WTI diaria **1.55%**

### Rentabilidad En Petroleo WTI











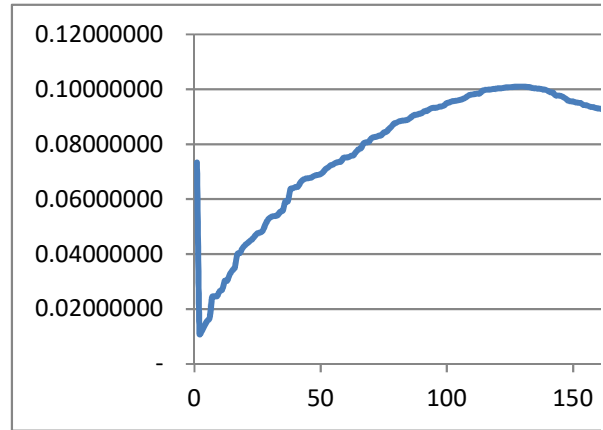


Frecuencia rango

PETROLEO WTI

54.030	0.07329814
42.530	0.01088640
42.740	0.01216206
43.010	0.01396613
43.230	0.01557832
43.380	0.01675315
44.200	0.02430197
44.230	0.02461483
44.240	0.02471969
44.400	0.02643646
44.460	0.02709909
44.730	0.03020620
44.740	0.03032516
44.930	0.03263677
45.040	0.03401878
45.130	0.03517263
45.490	0.03998477
45.520	0.04039918
45.640	0.04207595
45.720	0.04321012
45.770	0.04392530
45.830	0.04478968
45.880	0.04551495
45.960	0.04668433
46.020	0.04756824
46.040	0.04786412
46.080	0.04845769
46.220	0.05055292
46.340	0.05236840
46.400	0.05328200
46.430	0.05374010
46.440	0.05389299
46.460	0.05419903
46.540	0.05542643
46.570	0.05588793
46.780	0.05913223
46.790	0.05928716
47.070	0.06362797
47.090	0.06393763
47.120	0.06440185
47.130	0.06455651
47.230	0.06610037
47.290	0.06702373
47.320	0.06748440
47.330	0.06763779
47.340	0.06779109
47.370	0.06825047
47.400	0.06870900
47.410	0.06886164
47.430	0.06916662
47.480	0.06992713
47.550	0.07098681
47.590	0.07158944

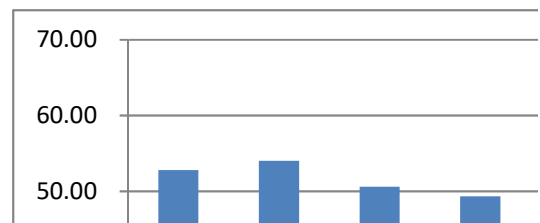
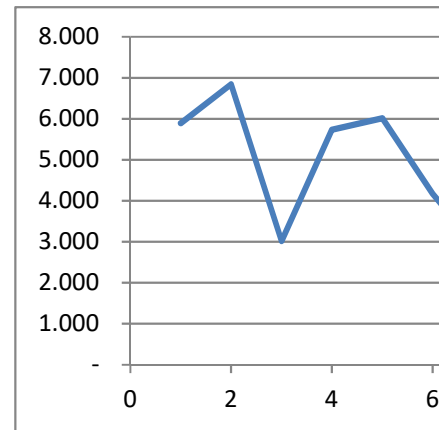
promedio 50.87  
 desviación estándar 3.949856835



**La rentabilidad de la inversión en Petroleo WTI dura:**  
 11.8268% Variación porcentual  
 0.936% Rentabilidad

**Rentabilidad Mensual de la inversión**

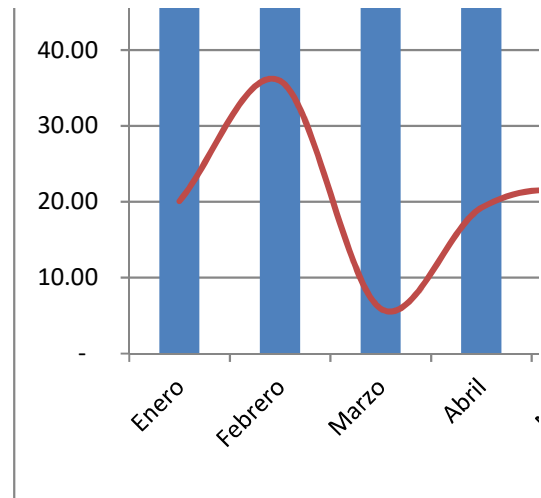
	Enero	Febrero	Marzo
	-2.2580%	2.2723%	-6.3136%
	5.891	6.842	3.02
	-2.258%	2.272%	-6.314%
1/2/2017	1/31/2017	2/28/2017	3/31/2017
	52.81	54.01	50.60



MIENTO

Mov. Avg. (RENDIMIENTO)

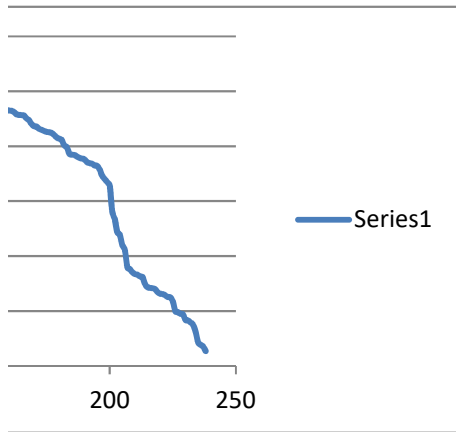
47.640	0.07233949
47.660	0.07263845
47.700	0.07323444
47.720	0.07353144
47.730	0.07367968
47.820	0.07500575
47.830	0.07515215
47.840	0.07529835
47.870	0.07573575
47.890	0.07602632
47.970	0.07718002
48.040	0.07817754
48.070	0.07860143
48.190	0.08027378
48.220	0.08068576
48.230	0.08082252
48.320	0.08204017
48.360	0.08257345
48.370	0.08270599
48.400	0.08310169
48.410	0.08323294
48.490	0.08427099
48.510	0.08452710
48.590	0.08553742
48.660	0.08640227
48.750	0.08748670
48.780	0.08784105
48.820	0.08830784
48.840	0.08853876
48.850	0.08865359
48.860	0.08876800
48.900	0.08922141
48.970	0.08999824
49.030	0.09064682
49.040	0.09075333
49.070	0.09107012
49.090	0.09127900
49.160	0.09199529
49.170	0.09209571
49.230	0.09268808
49.280	0.09316821
49.290	0.09326274
49.300	0.09335677
49.330	0.09363582
49.350	0.09381931
49.390	0.09418013
49.480	0.09496143
49.510	0.09521232
49.560	0.09561968
49.580	0.09577882
49.590	0.09585756
49.620	0.09609049
49.660	0.09639329
49.710	0.09675918
49.800	0.09738194
49.890	0.09795785
49.910	0.09807937
49.940	0.09825722
49.970	0.09842971



49.980	0.09848601
50.170	0.09944071
50.240	0.09973658
50.270	0.09985405
50.280	0.09989195
50.330	0.10007208
50.350	0.10013973
50.410	0.10032751
50.420	0.10035659
50.440	0.10041284
50.550	0.10067666
50.580	0.10073517
50.600	0.10077096
50.660	0.10086291
50.730	0.10094084
50.790	0.10098245
50.820	0.10099451
50.920	0.10099266
51.030	0.10091589
51.080	0.10085515
51.150	0.10074306
51.290	0.10042457
51.300	0.10039703
51.360	0.10021848
51.370	0.10018650
51.450	0.09990801
51.470	0.09983210
51.560	0.09945970
51.670	0.09893664
51.700	0.09878117
51.870	0.09779814
51.880	0.09773498
51.900	0.09760691
51.960	0.09720875
52.040	0.09664570
52.140	0.09589114
52.170	0.09565397
52.180	0.09557381
52.220	0.09524777
52.240	0.09508151
52.250	0.09499757
52.330	0.09430698
52.340	0.09421830
52.370	0.09394912
52.410	0.09358302
52.420	0.09349022
52.450	0.09320879
52.470	0.09301865
52.480	0.09292284
52.520	0.09253464
52.610	0.09163273
52.630	0.09142706
52.640	0.09132352
52.650	0.09121951
52.750	0.09015413
52.810	0.08949334
52.930	0.08812524
53.000	0.08729964
53.010	0.08718010

53.080	0.08633236
53.110	0.08596331
53.140	0.08559089
53.170	0.08521518
53.180	0.08508921
53.200	0.08483621
53.260	0.08406879
53.330	0.08315798
53.360	0.08276270
53.400	0.08223120
53.540	0.08033279
53.590	0.07964121
53.760	0.07724142
53.780	0.07695452
53.790	0.07681073
53.830	0.07623336
53.860	0.07579809
53.880	0.07550686
53.900	0.07521483
53.970	0.07418661
53.990	0.07389116
54.010	0.07359499
54.050	0.07300061
54.060	0.07285160
54.150	0.07150349
54.300	0.06923192
54.380	0.06800995
54.450	0.06693591
54.540	0.06554962
55.140	0.05626196
55.330	0.05334739
55.640	0.04867025
55.700	0.04777952
55.960	0.04398682
56.090	0.04213639
56.550	0.03587843
56.600	0.03522808
56.690	0.03407325
56.740	0.03344062
56.760	0.03318937
56.810	0.03256584
56.830	0.03231827
57.040	0.02978358
57.140	0.02861899
57.160	0.02838942
57.170	0.02827505
57.200	0.02793362
57.300	0.02681386
57.350	0.02626461
57.360	0.02615561
57.400	0.02572249
57.460	0.02508139
57.470	0.02497554
57.620	0.02342239
57.990	0.01986889
58.020	0.01959805
58.090	0.01897608
58.110	0.01880095
58.360	0.01670726

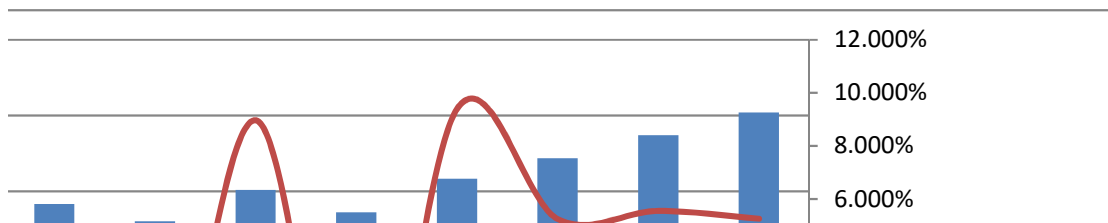
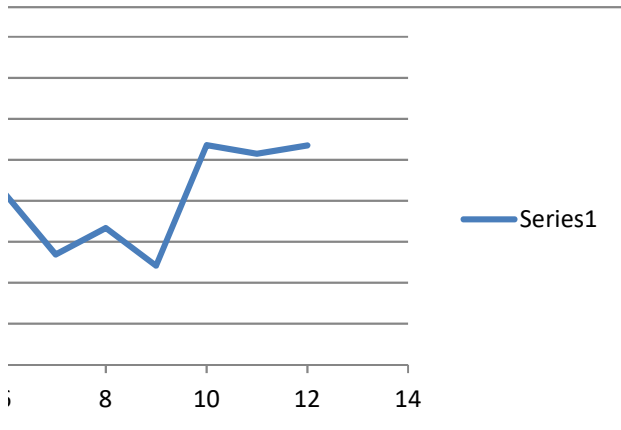
58.380	0.01654733
58.470	0.01584138
58.590	0.01493468
58.950	0.01244512
59.640	0.00857277
59.840	0.00765107
59.970	0.00709604
60.420	0.00542212

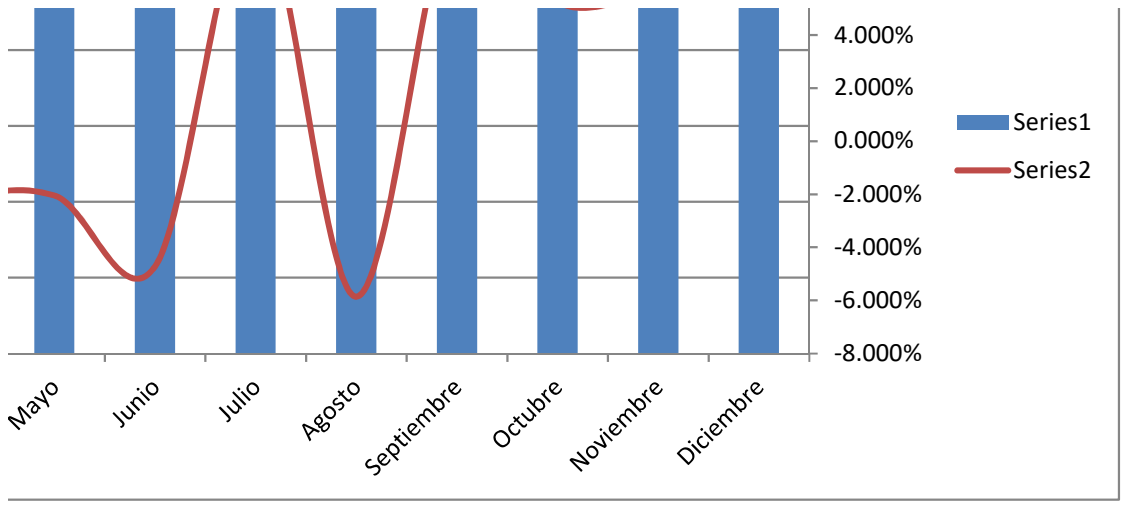


nte el 2017 fue del:

promedio 0.0108297  
 desviacion estándar 0.057050399

Abril	Mayo	Junio	Julio	Agosto	Septiembre	Octubre
-2.5099%	-2.0474%	-4.7185%	8.9705%	-5.8601%	9.4008%	5.2448%
5.73	6.02	4.17	2.69	3.33	2.42	5.36
-2.510%	-2.047%	-4.719%	8.970%	-5.860%	9.401%	5.245%
4/28/2017	5/31/2017	6/30/2017	7/31/2017	8/31/2017	9/29/2017	10/31/2017
49.33	48.32	46.04	50.17	47.23	51.67	54.38













<b>Noviembre</b>	<b>Diciembre</b>
<b>5.5535%</b>	<b>5.2613%</b>
<b>5.14</b>	<b>5.35</b>
<b>5.554%</b>	<b>5.261%</b>
11/30/2017	12/29/2017
<b>57.40</b>	<b>60.42</b>











VARIABLES DE ENTRADA PARA EL PETROLEO WTI EN EL 2017

Etiquetas de fila	Cuenta de PETROLEO WTI	PROBABILIDAD	PROBABILIDAD ACUMULADA
USD 42.53	1	0.3802%	0.38023%
USD 42.74	1	0.3802%	0.76046%
USD 43.01	1	0.3802%	1.14068%
USD 43.23	1	0.3802%	1.52091%
USD 43.38	1	0.3802%	1.90114%
USD 44.20	1	0.3802%	2.28137%
USD 44.23	1	0.3802%	2.66160%
USD 44.24	1	0.3802%	3.04183%
USD 44.40	1	0.3802%	3.42205%
USD 44.46	1	0.3802%	3.80228%
USD 44.73	1	0.3802%	4.18251%
USD 44.74	2	0.7605%	4.94297%
USD 44.93	1	0.3802%	5.32319%
USD 45.04	1	0.3802%	5.70342%
USD 45.13	1	0.3802%	6.08365%
USD 45.49	1	0.3802%	6.46388%
USD 45.52	2	0.7605%	7.22433%
USD 45.64	1	0.3802%	7.60456%
USD 45.72	1	0.3802%	7.98479%
USD 45.77	1	0.3802%	8.36502%
USD 45.83	1	0.3802%	8.74525%
USD 45.88	1	0.3802%	9.12548%
USD 45.96	1	0.3802%	9.50570%
USD 46.02	1	0.3802%	9.88593%
USD 46.04	1	0.3802%	10.26616%
USD 46.08	2	0.7605%	11.02662%
USD 46.22	1	0.3802%	11.40684%
USD 46.34	1	0.3802%	11.78707%
USD 46.40	1	0.3802%	12.16730%
USD 46.43	1	0.3802%	12.54753%
USD 46.44	1	0.3802%	12.92776%
USD 46.46	1	0.3802%	13.30798%
USD 46.54	1	0.3802%	13.68821%
USD 46.57	1	0.3802%	14.06844%
USD 46.78	1	0.3802%	14.44867%
USD 46.79	1	0.3802%	14.82890%
USD 47.07	1	0.3802%	15.20913%
USD 47.09	1	0.3802%	15.58935%
USD 47.12	1	0.3802%	15.96958%
USD 47.13	1	0.3802%	16.34981%
USD 47.23	1	0.3802%	16.73004%
USD 47.29	1	0.3802%	17.11027%
USD 47.32	1	0.3802%	17.49049%
USD 47.33	1	0.3802%	17.87072%
USD 47.34	1	0.3802%	18.25095%
USD 47.37	1	0.3802%	18.63118%
USD 47.40	1	0.3802%	19.01141%
USD 47.41	1	0.3802%	19.39163%
USD 47.43	1	0.3802%	19.77186%
USD 47.48	1	0.3802%	20.15209%
USD 47.55	1	0.3802%	20.53232%
USD 47.59	1	0.3802%	20.91255%
USD 47.64	1	0.3802%	21.29278%

USD 47.66	2	0.7605%	22.05323%
USD 47.70	1	0.3802%	22.43346%
USD 47.72	1	0.3802%	22.81369%
USD 47.73	1	0.3802%	23.19392%
USD 47.82	1	0.3802%	23.57414%
USD 47.83	1	0.3802%	23.95437%
USD 47.84	1	0.3802%	24.33460%
USD 47.87	1	0.3802%	24.71483%
USD 47.89	1	0.3802%	25.09506%
USD 47.97	1	0.3802%	25.47529%
USD 48.04	1	0.3802%	25.85551%
USD 48.07	1	0.3802%	26.23574%
USD 48.19	1	0.3802%	26.61597%
USD 48.22	1	0.3802%	26.99620%
USD 48.23	1	0.3802%	27.37643%
USD 48.32	1	0.3802%	27.75665%
USD 48.36	1	0.3802%	28.13688%
USD 48.37	1	0.3802%	28.51711%
USD 48.40	1	0.3802%	28.89734%
USD 48.41	1	0.3802%	29.27757%
USD 48.49	1	0.3802%	29.65779%
USD 48.51	1	0.3802%	30.03802%
USD 48.59	1	0.3802%	30.41825%
USD 48.66	2	0.7605%	31.17871%
USD 48.75	2	0.7605%	31.93916%
USD 48.78	1	0.3802%	32.31939%
USD 48.82	1	0.3802%	32.69962%
USD 48.84	1	0.3802%	33.07985%
USD 48.85	1	0.3802%	33.46008%
USD 48.86	1	0.3802%	33.84030%
USD 48.90	1	0.3802%	34.22053%
USD 48.97	1	0.3802%	34.60076%
USD 49.03	1	0.3802%	34.98099%
USD 49.04	1	0.3802%	35.36122%
USD 49.07	1	0.3802%	35.74144%
USD 49.09	1	0.3802%	36.12167%
USD 49.16	2	0.7605%	36.88213%
USD 49.17	1	0.3802%	37.26236%
USD 49.23	1	0.3802%	37.64259%
USD 49.28	1	0.3802%	38.02281%
USD 49.29	1	0.3802%	38.40304%
USD 49.30	1	0.3802%	38.78327%
USD 49.33	1	0.3802%	39.16350%
USD 49.35	1	0.3802%	39.54373%
USD 49.39	1	0.3802%	39.92395%
USD 49.48	1	0.3802%	40.30418%
USD 49.51	1	0.3802%	40.68441%
USD 49.56	2	0.7605%	41.44487%
USD 49.58	2	0.7605%	42.20532%
USD 49.59	1	0.3802%	42.58555%
USD 49.62	2	0.7605%	43.34601%
USD 49.66	1	0.3802%	43.72624%
USD 49.71	1	0.3802%	44.10646%
USD 49.80	1	0.3802%	44.48669%
USD 49.89	2	0.7605%	45.24715%
USD 49.91	1	0.3802%	45.62738%
USD 49.94	1	0.3802%	46.00760%
USD 49.97	1	0.3802%	46.38783%
USD 49.98	1	0.3802%	46.76806%

USD 50.17	1	0.3802%	47.14829%
USD 50.24	1	0.3802%	47.52852%
USD 50.27	1	0.3802%	47.90875%
USD 50.28	1	0.3802%	48.28897%
USD 50.33	1	0.3802%	48.66920%
USD 50.35	1	0.3802%	49.04943%
USD 50.41	1	0.3802%	49.42966%
USD 50.42	1	0.3802%	49.80989%
USD 50.44	1	0.3802%	50.19011%
USD 50.55	1	0.3802%	50.57034%
USD 50.58	1	0.3802%	50.95057%
USD 50.60	2	0.7605%	51.71103%
USD 50.66	1	0.3802%	52.09125%
USD 50.73	1	0.3802%	52.47148%
USD 50.79	1	0.3802%	52.85171%
USD 50.82	1	0.3802%	53.23194%
USD 50.92	1	0.3802%	53.61217%
USD 51.03	1	0.3802%	53.99240%
USD 51.08	1	0.3802%	54.37262%
USD 51.15	1	0.3802%	54.75285%
USD 51.29	1	0.3802%	55.13308%
USD 51.30	1	0.3802%	55.51331%
USD 51.36	1	0.3802%	55.89354%
USD 51.37	1	0.3802%	56.27376%
USD 51.45	1	0.3802%	56.65399%
USD 51.47	2	0.7605%	57.41445%
USD 51.56	1	0.3802%	57.79468%
USD 51.67	1	0.3802%	58.17490%
USD 51.70	1	0.3802%	58.55513%
USD 51.87	1	0.3802%	58.93536%
USD 51.88	2	0.7605%	59.69582%
USD 51.90	1	0.3802%	60.07605%
USD 51.96	1	0.3802%	60.45627%
USD 52.04	1	0.3802%	60.83650%
USD 52.14	1	0.3802%	61.21673%
USD 52.17	1	0.3802%	61.59696%
USD 52.18	1	0.3802%	61.97719%
USD 52.22	1	0.3802%	62.35741%
USD 52.24	1	0.3802%	62.73764%
USD 52.25	1	0.3802%	63.11787%
USD 52.33	1	0.3802%	63.49810%
USD 52.34	1	0.3802%	63.87833%
USD 52.37	1	0.3802%	64.25856%
USD 52.41	1	0.3802%	64.63878%
USD 52.42	1	0.3802%	65.01901%
USD 52.45	1	0.3802%	65.39924%
USD 52.47	1	0.3802%	65.77947%
USD 52.48	1	0.3802%	66.15970%
USD 52.52	1	0.3802%	66.53992%
USD 52.61	1	0.3802%	66.92015%
USD 52.63	1	0.3802%	67.30038%
USD 52.64	1	0.3802%	67.68061%
USD 52.65	1	0.3802%	68.06084%
USD 52.75	2	0.7605%	68.82129%
USD 52.81	1	0.3802%	69.20152%
USD 52.93	1	0.3802%	69.58175%
USD 53.00	1	0.3802%	69.96198%
USD 53.01	2	0.7605%	70.72243%
USD 53.08	1	0.3802%	71.10266%

USD 53.11	2	0.7605%	71.86312%
USD 53.14	1	0.3802%	72.24335%
USD 53.17	1	0.3802%	72.62357%
USD 53.18	2	0.7605%	73.38403%
USD 53.20	2	0.7605%	74.14449%
USD 53.26	1	0.3802%	74.52471%
USD 53.33	1	0.3802%	74.90494%
USD 53.36	1	0.3802%	75.28517%
USD 53.40	2	0.7605%	76.04563%
USD 53.54	1	0.3802%	76.42586%
USD 53.59	1	0.3802%	76.80608%
USD 53.76	1	0.3802%	77.18631%
USD 53.78	1	0.3802%	77.56654%
USD 53.79	1	0.3802%	77.94677%
USD 53.83	2	0.7605%	78.70722%
USD 53.86	1	0.3802%	79.08745%
USD 53.88	1	0.3802%	79.46768%
USD 53.90	1	0.3802%	79.84791%
USD 53.97	1	0.3802%	80.22814%
USD 53.99	2	0.7605%	80.98859%
USD 54.01	1	0.3802%	81.36882%
USD 54.03	1	0.3802%	81.74905%
USD 54.05	1	0.3802%	82.12928%
USD 54.06	1	0.3802%	82.50951%
USD 54.15	1	0.3802%	82.88973%
USD 54.30	1	0.3802%	83.26996%
USD 54.38	1	0.3802%	83.65019%
USD 54.45	1	0.3802%	84.03042%
USD 54.54	1	0.3802%	84.41065%
USD 55.14	1	0.3802%	84.79087%
USD 55.33	1	0.3802%	85.17110%
USD 55.64	1	0.3802%	85.55133%
USD 55.70	1	0.3802%	85.93156%
USD 55.96	1	0.3802%	86.31179%
USD 56.09	1	0.3802%	86.69202%
USD 56.55	1	0.3802%	87.07224%
USD 56.60	1	0.3802%	87.45247%
USD 56.69	1	0.3802%	87.83270%
USD 56.74	1	0.3802%	88.21293%
USD 56.76	1	0.3802%	88.59316%
USD 56.81	1	0.3802%	88.97338%
USD 56.83	1	0.3802%	89.35361%
USD 57.04	1	0.3802%	89.73384%
USD 57.14	1	0.3802%	90.11407%
USD 57.16	1	0.3802%	90.49430%
USD 57.17	1	0.3802%	90.87452%
USD 57.20	1	0.3802%	91.25475%
USD 57.30	2	0.7605%	92.01521%
USD 57.35	1	0.3802%	92.39544%
USD 57.36	1	0.3802%	92.77567%
USD 57.40	1	0.3802%	93.15589%
USD 57.46	1	0.3802%	93.53612%
USD 57.47	1	0.3802%	93.91635%
USD 57.62	1	0.3802%	94.29658%
USD 57.99	2	0.7605%	95.05703%
USD 58.02	1	0.3802%	95.43726%
USD 58.09	1	0.3802%	95.81749%
USD 58.11	1	0.3802%	96.19772%
USD 58.36	2	0.7605%	96.95817%

USD 58.38	1	0.3802%	97.33840%
USD 58.47	1	0.3802%	97.71863%
USD 58.59	1	0.3802%	98.09886%
USD 58.95	1	0.3802%	98.47909%
USD 59.64	1	0.3802%	98.85932%
USD 59.84	1	0.3802%	99.23954%
USD 59.97	1	0.3802%	99.61977%
USD 60.42	1	0.3802%	100.00000%
<b>Total general</b>	<b>263</b>		

**COMPLEMENTO**

99.61977%  
99.23954%  
98.85932%  
98.47909%  
98.09886%  
97.71863%  
97.33840%  
96.95817%  
96.57795%  
96.19772%  
95.81749%  
95.05703%  
94.67681%  
94.29658%  
93.91635%  
93.53612%  
92.77567%  
92.39544%  
92.01521%  
91.63498%  
91.25475%  
90.87452%  
90.49430%  
90.11407%  
89.73384%  
88.97338%  
88.59316%  
88.21293%  
87.83270%  
87.45247%  
87.07224%  
86.69202%  
86.31179%  
85.93156%  
85.55133%  
85.17110%  
84.79087%  
84.41065%  
84.03042%  
83.65019%  
83.26996%  
82.88973%  
82.50951%  
82.12928%  
81.74905%  
81.36882%  
80.98859%  
80.60837%  
80.22814%  
79.84791%  
79.46768%  
79.08745%  
78.70722%

**PETROLEO WTI**

USD 42.53  
USD 42.74  
USD 43.01  
USD 43.23  
USD 43.38  
USD 44.20  
USD 44.23  
USD 44.24  
USD 44.40  
USD 44.46  
USD 44.73  
USD 44.74  
USD 44.74  
USD 44.93  
USD 45.04  
USD 45.13  
USD 45.49  
USD 45.52  
USD 45.52  
USD 45.64  
USD 45.72  
USD 45.77  
USD 45.83  
USD 45.88  
USD 45.96  
USD 46.02  
USD 46.04  
USD 46.08  
USD 46.08  
USD 46.22  
USD 46.34  
USD 46.40  
USD 46.43  
USD 46.44  
USD 46.46  
USD 46.54  
USD 46.57  
USD 46.78  
USD 46.79  
USD 47.07  
USD 47.09  
USD 47.12  
USD 47.13  
USD 47.23  
USD 47.29  
USD 47.32  
USD 47.33  
USD 47.34  
USD 47.37  
USD 47.40  
USD 47.41  
USD 47.43  
USD 47.48

77.94677%	USD 47.55
77.56654%	USD 47.59
77.18631%	USD 47.64
76.80608%	USD 47.66
76.42586%	USD 47.66
76.04563%	USD 47.70
75.66540%	USD 47.72
75.28517%	USD 47.73
74.90494%	USD 47.82
74.52471%	USD 47.83
74.14449%	USD 47.84
73.76426%	USD 47.87
73.38403%	USD 47.89
73.00380%	USD 47.97
72.62357%	USD 48.04
72.24335%	USD 48.07
71.86312%	USD 48.19
71.48289%	USD 48.22
71.10266%	USD 48.23
70.72243%	USD 48.32
70.34221%	USD 48.36
69.96198%	USD 48.37
69.58175%	USD 48.40
68.82129%	USD 48.41
68.06084%	USD 48.49
67.68061%	USD 48.51
67.30038%	USD 48.59
66.92015%	USD 48.66
66.53992%	USD 48.66
66.15970%	USD 48.75
65.77947%	USD 48.75
65.39924%	USD 48.78
65.01901%	USD 48.82
64.63878%	USD 48.84
64.25856%	USD 48.85
63.87833%	USD 48.86
63.11787%	USD 48.90
62.73764%	USD 48.97
62.35741%	USD 49.03
61.97719%	USD 49.04
61.59696%	USD 49.07
61.21673%	USD 49.09
60.83650%	USD 49.16
60.45627%	USD 49.16
60.07605%	USD 49.17
59.69582%	USD 49.23
59.31559%	USD 49.28
58.55513%	USD 49.29
57.79468%	USD 49.30
57.41445%	USD 49.33
56.65399%	USD 49.35
56.27376%	USD 49.39
55.89354%	USD 49.48
55.51331%	USD 49.51
54.75285%	USD 49.56
54.37262%	USD 49.56
53.99240%	USD 49.58
53.61217%	USD 49.58
53.23194%	USD 49.59

52.85171%	USD 49.62
52.47148%	USD 49.62
52.09125%	USD 49.66
51.71103%	USD 49.71
51.33080%	USD 49.80
50.95057%	USD 49.89
50.57034%	USD 49.89
50.19011%	USD 49.91
49.80989%	USD 49.94
49.42966%	USD 49.97
49.04943%	USD 49.98
48.28897%	USD 50.17
47.90875%	USD 50.24
47.52852%	USD 50.27
47.14829%	USD 50.28
46.76806%	USD 50.33
46.38783%	USD 50.35
46.00760%	USD 50.41
45.62738%	USD 50.42
45.24715%	USD 50.44
44.86692%	USD 50.55
44.48669%	USD 50.58
44.10646%	USD 50.60
43.72624%	USD 50.60
43.34601%	USD 50.66
42.58555%	USD 50.73
42.20532%	USD 50.79
41.82510%	USD 50.82
41.44487%	USD 50.92
41.06464%	USD 51.03
40.30418%	USD 51.08
39.92395%	USD 51.15
39.54373%	USD 51.29
39.16350%	USD 51.30
38.78327%	USD 51.36
38.40304%	USD 51.37
38.02281%	USD 51.45
37.64259%	USD 51.47
37.26236%	USD 51.47
36.88213%	USD 51.56
36.50190%	USD 51.67
36.12167%	USD 51.70
35.74144%	USD 51.87
35.36122%	USD 51.88
34.98099%	USD 51.88
34.60076%	USD 51.90
34.22053%	USD 51.96
33.84030%	USD 52.04
33.46008%	USD 52.14
33.07985%	USD 52.17
32.69962%	USD 52.18
32.31939%	USD 52.22
31.93916%	USD 52.24
31.17871%	USD 52.25
30.79848%	USD 52.33
30.41825%	USD 52.34
30.03802%	USD 52.37
29.27757%	USD 52.41
28.89734%	USD 52.42



28.13688%	USD 52.45
27.75665%	USD 52.47
27.37643%	USD 52.48
26.61597%	USD 52.52
25.85551%	USD 52.61
25.47529%	USD 52.63
25.09506%	USD 52.64
24.71483%	USD 52.65
23.95437%	USD 52.75
23.57414%	USD 52.75
23.19392%	USD 52.81
22.81369%	USD 52.93
22.43346%	USD 53.00
22.05323%	USD 53.01
21.29278%	USD 53.01
20.91255%	USD 53.08
20.53232%	USD 53.11
20.15209%	USD 53.11
19.77186%	USD 53.14
19.01141%	USD 53.17
18.63118%	USD 53.18
18.25095%	USD 53.18
17.87072%	USD 53.20
17.49049%	USD 53.20
17.11027%	USD 53.26
16.73004%	USD 53.33
16.34981%	USD 53.36
15.96958%	USD 53.40
15.58935%	USD 53.40
15.20913%	USD 53.54
14.82890%	USD 53.59
14.44867%	USD 53.76
14.06844%	USD 53.78
13.68821%	USD 53.79
13.30798%	USD 53.83
12.92776%	USD 53.83
12.54753%	USD 53.86
12.16730%	USD 53.88
11.78707%	USD 53.90
11.40684%	USD 53.97
11.02662%	USD 53.99
10.64639%	USD 53.99
10.26616%	USD 54.01
9.88593%	USD 54.03
9.50570%	USD 54.05
9.12548%	USD 54.06
8.74525%	USD 54.15
7.98479%	USD 54.30
7.60456%	USD 54.38
7.22433%	USD 54.45
6.84411%	USD 54.54
6.46388%	USD 55.14
6.08365%	USD 55.33
5.70342%	USD 55.64
4.94297%	USD 55.70
4.56274%	USD 55.96
4.18251%	USD 56.09
3.80228%	USD 56.55
3.04183%	USD 56.60

2.66160%	USD 56.69
2.28137%	USD 56.74
1.90114%	USD 56.76
1.52091%	USD 56.81
1.14068%	USD 56.83
0.76046%	USD 57.04
0.38023%	USD 57.14
0.00000%	USD 57.16
	USD 57.17
	USD 57.20
	USD 57.30
	USD 57.30
	USD 57.35
	USD 57.36
	USD 57.40
	USD 57.46
	USD 57.47
	USD 57.62
	USD 57.99
	USD 57.99
	USD 58.02
	USD 58.09
	USD 58.11
	USD 58.36
	USD 58.36
	USD 58.38
	USD 58.47
	USD 58.59
	USD 58.95
	USD 59.64
	USD 59.84
	USD 59.97
	USD 60.42

Datos históricos petróleo Brent

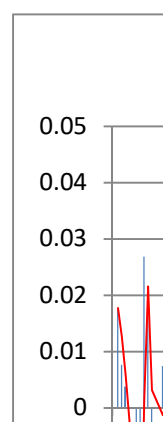
Maximo Precio 67.02    Mínimo 44.82    Diferencia 22.20    Promedio 54.74    petróleo Brent

FECHA	COTIZACION	RENDIMIENTO	VOLATILIDAD D	VOLATILIDAD A	VARIACION
1/3/2017	USD 55.47				
1/4/2017	USD 56.46	1.77%			↗ 1.78
1/5/2017	USD 56.89	0.76%	0.71%	11.45%	↗ 0.76
1/6/2017	USD 57.10	0.37%	0.72%	11.59%	↗ 0.37
1/9/2017	USD 54.94	-3.86%	2.48%	39.79%	↘ - 3.78
1/10/2017	USD 53.64	-2.39%	2.36%	37.76%	↘ - 2.37
1/11/2017	USD 55.10	2.69%	2.51%	40.29%	↗ 2.72
1/12/2017	USD 56.01	1.64%	2.39%	38.28%	↗ 1.65
1/13/2017	USD 55.45	-1.00%	2.25%	36.03%	↘ - 1.00
1/16/2017	USD 55.86	0.74%	2.12%	33.93%	↗ 0.74
1/17/2017	USD 55.47	-0.70%	2.01%	32.23%	↘ - 0.70
1/18/2017	USD 53.92	-2.83%	2.09%	33.51%	↘ - 2.79
1/19/2017	USD 54.16	0.44%	2.00%	32.11%	↗ 0.45
1/20/2017	USD 55.49	2.43%	2.05%	32.89%	↗ 2.46
1/23/2017	USD 55.23	-0.47%	1.97%	31.66%	↘ - 0.47
1/24/2017	USD 55.44	0.38%	1.91%	30.56%	↗ 0.38
1/25/2017	USD 55.08	-0.65%	1.85%	29.63%	↘ - 0.65
1/26/2017	USD 56.24	2.08%	1.86%	29.86%	↗ 2.11
1/27/2017	USD 55.52	-1.29%	1.84%	29.43%	↘ - 1.28
1/30/2017	USD 55.23	-0.52%	1.79%	28.67%	↘ - 0.52
1/31/2017	USD 55.70	0.85%	1.75%	28.08%	↗ 0.85
2/1/2017	USD 56.80	1.96%	1.76%	28.19%	↗ 1.97
2/2/2017	USD 56.56	-0.42%	1.72%	27.57%	↘ - 0.42
2/3/2017	USD 56.81	0.44%	1.68%	26.96%	↗ 0.44
2/6/2017	USD 55.72	-1.94%	1.70%	27.20%	↘ - 1.92
2/7/2017	USD 55.05	-1.21%	1.68%	26.92%	↘ - 1.20
2/8/2017	USD 55.12	0.13%	1.65%	26.38%	↗ 0.13
2/9/2017	USD 55.63	0.92%	1.62%	26.03%	↗ 0.93
2/10/2017	USD 56.70	1.91%	1.63%	26.18%	↗ 1.92
2/13/2017	USD 55.59	-1.98%	1.65%	26.43%	↘ - 1.96
2/14/2017	USD 55.97	0.68%	1.62%	26.04%	↗ 0.68
2/15/2017	USD 55.75	-0.39%	1.60%	25.64%	↘ - 0.39
2/16/2017	USD 55.65	-0.18%	1.57%	25.22%	↘ - 0.18
2/17/2017	USD 55.81	0.29%	1.55%	24.84%	↗ 0.29
2/20/2017	USD 56.18	0.66%	1.53%	24.52%	↗ 0.66
2/21/2017	USD 56.66	0.85%	1.51%	24.26%	↗ 0.85
2/22/2017	USD 55.84	-1.46%	1.51%	24.25%	↘ - 1.45
2/23/2017	USD 56.58	1.32%	1.51%	24.16%	↗ 1.33
2/24/2017	USD 55.99	-1.05%	1.50%	24.00%	↘ - 1.04
2/27/2017	USD 55.93	-0.11%	1.48%	23.69%	↘ - 0.11
2/28/2017	USD 55.59	-0.61%	1.46%	23.43%	↘ - 0.61
3/1/2017	USD 56.36	1.38%	1.46%	23.39%	↗ 1.39
3/2/2017	USD 55.08	-2.30%	1.49%	23.82%	↘ - 2.27
3/3/2017	USD 55.90	1.48%	1.49%	23.81%	↗ 1.49
3/6/2017	USD 56.01	0.20%	1.47%	23.54%	↗ 0.20
3/7/2017	USD 55.92	-0.16%	1.45%	23.27%	↘ - 0.16
3/8/2017	USD 53.11	-5.16%	1.63%	26.06%	↘ - 5.03
3/9/2017	USD 52.19	-1.75%	1.63%	26.06%	↘ - 1.73
3/10/2017	USD 51.37	-1.58%	1.62%	26.00%	↘ - 1.57
3/13/2017	USD 51.35	-0.04%	1.61%	25.73%	↘ - 0.04
3/14/2017	USD 50.92	-0.84%	1.59%	25.52%	↘ - 0.84
3/15/2017	USD 51.81	1.73%	1.60%	25.62%	↗ 1.75
3/16/2017	USD 51.74	-0.14%	1.58%	25.37%	↘ - 0.14
3/17/2017	USD 51.76	0.04%	1.57%	25.12%	↘ - 0.04

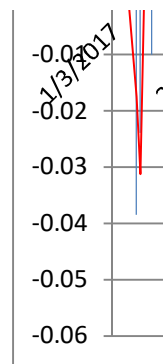
NIVEL DE CONFIANZA
VaR
VaR - %

Enero
Febrero
Marzo
Abril
Mayo
Junio
Julio
Agosto
Septiembre
Octubre
Noviembre
Diciembre

Promed



3/20/2017	USD 51.62	-0.27%	1.55%	24.89%	→-	0.27
3/21/2017	USD 50.96	-1.29%	1.55%	24.78%	→-	1.28
3/22/2017	USD 50.64	-0.63%	1.53%	24.58%	→-	0.63
3/23/2017	USD 50.56	-0.16%	1.52%	24.36%	→-	0.16
3/24/2017	USD 50.80	0.47%	1.51%	24.18%	↗	0.47
3/27/2017	USD 50.75	-0.10%	1.50%	23.97%	→-	0.10
3/28/2017	USD 51.33	1.14%	1.49%	23.92%	↗	1.14
3/29/2017	USD 52.42	2.10%	1.51%	24.15%	↑	2.12
3/30/2017	USD 52.96	1.02%	1.50%	24.06%	↗	1.03
3/31/2017	USD 52.83	-0.25%	1.49%	23.87%	→-	0.25
4/3/2017	USD 53.12	0.55%	1.48%	23.71%	↗	0.55
4/4/2017	USD 54.17	1.96%	1.49%	23.87%	↗	1.98
4/5/2017	USD 54.36	0.35%	1.48%	23.70%	↗	0.35
4/6/2017	USD 54.89	0.97%	1.47%	23.60%	↗	0.97
4/7/2017	USD 55.24	0.64%	1.46%	23.46%	↗	0.64
4/10/2017	USD 55.98	1.33%	1.46%	23.42%	↗	1.34
4/11/2017	USD 56.23	0.45%	1.45%	23.27%	↗	0.45
4/12/2017	USD 55.86	-0.66%	1.44%	23.14%	→-	0.66
4/13/2017	USD 55.89	0.05%	1.43%	22.98%	→	0.05
4/17/2017	USD 55.36	-0.95%	1.43%	22.89%	→-	0.95
4/18/2017	USD 54.89	-0.85%	1.42%	22.78%	→-	0.85
4/19/2017	USD 52.93	-3.64%	1.47%	23.60%	↓-	3.57
4/20/2017	USD 52.99	0.11%	1.46%	23.45%	→	0.11
4/21/2017	USD 51.96	-1.96%	1.47%	23.55%	↘-	1.94
4/24/2017	USD 51.60	-0.70%	1.46%	23.42%	→-	0.69
4/25/2017	USD 52.10	0.96%	1.46%	23.35%	↗	0.97
4/26/2017	USD 51.82	-0.54%	1.45%	23.22%	→-	0.54
4/27/2017	USD 51.44	-0.74%	1.44%	23.10%	→-	0.73
4/28/2017	USD 51.73	0.56%	1.43%	22.99%	↗	0.56
5/1/2017	USD 51.52	-0.41%	1.43%	22.85%	→-	0.41
5/2/2017	USD 50.46	-2.08%	1.43%	22.98%	↘-	2.06
5/3/2017	USD 50.79	0.65%	1.43%	22.88%	↗	0.65
5/4/2017	USD 48.38	-4.86%	1.51%	24.19%	↓-	4.75
5/5/2017	USD 49.10	1.48%	1.51%	24.21%	↗	1.49
5/8/2017	USD 49.34	0.49%	1.50%	24.09%	↗	0.49
5/9/2017	USD 48.73	-1.24%	1.50%	24.03%	→-	1.24
5/10/2017	USD 50.22	3.01%	1.53%	24.48%	↑	3.06
5/11/2017	USD 50.77	1.09%	1.52%	24.43%	↗	1.10
5/12/2017	USD 50.84	0.14%	1.52%	24.30%	→	0.14
5/15/2017	USD 51.82	1.91%	1.52%	24.40%	↗	1.93
5/16/2017	USD 51.65	-0.33%	1.51%	24.27%	→-	0.33
5/17/2017	USD 52.21	1.08%	1.51%	24.21%	↗	1.08
5/18/2017	USD 52.51	0.57%	1.50%	24.11%	↗	0.57
5/19/2017	USD 53.61	2.07%	1.51%	24.23%	↑	2.09
5/22/2017	USD 53.87	0.48%	1.50%	24.12%	↗	0.48
5/23/2017	USD 54.15	0.52%	1.50%	24.01%	↗	0.52
5/24/2017	USD 53.96	-0.35%	1.49%	23.90%	→-	0.35
5/25/2017	USD 51.46	-4.74%	1.56%	24.94%	↓-	4.63
5/26/2017	USD 52.15	1.33%	1.55%	24.92%	↗	1.34
5/29/2017	USD 52.29	0.27%	1.55%	24.80%	→	0.27
5/30/2017	USD 51.84	-0.86%	1.54%	24.71%	→-	0.86
5/31/2017	USD 50.31	-3.00%	1.56%	25.02%	↘-	2.95
6/1/2017	USD 50.63	0.63%	1.55%	24.92%	↗	0.64
6/2/2017	USD 49.95	-1.35%	1.55%	24.88%	→-	1.34
6/5/2017	USD 49.47	-0.97%	1.55%	24.80%	→-	0.96
6/6/2017	USD 50.12	1.31%	1.55%	24.78%	↗	1.31
6/7/2017	USD 48.06	-4.20%	1.59%	25.45%	↓-	4.11
6/8/2017	USD 47.86	-0.42%	1.58%	25.34%	→-	0.42
6/9/2017	USD 48.15	0.60%	1.58%	25.25%	↗	0.61



6/12/2017	USD 48.29	0.29%	1.57%	25.15%	↗	0.29
6/13/2017	USD 48.72	0.89%	1.56%	25.08%	↗	0.89
6/14/2017	USD 47.00	-3.59%	1.59%	25.51%	↓	3.53
6/15/2017	USD 46.92	-0.17%	1.58%	25.39%	↔	0.17
6/16/2017	USD 47.37	0.95%	1.58%	25.34%	↗	0.96
6/19/2017	USD 46.91	-0.98%	1.58%	25.26%	↔	0.97
6/20/2017	USD 46.02	-1.92%	1.58%	25.29%	↘	1.90
6/21/2017	USD 44.82	-2.64%	1.59%	25.44%	↘	2.61
6/22/2017	USD 45.22	0.89%	1.58%	25.38%	↗	0.89
6/23/2017	USD 45.54	0.71%	1.58%	25.31%	↗	0.71
6/26/2017	USD 45.83	0.63%	1.57%	25.23%	↗	0.64
6/27/2017	USD 46.65	1.77%	1.58%	25.28%	↗	1.79
6/28/2017	USD 47.31	1.40%	1.58%	25.28%	↗	1.41
6/29/2017	USD 47.42	0.23%	1.57%	25.18%	↔	0.23
6/30/2017	USD 47.92	1.05%	1.57%	25.14%	↗	1.05
7/3/2017	USD 49.68	3.61%	1.60%	25.59%	↑	3.67
7/4/2017	USD 49.61	-0.14%	1.59%	25.49%	↔	0.14
7/5/2017	USD 47.79	-3.74%	1.62%	25.90%	↓	3.67
7/6/2017	USD 48.11	0.67%	1.61%	25.83%	↗	0.67
7/7/2017	USD 46.71	-2.95%	1.62%	26.03%	↘	2.91
7/10/2017	USD 46.88	0.36%	1.62%	25.94%	↗	0.36
7/11/2017	USD 47.52	1.36%	1.62%	25.92%	↗	1.37
7/12/2017	USD 47.74	0.46%	1.61%	25.84%	↗	0.46
7/13/2017	USD 48.42	1.41%	1.61%	25.83%	↗	1.42
7/14/2017	USD 48.91	1.01%	1.61%	25.78%	↗	1.01
7/17/2017	USD 48.42	-1.01%	1.60%	25.72%	↔	1.00
7/18/2017	USD 48.84	0.86%	1.60%	25.66%	↗	0.87
7/19/2017	USD 49.70	1.75%	1.60%	25.68%	↗	1.76
7/20/2017	USD 49.30	-0.81%	1.60%	25.61%	↔	0.80
7/21/2017	USD 48.06	-2.55%	1.61%	25.73%	↘	2.52
7/24/2017	USD 48.60	1.12%	1.60%	25.70%	↗	1.12
7/25/2017	USD 50.20	3.24%	1.62%	25.99%	↑	3.29
7/26/2017	USD 50.97	1.52%	1.62%	25.99%	↗	1.53
7/27/2017	USD 51.49	1.02%	1.62%	25.93%	↗	1.02
7/28/2017	USD 52.52	1.98%	1.62%	25.98%	↗	2.00
7/31/2017	USD 52.65	0.25%	1.62%	25.90%	↔	0.25
8/1/2017	USD 51.78	-1.67%	1.62%	25.90%	↘	1.65
8/2/2017	USD 52.36	1.11%	1.61%	25.86%	↗	1.12
8/3/2017	USD 52.01	-0.67%	1.61%	25.78%	↔	0.67
8/4/2017	USD 52.42	0.79%	1.60%	25.72%	↗	0.79
8/7/2017	USD 52.37	-0.10%	1.60%	25.64%	↔	0.10
8/8/2017	USD 52.14	-0.44%	1.59%	25.56%	↔	0.44
8/9/2017	USD 52.70	1.07%	1.59%	25.52%	↗	1.07
8/10/2017	USD 51.90	-1.53%	1.59%	25.51%	↘	1.52
8/11/2017	USD 52.10	0.38%	1.59%	25.43%	↗	0.39
8/14/2017	USD 50.73	-2.66%	1.59%	25.57%	↘	2.63
8/15/2017	USD 50.80	0.14%	1.59%	25.49%	↔	0.14
8/16/2017	USD 50.27	-1.05%	1.59%	25.44%	↔	1.04
8/17/2017	USD 51.03	1.50%	1.59%	25.44%	↗	1.51
8/18/2017	USD 52.72	3.26%	1.60%	25.70%	↑	3.31
8/21/2017	USD 51.66	-2.03%	1.61%	25.74%	↘	2.01
8/22/2017	USD 51.87	0.41%	1.60%	25.67%	↗	0.41
8/23/2017	USD 52.57	1.34%	1.60%	25.65%	↗	1.35
8/24/2017	USD 52.04	-1.01%	1.60%	25.60%	↔	1.01
8/25/2017	USD 52.41	0.71%	1.59%	25.54%	↗	0.71
8/28/2017	USD 51.89	-1.00%	1.59%	25.49%	↔	0.99
8/29/2017	USD 52.00	0.21%	1.59%	25.42%	↔	0.21
8/30/2017	USD 50.86	-2.22%	1.59%	25.48%	↘	2.19
8/31/2017	USD 52.38	2.94%	1.60%	25.67%	↑	2.99

9/1/2017	USD 52.75	0.70%	1.60%	25.61%	↗	0.71
9/4/2017	USD 52.34	-0.78%	1.59%	25.55%	→-	0.78
9/5/2017	USD 53.38	1.97%	1.60%	25.59%	↗	1.99
9/6/2017	USD 54.20	1.52%	1.60%	25.59%	↗	1.54
9/7/2017	USD 54.49	0.53%	1.59%	25.53%	↗	0.54
9/8/2017	USD 53.78	-1.31%	1.59%	25.50%	→-	1.30
9/11/2017	USD 53.84	0.11%	1.59%	25.43%	→	0.11
9/12/2017	USD 54.27	0.80%	1.58%	25.38%	↗	0.80
9/13/2017	USD 55.16	1.63%	1.58%	25.38%	↗	1.64
9/14/2017	USD 55.47	0.56%	1.58%	25.32%	↗	0.56
9/15/2017	USD 55.62	0.27%	1.58%	25.25%	↗	0.27
9/18/2017	USD 55.48	-0.25%	1.57%	25.18%	→-	0.25
9/19/2017	USD 55.14	-0.61%	1.57%	25.13%	→-	0.61
9/20/2017	USD 56.29	2.06%	1.57%	25.18%	↑	2.09
9/21/2017	USD 56.43	0.25%	1.57%	25.11%	→	0.25
9/22/2017	USD 56.86	0.76%	1.56%	25.06%	↗	0.76
9/25/2017	USD 59.02	3.73%	1.58%	25.36%	↑	3.80
9/26/2017	USD 58.44	-0.99%	1.58%	25.32%	→-	0.98
9/27/2017	USD 57.90	-0.93%	1.58%	25.28%	→-	0.92
9/28/2017	USD 57.41	-0.85%	1.57%	25.24%	→-	0.85
9/29/2017	USD 57.54	0.23%	1.57%	25.17%	→	0.23
10/2/2017	USD 56.12	-2.50%	1.58%	25.27%	↘-	2.47
10/3/2017	USD 56.00	-0.21%	1.57%	25.21%	→-	0.21
10/4/2017	USD 55.80	-0.36%	1.57%	25.15%	→-	0.36
10/5/2017	USD 57.00	2.13%	1.57%	25.20%	↑	2.15
10/6/2017	USD 55.62	-2.45%	1.58%	25.29%	↘-	2.42
10/9/2017	USD 55.79	0.31%	1.57%	25.23%	↗	0.31
10/10/2017	USD 56.61	1.46%	1.57%	25.22%	↗	1.47
10/11/2017	USD 56.94	0.58%	1.57%	25.17%	↗	0.58
10/12/2017	USD 56.25	-1.22%	1.57%	25.14%	→-	1.21
10/13/2017	USD 57.17	1.62%	1.57%	25.15%	↗	1.64
10/16/2017	USD 57.82	1.13%	1.57%	25.11%	↗	1.14
10/17/2017	USD 57.88	0.10%	1.56%	25.05%	→	0.10
10/18/2017	USD 58.15	0.47%	1.56%	25.00%	↗	0.47
10/19/2017	USD 57.23	-1.59%	1.56%	25.00%	↘-	1.58
10/20/2017	USD 57.75	0.90%	1.56%	24.96%	↗	0.91
10/23/2017	USD 57.37	-0.66%	1.55%	24.91%	→-	0.66
10/24/2017	USD 58.33	1.66%	1.55%	24.92%	↗	1.67
10/25/2017	USD 58.44	0.19%	1.55%	24.86%	→	0.19
10/26/2017	USD 59.30	1.46%	1.55%	24.85%	↗	1.47
10/27/2017	USD 60.44	1.90%	1.55%	24.88%	↗	1.92
10/30/2017	USD 60.90	0.76%	1.55%	24.83%	↗	0.76
10/31/2017	USD 61.37	0.77%	1.55%	24.78%	↗	0.77
11/1/2017	USD 60.49	-1.44%	1.55%	24.78%	→-	1.43
11/2/2017	USD 60.62	0.21%	1.54%	24.72%	→	0.21
11/3/2017	USD 62.07	2.36%	1.55%	24.79%	↑	2.39
11/6/2017	USD 64.27	3.48%	1.56%	25.02%	↑	3.54
11/7/2017	USD 63.69	-0.91%	1.56%	24.98%	→-	0.90
11/8/2017	USD 63.49	-0.31%	1.55%	24.93%	→-	0.31
11/9/2017	USD 63.93	0.69%	1.55%	24.88%	↗	0.69
11/10/2017	USD 63.52	-0.64%	1.55%	24.84%	→-	0.64
11/13/2017	USD 63.16	-0.57%	1.55%	24.79%	→-	0.57
11/14/2017	USD 62.21	-1.52%	1.55%	24.79%	↘-	1.50
11/15/2017	USD 61.87	-0.55%	1.54%	24.74%	→-	0.55
11/16/2017	USD 61.36	-0.83%	1.54%	24.71%	→-	0.82
11/17/2017	USD 62.72	2.19%	1.54%	24.76%	↑	2.22
11/20/2017	USD 62.22	-0.80%	1.54%	24.72%	→-	0.80
11/21/2017	USD 62.57	0.56%	1.54%	24.67%	↗	0.56
11/22/2017	USD 63.32	1.19%	1.54%	24.65%	↗	1.20

11/23/2017	USD 63.55	0.36%	1.53%	24.59%	↗	0.36
11/24/2017	USD 63.86	0.49%	1.53%	24.55%	↗	0.49
11/27/2017	USD 63.84	-0.03%	1.53%	24.49%	→-	0.03
11/28/2017	USD 63.61	-0.36%	1.52%	24.44%	→-	0.36
11/29/2017	USD 63.11	-0.79%	1.52%	24.41%	→-	0.79
11/30/2017	USD 63.57	0.73%	1.52%	24.37%	↗	0.73
12/1/2017	USD 63.73	0.25%	1.52%	24.32%	→	0.25
12/4/2017	USD 62.45	-2.03%	1.52%	24.36%	↘-	2.01
12/5/2017	USD 62.86	0.65%	1.52%	24.32%	↗	0.66
12/6/2017	USD 61.22	-2.64%	1.52%	24.43%	↘-	2.61
12/7/2017	USD 62.20	1.59%	1.52%	24.43%	↗	1.60
12/8/2017	USD 63.40	1.91%	1.53%	24.45%	↗	1.93
12/11/2017	USD 64.69	2.01%	1.53%	24.49%	↑	2.03
12/12/2017	USD 63.34	-2.11%	1.53%	24.54%	↘-	2.09
12/13/2017	USD 62.44	-1.43%	1.53%	24.53%	→-	1.42
12/14/2017	USD 63.31	1.38%	1.53%	24.52%	↗	1.39
12/15/2017	USD 63.23	-0.13%	1.53%	24.47%	→-	0.13
12/18/2017	USD 63.41	0.28%	1.52%	24.42%	↗	0.28
12/19/2017	USD 63.80	0.61%	1.52%	24.38%	↗	0.62
12/20/2017	USD 64.56	1.18%	1.52%	24.36%	↗	1.19
12/21/2017	USD 64.90	0.53%	1.52%	24.31%	↗	0.53
12/22/2017	USD 65.25	0.54%	1.51%	24.27%	↗	0.54
12/26/2017	USD 67.02	2.68%	1.52%	24.36%	↑	2.71
12/27/2017	USD 66.44	-0.87%	1.52%	24.34%	→-	0.87
12/28/2017	USD 66.72	0.42%	1.52%	24.29%	↗	0.42
12/29/2017	USD 66.87	0.22%	1.51%	24.24%	→	0.22



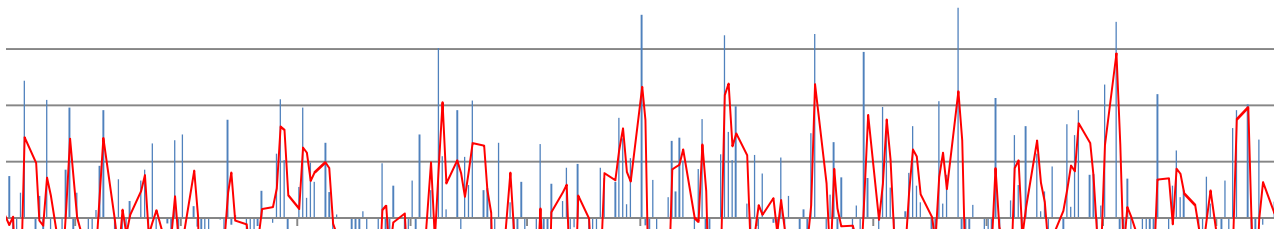
RIESGO		
ANZA (0% - 99%)	95%	
	USD 47.41	nivel maximo de perdida anual
	87%	nivel porcentual maximo de perdida anual

Riesgo Mensual			
MES	Media	VaR	VaR - %
	USD 55.45	USD 53.92	97%
	USD 56.00	USD 55.12	98%
	USD 52.54	USD 50.65	96%
	USD 53.82	USD 51.58	96%
	USD 51.39	USD 48.77	95%
	USD 47.55	USD 45.24	95%
	USD 49.15	USD 46.88	95%
	USD 51.87	USD 50.74	98%
	USD 55.51	USD 52.75	95%
	USD 57.65	USD 55.79	97%
	USD 62.87	USD 60.66	96%
	USD 64.09	USD 62.15	97%

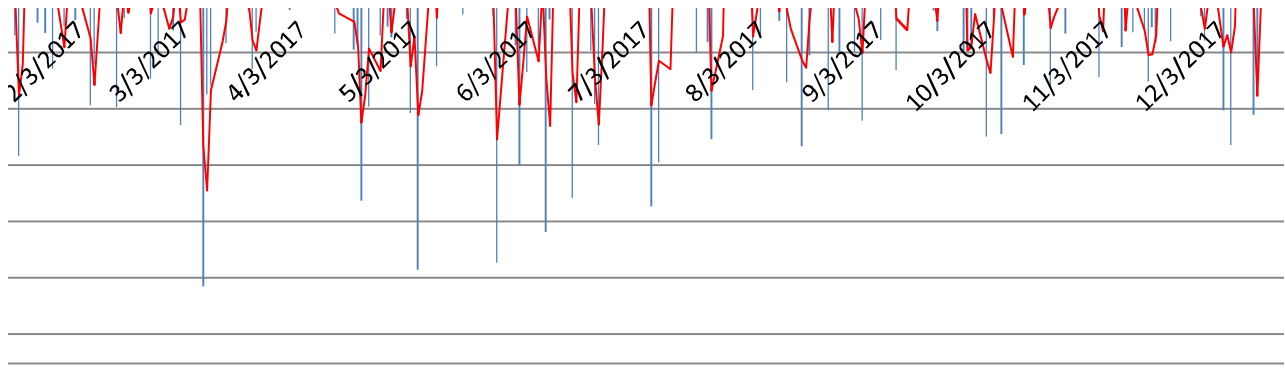
<i>petróleo Brent</i>	
Media	54.73754864
Error típico	0.310625579
Mediana	54.49
Moda	55.47
Desviación estándar	4.979706848
Varianza de la muestra	24.7974803
Curtosis	-0.360863966
Coefficiente de asimetría	0.477565047
Rango	22.2
Mínimo	44.82
Máximo	67.02
Suma	14067.55
Cuenta	257

volatilidad acumulada anual **24.24%**  
 io de Volatilidad en la retabilidad del Petroleo Brent diaria **1.51%**

## Petroleo Brent











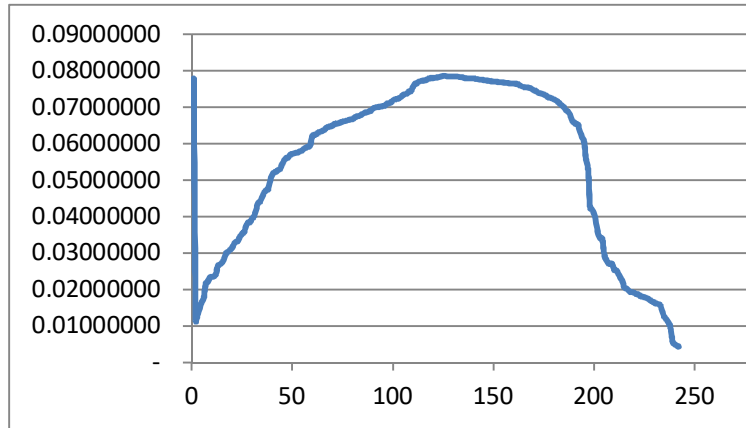


Frecuencia rango

petróleo Brent

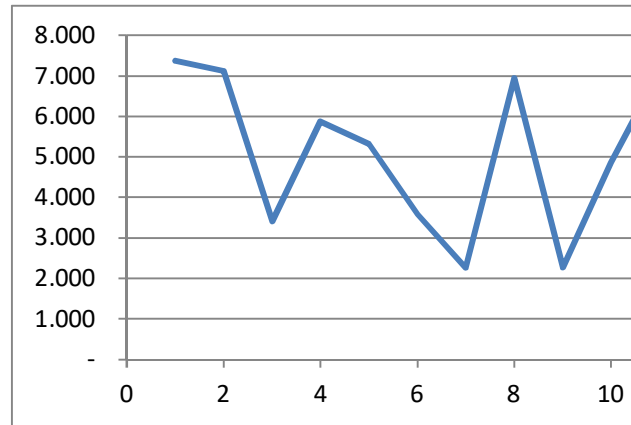
55.47	0.07792699
44.82	0.01136744
45.22	0.01323210
45.54	0.01487508
45.83	0.01648287
46.02	0.01759817
46.65	0.02164687
46.71	0.02206026
46.88	0.02325724
46.91	0.02347239
46.92	0.02354436
47	0.02412477
47.31	0.02645009
47.37	0.02691379
47.42	0.02730350
47.52	0.02809175
47.74	0.02986608
47.79	0.03027679
47.86	0.03085625
47.92	0.03135700
48.06	0.03253955
48.11	0.03296654
48.15	0.03330982
48.29	0.03452284
48.38	0.03531167
48.42	0.03566442
48.6	0.03726727
48.72	0.03834884
48.73	0.03843941
48.84	0.03943975
48.91	0.04008004
49.1	0.04183072
49.3	0.04369001
49.34	0.04406346
49.47	0.04527992
49.61	0.04659334
49.68	0.04725078
49.7	0.04743866
49.95	0.04978590
50.12	0.05137676
50.2	0.05212265
50.22	0.05230877
50.27	0.05277342
50.31	0.05314439
50.46	0.05452874
50.56	0.05544469
50.63	0.05608205
50.64	0.05617282
50.73	0.05698647
50.75	0.05716643
50.77	0.05734608
50.79	0.05752539
50.8	0.05761492

promedio 54.80  
desviacion están 5.075094308



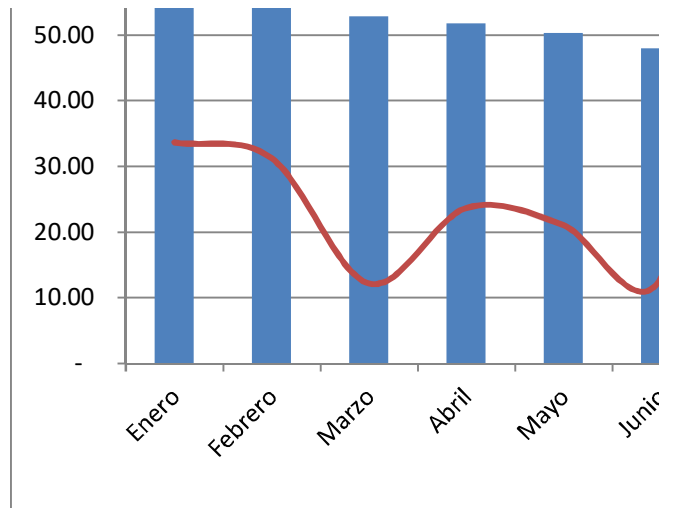
La rentabilidad de la inversion en Petroleo Brent durante el 2017 fu  
20.5516% Variacion porcentual  
1.570% Rentabilidad

Rentabilidad Mensual de la inversion					des
Enero	Febrero	Marzo	Abril		
0.4146%	-0.1975%	-4.9649%	-2.0822%		
7.371	7.116	3.40	5.87		
0.415%	-0.197%	-4.965%	-2.082%		
1/3/2017	1/31/2017	2/28/2017	3/31/2017	4/28/2017	
	55.70	55.59	52.83	51.73	





50.84	0.05797219
50.86	0.05815030
50.92	0.05868245
50.96	0.05903534
50.97	0.05912332
51.03	0.05964909
51.33	0.06221832
51.35	0.06238574
51.37	0.06255263
51.44	0.06313256
51.46	0.06329703
51.49	0.06354268
51.52	0.06378706
51.6	0.06443234
51.62	0.06459216
51.65	0.06483076
51.66	0.06490999
51.73	0.06546016
51.74	0.06553812
51.76	0.06569354
51.78	0.06584832
51.81	0.06607924
51.82	0.06615588
51.84	0.06630866
51.87	0.06653654
51.89	0.06668761
51.9	0.06676288
51.96	0.06721082
52	0.06750588
52.01	0.06757918
52.04	0.06779801
52.1	0.06823064
52.14	0.06851527
52.15	0.06858595
52.19	0.06886672
52.21	0.06900593
52.29	0.06955477
52.34	0.06989119
52.36	0.07002431
52.37	0.07009056
52.38	0.07015660
52.41	0.07035344
52.42	0.07041864
52.51	0.07099568
52.52	0.07105871
52.57	0.07137053
52.65	0.07185779
52.7	0.07215491
52.72	0.07227213
52.75	0.07244622
52.83	0.07290005
52.93	0.07344567
52.96	0.07360458
52.99	0.07376126
53.11	0.07436531
53.12	0.07441399
53.38	0.07558791
53.61	0.07647431
53.64	0.07657909

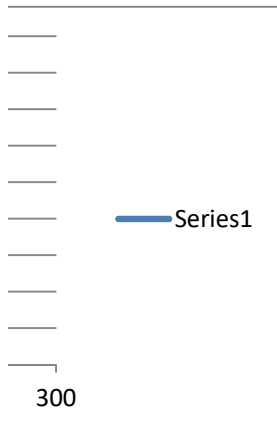


53.78	0.07703439
53.84	0.07721236
53.87	0.07729744
53.92	0.07743345
53.96	0.07753700
54.15	0.07796463
54.16	0.07798417
54.17	0.07800342
54.2	0.07805937
54.27	0.07817944
54.36	0.07831221
54.49	0.07846080
54.89	0.07859565
54.94	0.07857820
55.05	0.07851298
55.08	0.07848880
55.1	0.07847117
55.12	0.07845231
55.14	0.07843225
55.16	0.07841097
55.23	0.07832696
55.24	0.07831375
55.36	0.07813175
55.44	0.07798641
55.45	0.07796691
55.47	0.07792699
55.48	0.07790659
55.49	0.07788589
55.52	0.07782201
55.59	0.07766262
55.62	0.07758989
55.63	0.07756505
55.65	0.07751451
55.7	0.07738305
55.72	0.07732842
55.75	0.07724430
55.79	0.07712810
55.8	0.07709833
55.81	0.07706827
55.84	0.07697636
55.86	0.07691366
55.89	0.07681747
55.9	0.07678484
55.92	0.07671872
55.93	0.07668523
55.97	0.07654847
55.98	0.07651357
55.99	0.07647840
56	0.07644294
56.01	0.07640720
56.12	0.07599571
56.18	0.07575720
56.23	0.07555094
56.24	0.07550887
56.25	0.07546654
56.29	0.07529452
56.36	0.07498322
56.43	0.07465900
56.46	0.07451614

56.56	0.07402323
56.58	0.07392159
56.61	0.07376726
56.66	0.07350503
56.7	0.07329080
56.8	0.07273819
56.81	0.07268160
56.86	0.07239512
56.89	0.07222042
56.94	0.07192459
57	0.07156202
57.1	0.07093976
57.17	0.07049112
57.23	0.07009821
57.37	0.06915232
57.41	0.06887479
57.54	0.06795134
57.75	0.06639359
57.82	0.06585725
57.88	0.06539109
57.9	0.06523440
58.15	0.06322438
58.33	0.06172281
58.44	0.06078514
59.02	0.05563768
59.3	0.05306244
60.44	0.04239770
60.49	0.04193404
60.62	0.04073363
60.9	0.03817837
61.22	0.03532186
61.36	0.03409766
61.37	0.03401086
61.87	0.02979373
62.07	0.02818042
62.2	0.02715629
62.21	0.02707833
62.22	0.02700049
62.44	0.02531868
62.45	0.02524365
62.57	0.02435303
62.72	0.02326552
62.86	0.02227680
63.11	0.02057560
63.16	0.02024538
63.23	0.01978873
63.31	0.01927496
63.32	0.01921134
63.34	0.01908452
63.4	0.01870733
63.41	0.01864494
63.49	0.01815071
63.52	0.01796762
63.55	0.01778575
63.57	0.01766519
63.61	0.01742570
63.69	0.01695325
63.73	0.01672030
63.8	0.01631786

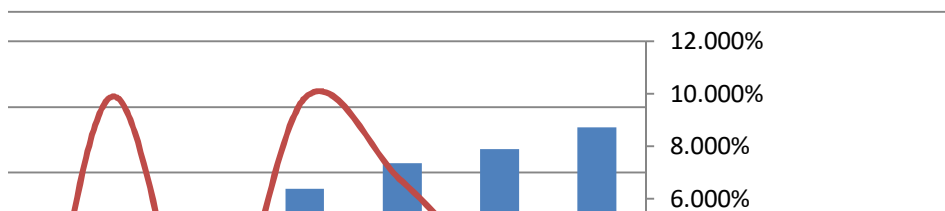
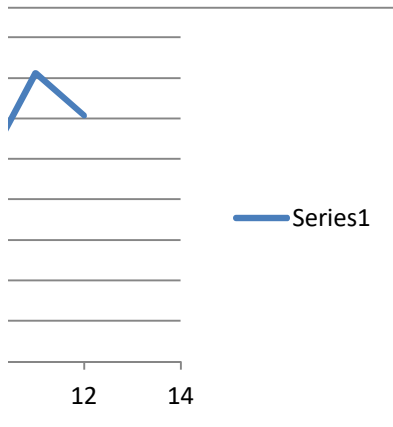


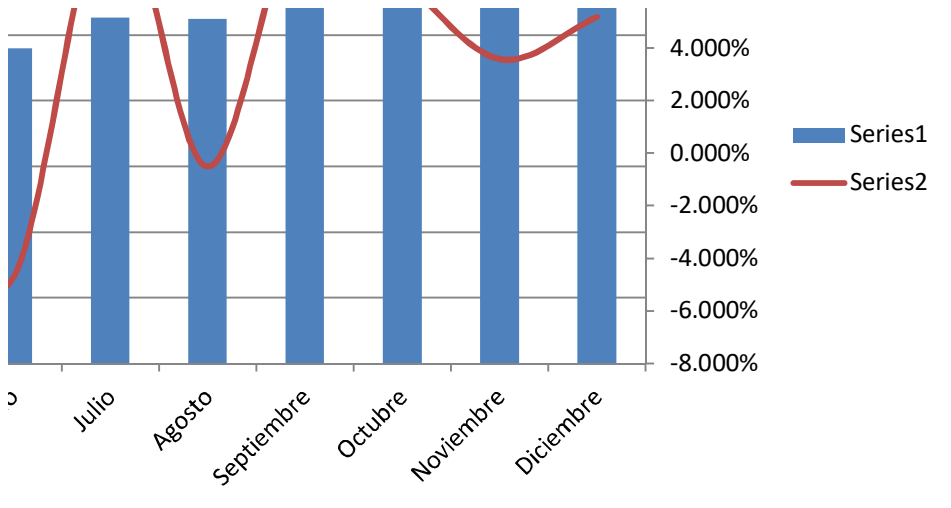
63.84	0.01609089
63.86	0.01597821
63.93	0.01558813
64.27	0.01378737
64.56	0.01237281
64.69	0.01177425
64.9	0.01085285
65.25	0.00943863
66.44	0.00566632
66.72	0.00498526
66.87	0.00464891
67.02	0.00433147



de del:

<b>promedio</b>	0.0169296							
<b>variación estándar</b>	0.052548354							
<b>Mayo</b>	<b>Junio</b>	<b>Julio</b>	<b>Agosto</b>	<b>Septiembre</b>	<b>Octubre</b>	<b>Noviembre</b>	<b>Diciembre</b>	
-2.7450%	-4.7505%	9.8706%	-0.5128%	9.8511%	6.6562%	3.5848%	5.1911%	
5.31	3.58	2.26	6.95	2.27	4.86	7.12	6.08	
-2.745%	-4.751%	9.871%	-0.513%	9.851%	6.656%	3.585%	5.191%	
5/31/2017	6/30/2017	7/31/2017	8/31/2017	9/29/2017	10/31/2017	11/30/2017	12/29/2017	
50.31	47.92	52.65	52.38	57.54	61.37	63.57	66.87	











VARIABLES DE ENTRADA PARA EL PET

Etiquetas de fila	Cuenta de petróleo Brent
USD 44.82	1
USD 45.22	1
USD 45.54	1
USD 45.83	1
USD 46.02	1
USD 46.65	1
USD 46.71	1
USD 46.88	1
USD 46.91	1
USD 46.92	1
USD 47.00	1
USD 47.31	1
USD 47.37	1
USD 47.42	1
USD 47.52	1
USD 47.74	1
USD 47.79	1
USD 47.86	1
USD 47.92	1
USD 48.06	2
USD 48.11	1
USD 48.15	1
USD 48.29	1
USD 48.38	1
USD 48.42	2
USD 48.60	1
USD 48.72	1
USD 48.73	1
USD 48.84	1
USD 48.91	1
USD 49.10	1
USD 49.30	1
USD 49.34	1
USD 49.47	1
USD 49.61	1
USD 49.68	1
USD 49.70	1
USD 49.95	1
USD 50.12	1
USD 50.20	1
USD 50.22	1
USD 50.27	1
USD 50.31	1
USD 50.46	1
USD 50.56	1
USD 50.63	1
USD 50.64	1
USD 50.73	1
USD 50.75	1
USD 50.77	1
USD 50.79	1
USD 50.80	2
USD 50.84	1

USD 50.86	1
USD 50.92	1
USD 50.96	1
USD 50.97	1
USD 51.03	1
USD 51.33	1
USD 51.35	1
USD 51.37	1
USD 51.44	1
USD 51.46	1
USD 51.49	1
USD 51.52	1
USD 51.60	1
USD 51.62	1
USD 51.65	1
USD 51.66	1
USD 51.73	1
USD 51.74	1
USD 51.76	1
USD 51.78	1
USD 51.81	1
USD 51.82	2
USD 51.84	1
USD 51.87	1
USD 51.89	1
USD 51.90	1
USD 51.96	1
USD 52.00	1
USD 52.01	1
USD 52.04	1
USD 52.10	2
USD 52.14	1
USD 52.15	1
USD 52.19	1
USD 52.21	1
USD 52.29	1
USD 52.34	1
USD 52.36	1
USD 52.37	1
USD 52.38	1
USD 52.41	1
USD 52.42	2
USD 52.51	1
USD 52.52	1
USD 52.57	1
USD 52.65	1
USD 52.70	1
USD 52.72	1
USD 52.75	1
USD 52.83	1
USD 52.93	1
USD 52.96	1
USD 52.99	1
USD 53.11	1
USD 53.12	1
USD 53.38	1
USD 53.61	1
USD 53.64	1
USD 53.78	1



USD 53.84	1
USD 53.87	1
USD 53.92	1
USD 53.96	1
USD 54.15	1
USD 54.16	1
USD 54.17	1
USD 54.20	1
USD 54.27	1
USD 54.36	1
USD 54.49	1
USD 54.89	2
USD 54.94	1
USD 55.05	1
USD 55.08	2
USD 55.10	1
USD 55.12	1
USD 55.14	1
USD 55.16	1
USD 55.23	2
USD 55.24	1
USD 55.36	1
USD 55.44	1
USD 55.45	1
USD 55.47	3
USD 55.48	1
USD 55.49	1
USD 55.52	1
USD 55.59	2
USD 55.62	2
USD 55.63	1
USD 55.65	1
USD 55.70	1
USD 55.72	1
USD 55.75	1
USD 55.79	1
USD 55.80	1
USD 55.81	1
USD 55.84	1
USD 55.86	2
USD 55.89	1
USD 55.90	1
USD 55.92	1
USD 55.93	1
USD 55.97	1
USD 55.98	1
USD 55.99	1
USD 56.00	1
USD 56.01	2
USD 56.12	1
USD 56.18	1
USD 56.23	1
USD 56.24	1
USD 56.25	1
USD 56.29	1
USD 56.36	1
USD 56.43	1
USD 56.46	1
USD 56.56	1

USD 56.58	1
USD 56.61	1
USD 56.66	1
USD 56.70	1
USD 56.80	1
USD 56.81	1
USD 56.86	1
USD 56.89	1
USD 56.94	1
USD 57.00	1
USD 57.10	1
USD 57.17	1
USD 57.23	1
USD 57.37	1
USD 57.41	1
USD 57.54	1
USD 57.75	1
USD 57.82	1
USD 57.88	1
USD 57.90	1
USD 58.15	1
USD 58.33	1
USD 58.44	2
USD 59.02	1
USD 59.30	1
USD 60.44	1
USD 60.49	1
USD 60.62	1
USD 60.90	1
USD 61.22	1
USD 61.36	1
USD 61.37	1
USD 61.87	1
USD 62.07	1
USD 62.20	1
USD 62.21	1
USD 62.22	1
USD 62.44	1
USD 62.45	1
USD 62.57	1
USD 62.72	1
USD 62.86	1
USD 63.11	1
USD 63.16	1
USD 63.23	1
USD 63.31	1
USD 63.32	1
USD 63.34	1
USD 63.40	1
USD 63.41	1
USD 63.49	1
USD 63.52	1
USD 63.55	1
USD 63.57	1
USD 63.61	1
USD 63.69	1
USD 63.73	1
USD 63.80	1
USD 63.84	1

USD 63.86	1
USD 63.93	1
USD 64.27	1
USD 64.56	1
USD 64.69	1
USD 64.90	1
USD 65.25	1
USD 66.44	1
USD 66.72	1
USD 66.87	1
USD 67.02	1
<b>Total general</b>	<b>257</b>

**TROLEO BRENT EN EL 2017**

<b>PROBABILIDAD</b>	<b>PROBABILIDAD / COMPLEMENTO</b>	<b>petróleo Brent</b>	
0.3891%	0.38911%	99.61089%	USD 44.82
0.3891%	0.77821%	99.22179%	USD 45.22
0.3891%	1.16732%	98.83268%	USD 45.54
0.3891%	1.55642%	98.44358%	USD 45.83
0.3891%	1.94553%	98.05447%	USD 46.02
0.3891%	2.33463%	97.66537%	USD 46.65
0.3891%	2.72374%	97.27626%	USD 46.71
0.3891%	3.11284%	96.88716%	USD 46.88
0.3891%	3.50195%	96.49805%	USD 46.91
0.3891%	3.89105%	96.10895%	USD 46.92
0.3891%	4.28016%	95.71984%	USD 47.00
0.3891%	4.66926%	95.33074%	USD 47.31
0.3891%	5.05837%	94.94163%	USD 47.37
0.3891%	5.44747%	94.55253%	USD 47.42
0.3891%	5.83658%	94.16342%	USD 47.52
0.3891%	6.22568%	93.77432%	USD 47.74
0.3891%	6.61479%	93.38521%	USD 47.79
0.3891%	7.00389%	92.99611%	USD 47.86
0.3891%	7.39300%	92.60700%	USD 47.92
0.7782%	8.17121%	91.82879%	USD 48.06
0.3891%	8.56031%	91.43969%	USD 48.06
0.3891%	8.94942%	91.05058%	USD 48.11
0.3891%	9.33852%	90.66148%	USD 48.15
0.3891%	9.72763%	90.27237%	USD 48.29
0.7782%	10.50584%	89.49416%	USD 48.38
0.3891%	10.89494%	89.10506%	USD 48.42
0.3891%	11.28405%	88.71595%	USD 48.42
0.3891%	11.67315%	88.32685%	USD 48.60
0.3891%	12.06226%	87.93774%	USD 48.72
0.3891%	12.45136%	87.54864%	USD 48.73
0.3891%	12.84047%	87.15953%	USD 48.84
0.3891%	13.22957%	86.77043%	USD 48.91
0.3891%	13.61868%	86.38132%	USD 49.10
0.3891%	14.00778%	85.99222%	USD 49.30
0.3891%	14.39689%	85.60311%	USD 49.34
0.3891%	14.78599%	85.21401%	USD 49.47
0.3891%	15.17510%	84.82490%	USD 49.61
0.3891%	15.56420%	84.43580%	USD 49.68
0.3891%	15.95331%	84.04669%	USD 49.70
0.3891%	16.34241%	83.65759%	USD 49.95
0.3891%	16.73152%	83.26848%	USD 50.12
0.3891%	17.12062%	82.87938%	USD 50.20
0.3891%	17.50973%	82.49027%	USD 50.22
0.3891%	17.89883%	82.10117%	USD 50.27
0.3891%	18.28794%	81.71206%	USD 50.31
0.3891%	18.67704%	81.32296%	USD 50.46
0.3891%	19.06615%	80.93385%	USD 50.56
0.3891%	19.45525%	80.54475%	USD 50.63
0.3891%	19.84436%	80.15564%	USD 50.64
0.3891%	20.23346%	79.76654%	USD 50.73
0.3891%	20.62257%	79.37743%	USD 50.75
0.7782%	21.40078%	78.59922%	USD 50.77
0.3891%	21.78988%	78.21012%	USD 50.79

0.3891%	22.17899%	77.82101%	USD 50.80
0.3891%	22.56809%	77.43191%	USD 50.80
0.3891%	22.95720%	77.04280%	USD 50.84
0.3891%	23.34630%	76.65370%	USD 50.86
0.3891%	23.73541%	76.26459%	USD 50.92
0.3891%	24.12451%	75.87549%	USD 50.96
0.3891%	24.51362%	75.48638%	USD 50.97
0.3891%	24.90272%	75.09728%	USD 51.03
0.3891%	25.29183%	74.70817%	USD 51.33
0.3891%	25.68093%	74.31907%	USD 51.35
0.3891%	26.07004%	73.92996%	USD 51.37
0.3891%	26.45914%	73.54086%	USD 51.44
0.3891%	26.84825%	73.15175%	USD 51.46
0.3891%	27.23735%	72.76265%	USD 51.49
0.3891%	27.62646%	72.37354%	USD 51.52
0.3891%	28.01556%	71.98444%	USD 51.60
0.3891%	28.40467%	71.59533%	USD 51.62
0.3891%	28.79377%	71.20623%	USD 51.65
0.3891%	29.18288%	70.81712%	USD 51.66
0.3891%	29.57198%	70.42802%	USD 51.73
0.3891%	29.96109%	70.03891%	USD 51.74
0.7782%	30.73930%	69.26070%	USD 51.76
0.3891%	31.12840%	68.87160%	USD 51.78
0.3891%	31.51751%	68.48249%	USD 51.81
0.3891%	31.90661%	68.09339%	USD 51.82
0.3891%	32.29572%	67.70428%	USD 51.82
0.3891%	32.68482%	67.31518%	USD 51.84
0.3891%	33.07393%	66.92607%	USD 51.87
0.3891%	33.46304%	66.53696%	USD 51.89
0.3891%	33.85214%	66.14786%	USD 51.90
0.7782%	34.63035%	65.36965%	USD 51.96
0.3891%	35.01946%	64.98054%	USD 52.00
0.3891%	35.40856%	64.59144%	USD 52.01
0.3891%	35.79767%	64.20233%	USD 52.04
0.3891%	36.18677%	63.81323%	USD 52.10
0.3891%	36.57588%	63.42412%	USD 52.10
0.3891%	36.96498%	63.03502%	USD 52.14
0.3891%	37.35409%	62.64591%	USD 52.15
0.3891%	37.74319%	62.25681%	USD 52.19
0.3891%	38.13230%	61.86770%	USD 52.21
0.3891%	38.52140%	61.47860%	USD 52.29
0.7782%	39.29961%	60.70039%	USD 52.34
0.3891%	39.68872%	60.31128%	USD 52.36
0.3891%	40.07782%	59.92218%	USD 52.37
0.3891%	40.46693%	59.53307%	USD 52.38
0.3891%	40.85603%	59.14397%	USD 52.41
0.3891%	41.24514%	58.75486%	USD 52.42
0.3891%	41.63424%	58.36576%	USD 52.42
0.3891%	42.02335%	57.97665%	USD 52.51
0.3891%	42.41245%	57.58755%	USD 52.52
0.3891%	42.80156%	57.19844%	USD 52.57
0.3891%	43.19066%	56.80934%	USD 52.65
0.3891%	43.57977%	56.42023%	USD 52.70
0.3891%	43.96887%	56.03113%	USD 52.72
0.3891%	44.35798%	55.64202%	USD 52.75
0.3891%	44.74708%	55.25292%	USD 52.83
0.3891%	45.13619%	54.86381%	USD 52.93
0.3891%	45.52529%	54.47471%	USD 52.96
0.3891%	45.91440%	54.08560%	USD 52.99

0.3891%	46.30350%	53.69650%	USD 53.11
0.3891%	46.69261%	53.30739%	USD 53.12
0.3891%	47.08171%	52.91829%	USD 53.38
0.3891%	47.47082%	52.52918%	USD 53.61
0.3891%	47.85992%	52.14008%	USD 53.64
0.3891%	48.24903%	51.75097%	USD 53.78
0.3891%	48.63813%	51.36187%	USD 53.84
0.3891%	49.02724%	50.97276%	USD 53.87
0.3891%	49.41634%	50.58366%	USD 53.92
0.3891%	49.80545%	50.19455%	USD 53.96
0.3891%	50.19455%	49.80545%	USD 54.15
0.7782%	50.97276%	49.02724%	USD 54.16
0.3891%	51.36187%	48.63813%	USD 54.17
0.3891%	51.75097%	48.24903%	USD 54.20
0.7782%	52.52918%	47.47082%	USD 54.27
0.3891%	52.91829%	47.08171%	USD 54.36
0.3891%	53.30739%	46.69261%	USD 54.49
0.3891%	53.69650%	46.30350%	USD 54.89
0.3891%	54.08560%	45.91440%	USD 54.89
0.7782%	54.86381%	45.13619%	USD 54.94
0.3891%	55.25292%	44.74708%	USD 55.05
0.3891%	55.64202%	44.35798%	USD 55.08
0.3891%	56.03113%	43.96887%	USD 55.08
0.3891%	56.42023%	43.57977%	USD 55.10
1.1673%	57.58755%	42.41245%	USD 55.12
0.3891%	57.97665%	42.02335%	USD 55.14
0.3891%	58.36576%	41.63424%	USD 55.16
0.3891%	58.75486%	41.24514%	USD 55.23
0.7782%	59.53307%	40.46693%	USD 55.23
0.7782%	60.31128%	39.68872%	USD 55.24
0.3891%	60.70039%	39.29961%	USD 55.36
0.3891%	61.08949%	38.91051%	USD 55.44
0.3891%	61.47860%	38.52140%	USD 55.45
0.3891%	61.86770%	38.13230%	USD 55.47
0.3891%	62.25681%	37.74319%	USD 55.47
0.3891%	62.64591%	37.35409%	USD 55.47
0.3891%	63.03502%	36.96498%	USD 55.48
0.3891%	63.42412%	36.57588%	USD 55.49
0.3891%	63.81323%	36.18677%	USD 55.52
0.7782%	64.59144%	35.40856%	USD 55.59
0.3891%	64.98054%	35.01946%	USD 55.59
0.3891%	65.36965%	34.63035%	USD 55.62
0.3891%	65.75875%	34.24125%	USD 55.62
0.3891%	66.14786%	33.85214%	USD 55.63
0.3891%	66.53696%	33.46304%	USD 55.65
0.3891%	66.92607%	33.07393%	USD 55.70
0.3891%	67.31518%	32.68482%	USD 55.72
0.3891%	67.70428%	32.29572%	USD 55.75
0.7782%	68.48249%	31.51751%	USD 55.79
0.3891%	68.87160%	31.12840%	USD 55.80
0.3891%	69.26070%	30.73930%	USD 55.81
0.3891%	69.64981%	30.35019%	USD 55.84
0.3891%	70.03891%	29.96109%	USD 55.86
0.3891%	70.42802%	29.57198%	USD 55.86
0.3891%	70.81712%	29.18288%	USD 55.89
0.3891%	71.20623%	28.79377%	USD 55.90
0.3891%	71.59533%	28.40467%	USD 55.92
0.3891%	71.98444%	28.01556%	USD 55.93
0.3891%	72.37354%	27.62646%	USD 55.97

0.3891%	72.76265%	27.23735%	USD 55.98
0.3891%	73.15175%	26.84825%	USD 55.99
0.3891%	73.54086%	26.45914%	USD 56.00
0.3891%	73.92996%	26.07004%	USD 56.01
0.3891%	74.31907%	25.68093%	USD 56.01
0.3891%	74.70817%	25.29183%	USD 56.12
0.3891%	75.09728%	24.90272%	USD 56.18
0.3891%	75.48638%	24.51362%	USD 56.23
0.3891%	75.87549%	24.12451%	USD 56.24
0.3891%	76.26459%	23.73541%	USD 56.25
0.3891%	76.65370%	23.34630%	USD 56.29
0.3891%	77.04280%	22.95720%	USD 56.36
0.3891%	77.43191%	22.56809%	USD 56.43
0.3891%	77.82101%	22.17899%	USD 56.46
0.3891%	78.21012%	21.78988%	USD 56.56
0.3891%	78.59922%	21.40078%	USD 56.58
0.3891%	78.98833%	21.01167%	USD 56.61
0.3891%	79.37743%	20.62257%	USD 56.66
0.3891%	79.76654%	20.23346%	USD 56.70
0.3891%	80.15564%	19.84436%	USD 56.80
0.3891%	80.54475%	19.45525%	USD 56.81
0.3891%	80.93385%	19.06615%	USD 56.86
0.7782%	81.71206%	18.28794%	USD 56.89
0.3891%	82.10117%	17.89883%	USD 56.94
0.3891%	82.49027%	17.50973%	USD 57.00
0.3891%	82.87938%	17.12062%	USD 57.10
0.3891%	83.26848%	16.73152%	USD 57.17
0.3891%	83.65759%	16.34241%	USD 57.23
0.3891%	84.04669%	15.95331%	USD 57.37
0.3891%	84.43580%	15.56420%	USD 57.41
0.3891%	84.82490%	15.17510%	USD 57.54
0.3891%	85.21401%	14.78599%	USD 57.75
0.3891%	85.60311%	14.39689%	USD 57.82
0.3891%	85.99222%	14.00778%	USD 57.88
0.3891%	86.38132%	13.61868%	USD 57.90
0.3891%	86.77043%	13.22957%	USD 58.15
0.3891%	87.15953%	12.84047%	USD 58.33
0.3891%	87.54864%	12.45136%	USD 58.44
0.3891%	87.93774%	12.06226%	USD 58.44
0.3891%	88.32685%	11.67315%	USD 59.02
0.3891%	88.71595%	11.28405%	USD 59.30
0.3891%	89.10506%	10.89494%	USD 60.44
0.3891%	89.49416%	10.50584%	USD 60.49
0.3891%	89.88327%	10.11673%	USD 60.62
0.3891%	90.27237%	9.72763%	USD 60.90
0.3891%	90.66148%	9.33852%	USD 61.22
0.3891%	91.05058%	8.94942%	USD 61.36
0.3891%	91.43969%	8.56031%	USD 61.37
0.3891%	91.82879%	8.17121%	USD 61.87
0.3891%	92.21790%	7.78210%	USD 62.07
0.3891%	92.60700%	7.39300%	USD 62.20
0.3891%	92.99611%	7.00389%	USD 62.21
0.3891%	93.38521%	6.61479%	USD 62.22
0.3891%	93.77432%	6.22568%	USD 62.44
0.3891%	94.16342%	5.83658%	USD 62.45
0.3891%	94.55253%	5.44747%	USD 62.57
0.3891%	94.94163%	5.05837%	USD 62.72
0.3891%	95.33074%	4.66926%	USD 62.86
0.3891%	95.71984%	4.28016%	USD 63.11

0.3891%	96.10895%	3.89105%	USD 63.16
0.3891%	96.49805%	3.50195%	USD 63.23
0.3891%	96.88716%	3.11284%	USD 63.31
0.3891%	97.27626%	2.72374%	USD 63.32
0.3891%	97.66537%	2.33463%	USD 63.34
0.3891%	98.05447%	1.94553%	USD 63.40
0.3891%	98.44358%	1.55642%	USD 63.41
0.3891%	98.83268%	1.16732%	USD 63.49
0.3891%	99.22179%	0.77821%	USD 63.52
0.3891%	99.61089%	0.38911%	USD 63.55
0.3891%	100.00000%	0.00000%	USD 63.57
			USD 63.61
			USD 63.69
			USD 63.73
			USD 63.80
			USD 63.84
			USD 63.86
			USD 63.93
			USD 64.27
			USD 64.56
			USD 64.69
			USD 64.90
			USD 65.25
			USD 66.44
			USD 66.72
			USD 66.87



Datos históricos oro

Maximo Precio Mínimo      Diferencia      Promedio      ORO  
 1,362.90      1,151.05      211.85      1,272.97

Fecha	Último	RENDIMIENTO	VOLATILIDAD DIARIA	VOLATILIDAD ANUAL	VARIACION
1/2/2017	USD 1,151.05				
1/3/2017	USD 1,160.40	0.81%			→ 0.81
1/4/2017	USD 1,188.30	2.38%	1.11%	18.00%	↑ 2.40
1/5/2017	USD 1,179.70	-0.73%	1.55%	25.20%	↓ - 0.72
1/6/2017	USD 1,171.90	-0.66%	1.47%	23.85%	↓ - 0.66
1/9/2017	USD 1,183.50	0.98%	1.29%	21.02%	↑ 0.99
1/10/2017	USD 1,184.20	0.06%	1.17%	19.08%	→ 0.06
1/11/2017	USD 1,195.60	0.96%	1.09%	17.67%	↑ 0.96
1/12/2017	USD 1,224.90	2.42%	1.21%	19.60%	↑ 2.45
1/13/2017	USD 1,195.30	-2.45%	1.56%	25.32%	↓ - 2.42
1/15/2017	USD 1,203.35	0.67%	1.47%	23.90%	→ 0.67
1/16/2017	USD 1,202.85	-0.04%	1.40%	22.80%	→ - 0.04
1/17/2017	USD 1,212.00	0.76%	1.34%	21.81%	→ 0.76
1/18/2017	USD 1,211.30	-0.06%	1.29%	20.99%	→ - 0.06
1/19/2017	USD 1,226.10	1.21%	1.26%	20.48%	↑ 1.22
1/20/2017	USD 1,229.80	0.30%	1.22%	19.75%	→ 0.30
1/23/2017	USD 1,240.50	0.87%	1.18%	19.16%	→ 0.87
1/24/2017	USD 1,210.30	-2.46%	1.34%	21.85%	↓ - 2.43
1/25/2017	USD 1,197.30	-1.08%	1.34%	21.84%	↓ - 1.07
1/26/2017	USD 1,189.50	-0.65%	1.32%	21.48%	↓ - 0.65
1/27/2017	USD 1,213.60	2.01%	1.35%	21.94%	↑ 2.03
1/30/2017	USD 1,218.50	0.40%	1.32%	21.39%	→ 0.40
1/31/2017	USD 1,208.60	-0.82%	1.31%	21.21%	↓ - 0.81
2/1/2017	USD 1,230.70	1.81%	1.32%	21.41%	↑ 1.83
2/2/2017	USD 1,216.70	-1.14%	1.32%	21.48%	↓ - 1.14
2/3/2017	USD 1,243.40	2.17%	1.35%	21.95%	↑ 2.19
2/6/2017	USD 1,254.80	0.91%	1.33%	21.59%	→ 0.92
2/7/2017	USD 1,258.60	0.30%	1.30%	21.17%	→ 0.30
2/8/2017	USD 1,261.50	0.23%	1.28%	20.78%	→ 0.23
2/9/2017	USD 1,259.00	-0.20%	1.26%	20.46%	→ - 0.20
2/10/2017	USD 1,234.40	-1.97%	1.31%	21.22%	↓ - 1.95
2/13/2017	USD 1,224.40	-0.81%	1.30%	21.08%	↓ - 0.81
2/14/2017	USD 1,248.20	1.93%	1.31%	21.33%	↑ 1.94
2/15/2017	USD 1,256.30	0.65%	1.29%	21.02%	→ 0.65
2/16/2017	USD 1,264.80	0.67%	1.28%	20.73%	→ 0.68
2/17/2017	USD 1,261.90	-0.23%	1.26%	20.47%	→ - 0.23
2/19/2017	USD 1,237.30	-1.97%	1.30%	21.06%	↓ - 1.95
2/20/2017	USD 1,238.20	0.07%	1.28%	20.77%	→ 0.07
2/21/2017	USD 1,237.50	-0.06%	1.26%	20.50%	→ - 0.06
2/22/2017	USD 1,232.00	-0.45%	1.25%	20.29%	↓ - 0.44
2/23/2017	USD 1,273.70	3.33%	1.33%	21.61%	↑ 3.38
2/24/2017	USD 1,280.40	0.52%	1.31%	21.35%	→ 0.53
2/27/2017	USD 1,281.10	0.05%	1.30%	21.09%	→ 0.05
2/28/2017	USD 1,252.60	-2.25%	1.34%	21.74%	↓ - 2.22
3/1/2017	USD 1,272.90	1.61%	1.34%	21.77%	↑ 1.62
3/2/2017	USD 1,255.70	-1.36%	1.35%	21.86%	↓ - 1.35
3/3/2017	USD 1,225.50	-2.43%	1.39%	22.51%	↓ - 2.41
3/6/2017	USD 1,248.50	1.86%	1.39%	22.64%	↑ 1.88
3/7/2017	USD 1,215.10	-2.71%	1.44%	23.40%	↓ - 2.68
3/8/2017	USD 1,232.80	1.45%	1.44%	23.36%	↑ 1.46
3/9/2017	USD 1,226.60	-0.50%	1.43%	23.16%	↓ - 0.50
3/10/2017	USD 1,200.70	-2.13%	1.45%	23.50%	↓ - 2.11
3/13/2017	USD 1,226.80	2.15%	1.46%	23.73%	↑ 2.17
3/14/2017	USD 1,201.90	-2.05%	1.48%	24.00%	↓ - 2.03

3/15/2017	USD 1,224.30	1.85%	1.48%	24.09%	↗	1.86
3/16/2017	USD 1,250.70	2.13%	1.49%	24.27%	↗	2.16
3/17/2017	USD 1,233.20	-1.41%	1.49%	24.29%	↘	- 1.40
3/20/2017	USD 1,237.20	0.32%	1.48%	24.07%	→	0.32
3/21/2017	USD 1,269.80	2.60%	1.50%	24.44%	↗	2.63
3/22/2017	USD 1,272.80	0.24%	1.49%	24.23%	→	0.24
3/23/2017	USD 1,270.00	-0.22%	1.48%	24.03%	→	- 0.22
3/24/2017	USD 1,251.70	-1.45%	1.48%	24.07%	↘	- 1.44
3/27/2017	USD 1,278.90	2.15%	1.49%	24.23%	↗	2.17
3/28/2017	USD 1,258.80	-1.58%	1.50%	24.30%	↘	- 1.57
3/29/2017	USD 1,256.80	-0.16%	1.48%	24.11%	→	- 0.16
3/30/2017	USD 1,268.20	0.90%	1.48%	23.97%	→	0.91
3/31/2017	USD 1,271.30	0.24%	1.46%	23.79%	→	0.24
4/3/2017	USD 1,274.20	0.23%	1.45%	23.61%	→	0.23
4/4/2017	USD 1,278.40	0.33%	1.44%	23.44%	→	0.33
4/5/2017	USD 1,268.50	-0.78%	1.44%	23.33%	↘	- 0.77
4/6/2017	USD 1,273.40	0.39%	1.43%	23.17%	→	0.39
4/7/2017	USD 1,277.70	0.34%	1.42%	23.01%	→	0.34
4/10/2017	USD 1,253.90	-1.88%	1.43%	23.17%	↘	- 1.86
4/11/2017	USD 1,294.40	3.18%	1.46%	23.73%	↗	3.23
4/12/2017	USD 1,298.30	0.30%	1.45%	23.57%	→	0.30
4/13/2017	USD 1,308.40	0.77%	1.44%	23.44%	→	0.78
4/14/2017	USD 1,289.65	-1.44%	1.44%	23.48%	↘	- 1.43
4/17/2017	USD 1,311.60	1.69%	1.45%	23.50%	↗	1.70
4/18/2017	USD 1,294.10	-1.34%	1.45%	23.51%	↘	- 1.33
4/19/2017	USD 1,303.00	0.69%	1.44%	23.38%	→	0.69
4/20/2017	USD 1,283.80	-1.48%	1.44%	23.42%	↘	- 1.47
4/21/2017	USD 1,309.00	1.94%	1.45%	23.50%	↗	1.96
4/24/2017	USD 1,297.60	-0.87%	1.44%	23.43%	↘	- 0.87
4/25/2017	USD 1,267.20	-2.37%	1.46%	23.71%	↘	- 2.34
4/26/2017	USD 1,284.80	1.38%	1.46%	23.68%	↗	1.39
4/27/2017	USD 1,286.50	0.13%	1.45%	23.53%	→	0.13
4/28/2017	USD 1,288.90	0.19%	1.44%	23.40%	→	0.19
5/1/2017	USD 1,276.20	-0.99%	1.44%	23.34%	↘	- 0.99
5/2/2017	USD 1,277.60	0.11%	1.43%	23.21%	→	0.11
5/3/2017	USD 1,269.10	-0.67%	1.42%	23.11%	↘	- 0.67
5/4/2017	USD 1,248.90	-1.60%	1.43%	23.17%	↘	- 1.59
5/5/2017	USD 1,247.40	-0.12%	1.42%	23.04%	→	- 0.12
5/8/2017	USD 1,247.60	0.02%	1.41%	22.92%	→	0.02
5/9/2017	USD 1,236.60	-0.89%	1.41%	22.85%	↘	- 0.88
5/10/2017	USD 1,239.40	0.23%	1.40%	22.73%	→	0.23
5/11/2017	USD 1,244.80	0.43%	1.39%	22.62%	→	0.44
5/12/2017	USD 1,247.90	0.25%	1.38%	22.50%	→	0.25
5/15/2017	USD 1,250.20	0.18%	1.38%	22.38%	→	0.18
5/16/2017	USD 1,256.60	0.51%	1.37%	22.28%	→	0.51
5/17/2017	USD 1,278.70	1.74%	1.37%	22.33%	↗	1.76
5/18/2017	USD 1,272.70	-0.47%	1.37%	22.23%	↘	- 0.47
5/19/2017	USD 1,273.40	0.05%	1.36%	22.12%	→	0.06
5/22/2017	USD 1,281.50	0.63%	1.36%	22.03%	→	0.64
5/23/2017	USD 1,275.60	-0.46%	1.35%	21.94%	↘	- 0.46
5/24/2017	USD 1,273.20	-0.19%	1.34%	21.84%	→	- 0.19
5/25/2017	USD 1,276.80	0.28%	1.34%	21.74%	→	0.28
5/26/2017	USD 1,288.30	0.90%	1.33%	21.67%	→	0.90
5/28/2017	USD 1,268.22	-1.57%	1.34%	21.73%	↘	- 1.56
5/29/2017	USD 1,266.69	-0.12%	1.33%	21.63%	→	- 0.12
5/30/2017	USD 1,282.70	1.26%	1.33%	21.60%	↗	1.26
5/31/2017	USD 1,292.30	0.75%	1.32%	21.53%	→	0.75
6/1/2017	USD 1,287.00	-0.41%	1.32%	21.44%	↘	- 0.41
6/2/2017	USD 1,297.20	0.79%	1.32%	21.37%	→	0.79

6/5/2017	USD 1,299.70	0.19%	1.31%	21.28%	➔	0.19
6/6/2017	USD 1,314.50	1.13%	1.31%	21.24%	↗	1.14
6/7/2017	USD 1,310.10	-0.34%	1.30%	21.16%	↘	- 0.33
6/8/2017	USD 1,296.40	-1.05%	1.30%	21.14%	↘	- 1.05
6/9/2017	USD 1,288.40	-0.62%	1.30%	21.08%	↘	- 0.62
6/12/2017	USD 1,286.00	-0.19%	1.29%	20.99%	➔	- 0.19
6/13/2017	USD 1,285.70	-0.02%	1.29%	20.90%	➔	- 0.02
6/14/2017	USD 1,292.90	0.56%	1.28%	20.82%	➔	0.56
6/15/2017	USD 1,271.50	-1.67%	1.29%	20.90%	↓	- 1.66
6/16/2017	USD 1,273.40	0.15%	1.28%	20.82%	➔	0.15
6/19/2017	USD 1,263.70	-0.76%	1.28%	20.77%	↘	- 0.76
6/20/2017	USD 1,260.50	-0.25%	1.27%	20.69%	↘	- 0.25
6/21/2017	USD 1,262.80	0.18%	1.27%	20.60%	➔	0.18
6/22/2017	USD 1,266.50	0.29%	1.26%	20.52%	➔	0.29
6/23/2017	USD 1,273.70	0.57%	1.26%	20.46%	➔	0.57
6/26/2017	USD 1,263.70	-0.79%	1.26%	20.41%	↘	- 0.79
6/27/2017	USD 1,264.30	0.05%	1.25%	20.33%	➔	0.05
6/28/2017	USD 1,266.60	0.18%	1.25%	20.25%	➔	0.18
6/29/2017	USD 1,263.50	-0.25%	1.24%	20.18%	➔	- 0.24
6/30/2017	USD 1,259.80	-0.29%	1.24%	20.11%	↘	- 0.29
7/3/2017	USD 1,236.70	-1.85%	1.24%	20.22%	↓	- 1.83
7/4/2017	USD 1,227.55	-0.74%	1.24%	20.17%	↘	- 0.74
7/5/2017	USD 1,239.30	0.95%	1.24%	20.14%	➔	0.96
7/6/2017	USD 1,241.10	0.15%	1.23%	20.06%	➔	0.15
7/7/2017	USD 1,227.40	-1.11%	1.23%	20.05%	↘	- 1.10
7/10/2017	USD 1,231.00	0.29%	1.23%	19.98%	➔	0.29
7/11/2017	USD 1,232.60	0.13%	1.23%	19.91%	➔	0.13
7/12/2017	USD 1,236.90	0.35%	1.22%	19.84%	➔	0.35
7/13/2017	USD 1,234.90	-0.16%	1.22%	19.77%	↘	- 0.16
7/14/2017	USD 1,245.10	0.82%	1.21%	19.73%	➔	0.83
7/17/2017	USD 1,251.40	0.50%	1.21%	19.67%	➔	0.51
7/18/2017	USD 1,259.50	0.65%	1.21%	19.62%	➔	0.65
7/19/2017	USD 1,259.50	0.00%	1.20%	19.55%	➔	-
7/20/2017	USD 1,262.70	0.25%	1.20%	19.48%	➔	0.25
7/21/2017	USD 1,271.50	0.69%	1.20%	19.44%	➔	0.70
7/24/2017	USD 1,271.10	-0.03%	1.19%	19.37%	➔	- 0.03
7/25/2017	USD 1,268.90	-0.17%	1.19%	19.31%	➔	- 0.17
7/26/2017	USD 1,266.00	-0.23%	1.18%	19.25%	➔	- 0.23
7/27/2017	USD 1,276.90	0.86%	1.18%	19.21%	➔	0.86
7/28/2017	USD 1,285.70	0.69%	1.18%	19.16%	➔	0.69
7/31/2017	USD 1,283.80	-0.15%	1.18%	19.10%	➔	- 0.15
8/1/2017	USD 1,289.70	0.46%	1.17%	19.05%	➔	0.46
8/2/2017	USD 1,288.80	-0.07%	1.17%	18.99%	➔	- 0.07
8/3/2017	USD 1,284.90	-0.30%	1.17%	18.93%	↘	- 0.30
8/4/2017	USD 1,275.00	-0.77%	1.16%	18.90%	↘	- 0.77
8/7/2017	USD 1,275.20	0.02%	1.16%	18.84%	➔	0.02
8/8/2017	USD 1,273.30	-0.15%	1.16%	18.78%	➔	- 0.15
8/9/2017	USD 1,290.00	1.30%	1.16%	18.79%	↗	1.31
8/10/2017	USD 1,300.80	0.83%	1.15%	18.76%	➔	0.84
8/11/2017	USD 1,304.50	0.28%	1.15%	18.70%	➔	0.28
8/14/2017	USD 1,301.20	-0.25%	1.15%	18.65%	↘	- 0.25
8/15/2017	USD 1,290.50	-0.83%	1.15%	18.63%	↘	- 0.82
8/16/2017	USD 1,293.70	0.25%	1.14%	18.57%	➔	0.25
8/17/2017	USD 1,303.10	0.72%	1.14%	18.53%	➔	0.73
8/18/2017	USD 1,302.20	-0.07%	1.14%	18.48%	➔	- 0.07
8/21/2017	USD 1,307.50	0.41%	1.13%	18.43%	➔	0.41
8/22/2017	USD 1,301.80	-0.44%	1.13%	18.39%	↘	- 0.44
8/23/2017	USD 1,305.30	0.27%	1.13%	18.33%	➔	0.27
8/24/2017	USD 1,302.60	-0.21%	1.13%	18.28%	➔	- 0.21

8/25/2017	USD 1,308.50	0.45%	1.12%	18.23%	➔	0.45
8/28/2017	USD 1,326.10	1.34%	1.12%	18.25%	↗	1.35
8/29/2017	USD 1,329.70	0.27%	1.12%	18.20%	➔	0.27
8/30/2017	USD 1,324.90	-0.36%	1.12%	18.15%	↘	- 0.36
8/31/2017	USD 1,332.80	0.59%	1.11%	18.11%	➔	0.60
9/1/2017	USD 1,341.20	0.63%	1.11%	18.07%	➔	0.63
9/3/2017	USD 1,341.22	0.00%	1.11%	18.02%	➔	0.00
9/4/2017	USD 1,338.08	-0.23%	1.11%	17.97%	➔	- 0.23
9/5/2017	USD 1,355.50	1.29%	1.11%	17.98%	↗	1.30
9/6/2017	USD 1,350.10	-0.40%	1.10%	17.94%	↘	- 0.40
9/7/2017	USD 1,361.80	0.86%	1.10%	17.92%	➔	0.87
9/8/2017	USD 1,362.90	0.08%	1.10%	17.87%	➔	0.08
9/11/2017	USD 1,347.50	-1.14%	1.10%	17.88%	↘	- 1.13
9/12/2017	USD 1,344.40	-0.23%	1.10%	17.84%	➔	- 0.23
9/13/2017	USD 1,339.80	-0.34%	1.10%	17.80%	↘	- 0.34
9/14/2017	USD 1,341.40	0.12%	1.09%	17.75%	➔	0.12
9/15/2017	USD 1,337.30	-0.31%	1.09%	17.71%	↘	- 0.31
9/18/2017	USD 1,322.70	-1.10%	1.09%	17.71%	↘	- 1.09
9/19/2017	USD 1,322.50	-0.02%	1.09%	17.67%	➔	- 0.02
9/20/2017	USD 1,328.20	0.43%	1.08%	17.63%	➔	0.43
9/21/2017	USD 1,306.60	-1.64%	1.09%	17.69%	↓	- 1.63
9/22/2017	USD 1,309.30	0.21%	1.09%	17.65%	➔	0.21
9/25/2017	USD 1,323.40	1.07%	1.09%	17.64%	↗	1.08
9/26/2017	USD 1,313.50	-0.75%	1.08%	17.62%	↘	- 0.75
9/27/2017	USD 1,299.80	-1.05%	1.08%	17.62%	↘	- 1.04
9/28/2017	USD 1,300.70	0.07%	1.08%	17.58%	➔	0.07
9/29/2017	USD 1,296.80	-0.30%	1.08%	17.54%	↘	- 0.30
10/2/2017	USD 1,287.80	-0.70%	1.08%	17.52%	↘	- 0.69
10/3/2017	USD 1,286.50	-0.10%	1.08%	17.47%	➔	- 0.10
10/4/2017	USD 1,288.70	0.17%	1.07%	17.43%	➔	0.17
10/5/2017	USD 1,285.20	-0.27%	1.07%	17.39%	↘	- 0.27
10/6/2017	USD 1,286.80	0.12%	1.07%	17.35%	➔	0.12
10/9/2017	USD 1,297.00	0.79%	1.07%	17.33%	➔	0.79
10/10/2017	USD 1,306.00	0.69%	1.06%	17.30%	➔	0.69
10/11/2017	USD 1,301.10	-0.38%	1.06%	17.26%	↘	- 0.38
10/12/2017	USD 1,308.90	0.60%	1.06%	17.23%	➔	0.60
10/13/2017	USD 1,317.00	0.62%	1.06%	17.20%	➔	0.62
10/16/2017	USD 1,315.40	-0.12%	1.06%	17.16%	➔	- 0.12
10/17/2017	USD 1,298.40	-1.30%	1.06%	17.19%	↘	- 1.29
10/18/2017	USD 1,295.20	-0.25%	1.06%	17.15%	➔	- 0.25
10/19/2017	USD 1,301.90	0.52%	1.05%	17.12%	➔	0.52
10/20/2017	USD 1,292.30	-0.74%	1.05%	17.10%	↘	- 0.74
10/23/2017	USD 1,292.90	0.05%	1.05%	17.06%	➔	0.05
10/24/2017	USD 1,290.20	-0.21%	1.05%	17.02%	➔	- 0.21
10/25/2017	USD 1,291.00	0.06%	1.05%	16.98%	➔	0.06
10/26/2017	USD 1,281.60	-0.73%	1.04%	16.97%	↘	- 0.73
10/27/2017	USD 1,283.70	0.16%	1.04%	16.93%	➔	0.16
10/30/2017	USD 1,289.60	0.46%	1.04%	16.89%	➔	0.46
10/31/2017	USD 1,282.50	-0.55%	1.04%	16.87%	↘	- 0.55
11/1/2017	USD 1,289.40	0.54%	1.04%	16.84%	➔	0.54
11/2/2017	USD 1,290.20	0.06%	1.03%	16.80%	➔	0.06
11/3/2017	USD 1,281.40	-0.68%	1.03%	16.78%	↘	- 0.68
11/6/2017	USD 1,294.00	0.98%	1.03%	16.77%	↗	0.98
11/7/2017	USD 1,288.30	-0.44%	1.03%	16.75%	↘	- 0.44
11/8/2017	USD 1,296.40	0.63%	1.03%	16.72%	➔	0.63
11/9/2017	USD 1,300.30	0.30%	1.03%	16.69%	➔	0.30
11/10/2017	USD 1,287.10	-1.02%	1.03%	16.69%	↘	- 1.02
11/13/2017	USD 1,291.90	0.37%	1.03%	16.66%	➔	0.37
11/14/2017	USD 1,295.90	0.31%	1.02%	16.62%	➔	0.31

11/15/2017	USD 1,290.60	-0.41%	1.02%	16.59%	👇 - 0.41
11/16/2017	USD 1,291.00	0.03%	1.02%	16.56%	➡ 0.03
11/17/2017	USD 1,309.40	1.42%	1.02%	16.58%	↗ 1.43
11/20/2017	USD 1,288.30	-1.62%	1.02%	16.65%	👇 - 1.61
11/21/2017	USD 1,294.90	0.51%	1.02%	16.62%	➡ 0.51
11/22/2017	USD 1,305.50	0.82%	1.02%	16.60%	➡ 0.82
11/23/2017	USD 1,291.66	-1.07%	1.02%	16.61%	👇 - 1.06
11/24/2017	USD 1,300.50	0.68%	1.02%	16.59%	➡ 0.68
11/27/2017	USD 1,307.60	0.54%	1.02%	16.56%	➡ 0.55
11/28/2017	USD 1,307.90	0.02%	1.02%	16.52%	➡ 0.02
11/29/2017	USD 1,295.10	-0.98%	1.02%	16.53%	👇 - 0.98
11/30/2017	USD 1,285.60	-0.74%	1.02%	16.51%	👇 - 0.73
12/1/2017	USD 1,291.10	0.43%	1.01%	16.48%	➡ 0.43
12/4/2017	USD 1,286.50	-0.36%	1.01%	16.45%	👇 - 0.36
12/5/2017	USD 1,273.70	-1.00%	1.01%	16.46%	👇 - 0.99
12/6/2017	USD 1,274.90	0.09%	1.01%	16.42%	➡ 0.09
12/7/2017	USD 1,261.80	-1.03%	1.01%	16.43%	👇 - 1.03
12/8/2017	USD 1,257.10	-0.37%	1.01%	16.40%	👇 - 0.37
12/11/2017	USD 1,255.60	-0.12%	1.01%	16.37%	➡ - 0.12
12/12/2017	USD 1,250.40	-0.42%	1.01%	16.34%	👇 - 0.41
12/13/2017	USD 1,257.40	0.56%	1.00%	16.32%	➡ 0.56
12/14/2017	USD 1,265.90	0.67%	1.00%	16.30%	➡ 0.68
12/15/2017	USD 1,266.40	0.04%	1.00%	16.26%	➡ 0.04
12/18/2017	USD 1,274.40	0.63%	1.00%	16.24%	➡ 0.63
12/19/2017	USD 1,273.10	-0.10%	1.00%	16.21%	➡ - 0.10
12/20/2017	USD 1,278.60	0.43%	1.00%	16.19%	➡ 0.43
12/21/2017	USD 1,279.80	0.09%	0.99%	16.15%	➡ 0.09
12/22/2017	USD 1,288.00	0.64%	0.99%	16.13%	➡ 0.64
12/25/2017	USD 1,277.90	-0.79%	0.99%	16.12%	👇 - 0.78
12/26/2017	USD 1,296.80	1.47%	0.99%	16.16%	↗ 1.48
12/27/2017	USD 1,300.60	0.29%	0.99%	16.13%	➡ 0.29
12/28/2017	USD 1,306.50	0.45%	0.99%	16.10%	➡ 0.45
12/29/2017	USD 1,318.70	0.93%	0.99%	16.10%	➡ 0.93


RIESGO		
NIVEL DE CONFIANZA (0% - 99%)	95%	
VaR	USD 1,202.93	nivel maximo de perdida anual
VaR - %	94%	nivel porcentual maximo de perdida anual

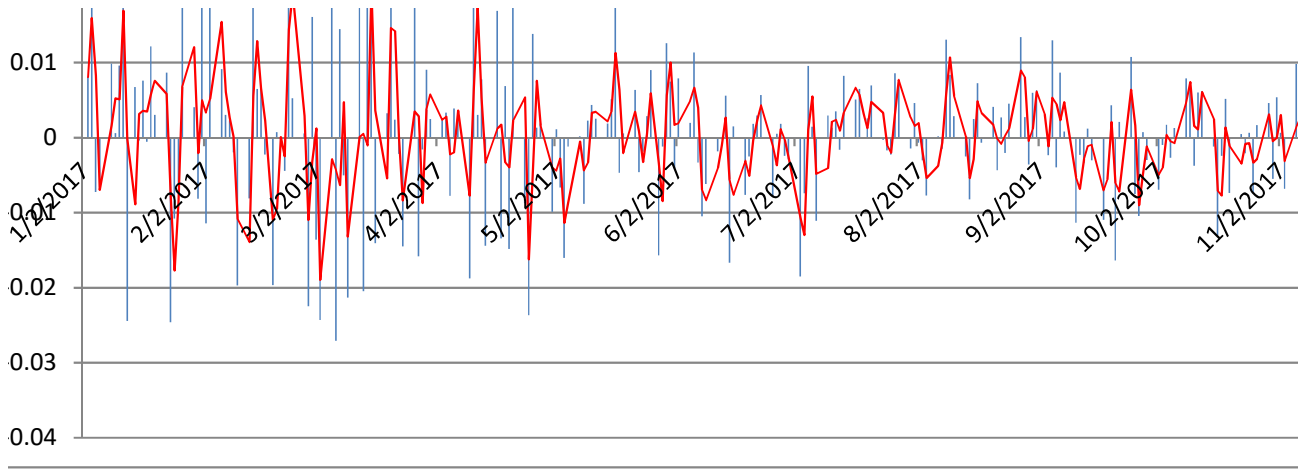
Riesgo Mensual			
MES	Media	VaR	VaR - %
Enero	USD 1,199.94	USD 1,161.55	97%
Febrero	USD 1,249.88	USD 1,224.40	98%
Marzo	USD 1,245.66	USD 1,203.22	97%
Abril	USD 1,287.17	USD 1,266.54	98%
Mayo	USD 1,265.52	USD 1,240.21	98%
Junio	USD 1,279.45	USD 1,260.62	99%
Julio	USD 1,252.84	USD 1,227.55	98%
Agosto	USD 1,300.53	USD 1,275.02	98%
Septiembre	USD 1,331.12	USD 1,299.85	98%
Octubre	USD 1,294.53	USD 1,282.56	99%
Noviembre	USD 1,294.68	USD 1,285.68	99%
Diciembre	USD 1,277.87	USD 1,255.60	98%

ORO	
Media	USD 1,272.97
Error típico	2.266476626
Mediana	1277.25
Moda	1273.4
Desviación estándar	36.8258863
Varianza de la muestra	1356.145902
Curtosis	0.563946117
Coficiente de asimetría	-0.490193373
Rango	211.85
Mínimo	1151.05
Máximo	1362.9
Suma	336064.12
Cuenta	264

volatilidad acumulada anual **16.10%**  
 Promedio de Volatilidad en la retabilidad del Oro diaria **0.99%**

## ORO











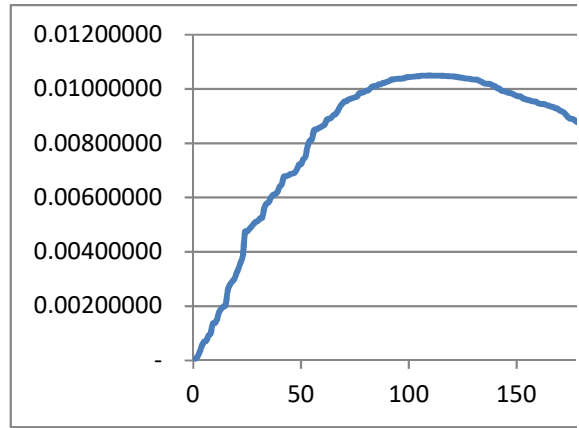


Frecuencia rango

ORO

1,151.05	0.00006524
1,160.40	0.00013864
1,171.90	0.00032246
1,179.70	0.00054263
1,183.50	0.00068865
1,184.20	0.00071876
1,188.30	0.00091732
1,189.50	0.00098304
1,195.30	0.00135427
1,195.60	0.00137603
1,197.30	0.00150432
1,200.70	0.00178715
1,201.90	0.00189557
1,202.85	0.00198464
1,203.35	0.00203268
1,208.60	0.00258581
1,210.30	0.00278399
1,211.30	0.00290488
1,212.00	0.00299137
1,213.60	0.00319481
1,215.10	0.00339262
1,216.70	0.00361093
1,218.50	0.00386517
1,224.30	0.00473983
1,224.40	0.00475555
1,224.90	0.00483448
1,225.50	0.00492981
1,226.10	0.00502576
1,226.60	0.00510617
1,226.80	0.00513844
1,227.40	0.00523563
1,227.55	0.00526000
1,229.80	0.00562905
1,230.70	0.00577815
1,231.00	0.00582800
1,232.00	0.00599458
1,232.60	0.00609479
1,232.80	0.00612822
1,233.20	0.00619512
1,234.40	0.00639600
1,234.90	0.00647970
1,236.60	0.00676380
1,236.70	0.00678048
1,236.90	0.00681380
1,237.20	0.00686374
1,237.30	0.00688038
1,237.50	0.00691362
1,238.20	0.00702971
1,239.30	0.00721115
1,239.40	0.00722758
1,240.50	0.00740736
1,241.10	0.00750465
1,243.40	0.00787139

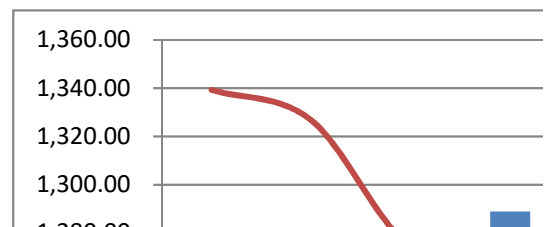
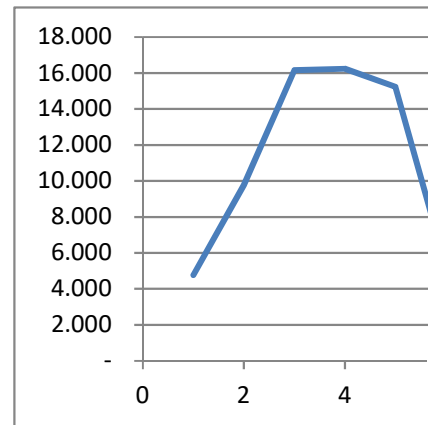
promedio 1,272  
 desviacion estándar 38.01619416

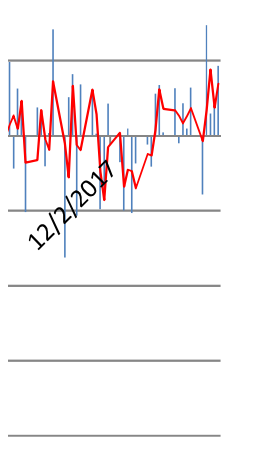


La rentabilidad de la inversion en Oro durante el 2017  
 14.5650% Variacion porcentual  
 1.140% Rentabilidad

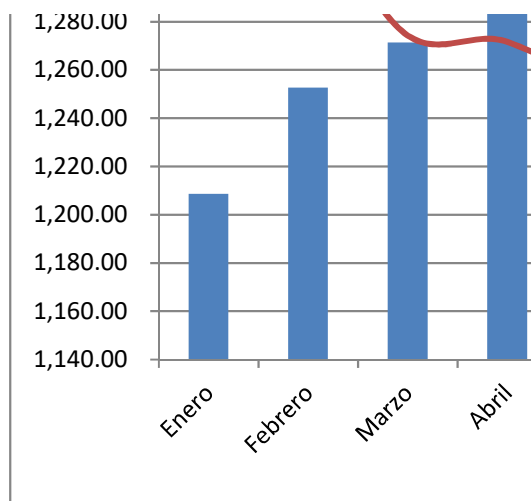
Rentabilidad Mensual de la inversion

	Enero	Febrero	Marzo
	4.9998%	3.6406%	1.4929%
	4.780	9.780	16.16
	4.154%	3.641%	1.493%
1/3/2017	1/31/2017	2/28/2017	3/31/2017
	1,208.60	1,252.60	1,271.30





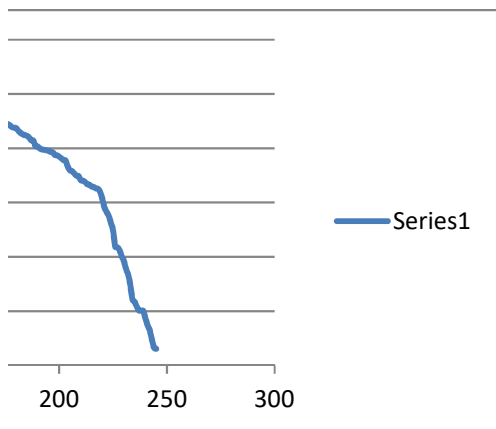
1,244.80	0.00808884
1,245.10	0.00813478
1,247.40	0.00847817
1,247.60	0.00850724
1,247.90	0.00855058
1,248.20	0.00859361
1,248.50	0.00863631
1,248.90	0.00869274
1,250.20	0.00887191
1,250.40	0.00889887
1,250.70	0.00893901
1,251.40	0.00903119
1,251.70	0.00907004
1,252.60	0.00918417
1,253.90	0.00934233
1,254.80	0.00944693
1,255.60	0.00953641
1,255.70	0.00954736
1,256.30	0.00961191
1,256.60	0.00964345
1,256.80	0.00966420
1,257.10	0.00969490
1,257.40	0.00972509
1,258.60	0.00984069
1,258.80	0.00985913
1,259.00	0.00987734
1,259.50	0.00992179
1,259.80	0.00994774
1,260.50	0.01000612
1,261.50	0.01008417
1,261.80	0.01010635
1,261.90	0.01011361
1,262.70	0.01016936
1,262.80	0.01017603
1,263.50	0.01022089
1,263.70	0.01023310
1,264.30	0.01026813
1,264.80	0.01029545
1,265.90	0.01034951
1,266.00	0.01035401
1,266.40	0.01037130
1,266.50	0.01037545
1,266.60	0.01037953
1,266.69	0.01038314
1,267.20	0.01040253
1,268.20	0.01043519
1,268.22	0.01043577
1,268.50	0.01044360
1,268.90	0.01045381
1,269.10	0.01045849
1,269.80	0.01047258
1,270.00	0.01047596
1,271.10	0.01048937
1,271.30	0.01049086
1,271.50	0.01049207
1,272.70	0.01049321
1,272.80	0.01049283
1,272.90	0.01049238
1,273.10	0.01049127



1,273.20	0.01049060
1,273.30	0.01048986
1,273.40	0.01048905
1,273.70	0.01048617
1,274.20	0.01047994
1,274.40	0.01047694
1,274.90	0.01046817
1,275.00	0.01046620
1,275.20	0.01046205
1,275.60	0.01045287
1,276.20	0.01043696
1,276.80	0.01041848
1,276.90	0.01041515
1,277.60	0.01038986
1,277.70	0.01038597
1,277.90	0.01037797
1,278.40	0.01035673
1,278.60	0.01034775
1,278.70	0.01034316
1,278.90	0.01033376
1,279.80	0.01028805
1,280.40	0.01025449
1,281.10	0.01021226
1,281.40	0.01019316
1,281.50	0.01018666
1,281.60	0.01018009
1,282.50	0.01011803
1,282.70	0.01010353
1,283.70	0.01002713
1,283.80	0.01001914
1,284.80	0.00993582
1,284.90	0.00992715
1,285.20	0.00990077
1,285.60	0.00986474
1,285.70	0.00985559
1,286.00	0.00982777
1,286.50	0.00978021
1,286.80	0.00975098
1,287.00	0.00973121
1,287.10	0.00972124
1,287.80	0.00964984
1,288.00	0.00962894
1,288.30	0.00959717
1,288.40	0.00958647
1,288.70	0.00955405
1,288.80	0.00954314
1,288.90	0.00953217
1,289.40	0.00947654
1,289.60	0.00945392
1,289.65	0.00944823
1,289.70	0.00944253
1,290.00	0.00940806
1,290.20	0.00938482
1,290.50	0.00934959
1,290.60	0.00933775
1,291.00	0.00928988
1,291.10	0.00927779
1,291.66	0.00920920
1,291.90	0.00917935

1,292.30	0.00912901
1,292.90	0.00905214
1,293.70	0.00894718
1,294.00	0.00890712
1,294.10	0.00889368
1,294.40	0.00885312
1,294.90	0.00878472
1,295.10	0.00875708
1,295.20	0.00874321
1,295.90	0.00864501
1,296.40	0.00857376
1,296.80	0.00851613
1,297.00	0.00848711
1,297.20	0.00845795
1,297.60	0.00839923
1,298.30	0.00829525
1,298.40	0.00828027
1,299.70	0.00808291
1,299.80	0.00806753
1,300.30	0.00799026
1,300.50	0.00795917
1,300.60	0.00794359
1,300.70	0.00792799
1,300.80	0.00791236
1,301.10	0.00786533
1,301.20	0.00784960
1,301.80	0.00775480
1,301.90	0.00773892
1,302.20	0.00769117
1,302.60	0.00762721
1,303.00	0.00756295
1,303.10	0.00754684
1,304.50	0.00731954
1,305.30	0.00718837
1,305.50	0.00715545
1,306.00	0.00707295
1,306.50	0.00699019
1,306.60	0.00697361
1,307.50	0.00682403
1,307.60	0.00680737
1,307.90	0.00675736
1,308.40	0.00667391
1,308.50	0.00665721
1,308.90	0.00659035
1,309.00	0.00657363
1,309.30	0.00652344
1,309.40	0.00650671
1,310.10	0.00638953
1,311.60	0.00613849
1,313.50	0.00582158
1,314.50	0.00565573
1,315.40	0.00550726
1,317.00	0.00524560
1,318.70	0.00497153
1,322.50	0.00437781
1,322.70	0.00434740
1,323.40	0.00424170
1,324.90	0.00401918
1,326.10	0.00384528

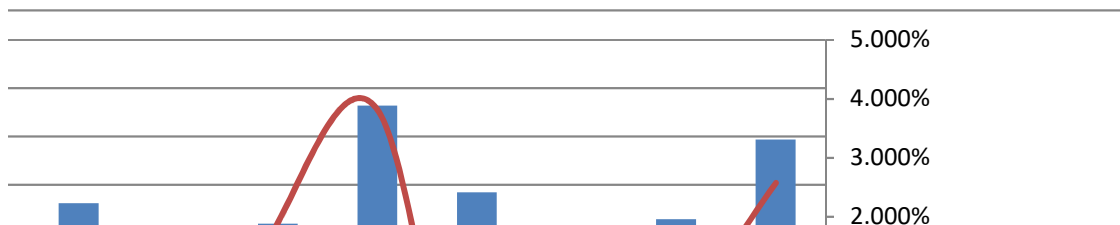
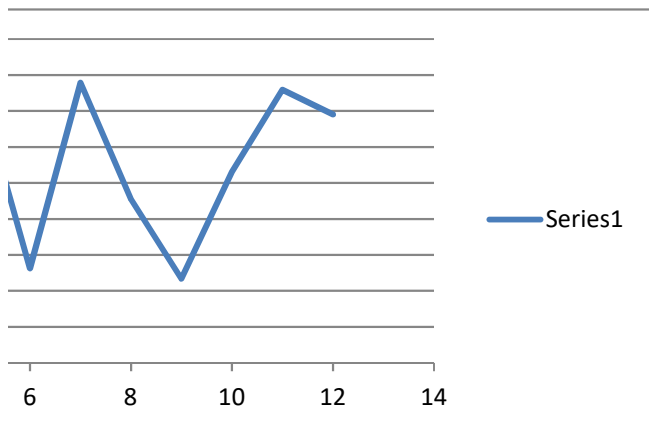
1,328.20	0.00355035
1,329.70	0.00334738
1,332.80	0.00294934
1,337.30	0.00242536
1,338.08	0.00234118
1,339.80	0.00216249
1,341.20	0.00202411
1,341.22	0.00202217
1,341.40	0.00200485
1,344.40	0.00173130
1,347.50	0.00147809
1,350.10	0.00128788
1,355.50	0.00095309
1,361.80	0.00065393
1,362.90	0.00061058



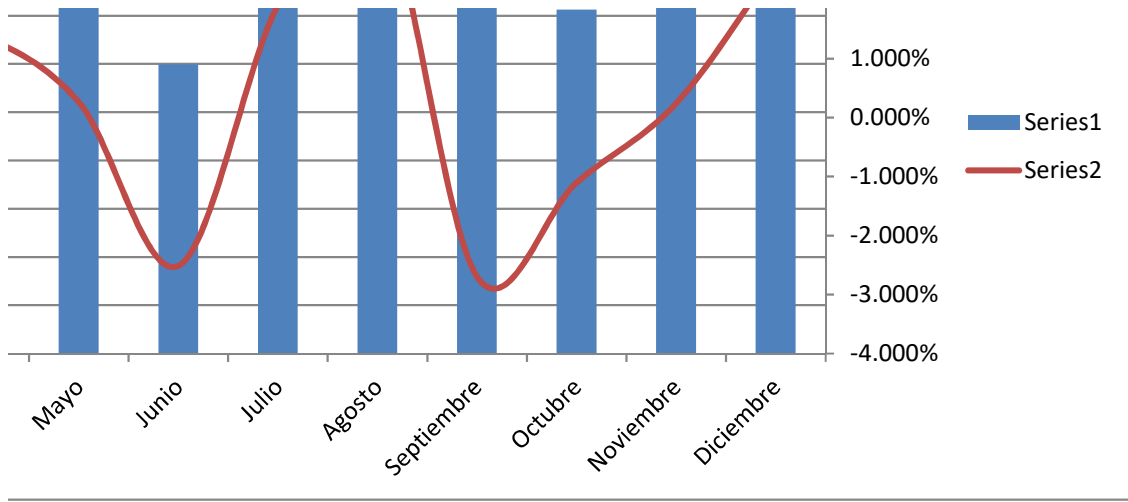
7 fue del:

promedio 0.0116675  
 desviacion estándar 0.024467402

Abril	Mayo	Junio	Julio	Agosto	Septiembre	Octubre
1.3844%	0.2638%	-2.5149%	1.9051%	3.8168%	-2.7011%	-1.1027%
16.24	15.23	5.26	15.58	9.07	4.67	10.60
1.384%	0.264%	-2.515%	1.905%	3.817%	-2.701%	-1.103%
4/28/2017	5/31/2017	6/30/2017	7/31/2017	8/31/2017	9/29/2017	10/31/2017
1,288.90	1,292.30	1,259.80	1,283.80	1,332.80	1,296.80	1,282.50













V.

**Etiquetas de fila**

USD 1,151.05  
USD 1,160.40  
USD 1,171.90  
USD 1,179.70  
USD 1,183.50  
USD 1,184.20  
USD 1,188.30  
USD 1,189.50  
USD 1,195.30  
USD 1,195.60  
USD 1,197.30  
USD 1,200.70  
USD 1,201.90  
USD 1,202.85  
USD 1,203.35  
USD 1,208.60  
USD 1,210.30  
USD 1,211.30  
USD 1,212.00  
USD 1,213.60  
USD 1,215.10  
USD 1,216.70  
USD 1,218.50  
USD 1,224.30  
USD 1,224.40  
USD 1,224.90  
USD 1,225.50  
USD 1,226.10  
USD 1,226.60  
USD 1,226.80  
USD 1,227.40  
USD 1,227.55  
USD 1,229.80  
USD 1,230.70  
USD 1,231.00  
USD 1,232.00  
USD 1,232.60  
USD 1,232.80  
USD 1,233.20  
USD 1,234.40  
USD 1,234.90  
USD 1,236.60  
USD 1,236.70  
USD 1,236.90  
USD 1,237.20  
USD 1,237.30  
USD 1,237.50  
USD 1,238.20  
USD 1,239.30  
USD 1,239.40  
USD 1,240.50  
USD 1,241.10

<b>Noviembre</b>	<b>Diciembre</b>
<b>0.2417%</b>	<b>2.5747%</b>
<b>15.18</b>	<b>13.82</b>
<b>0.242%</b>	<b>2.575%</b>
11/30/2017	12/29/2017
<b>1,285.60</b>	<b>1,318.70</b>

USD 1,243.40  
USD 1,244.80  
USD 1,245.10  
USD 1,247.40  
USD 1,247.60  
USD 1,247.90  
USD 1,248.20  
USD 1,248.50  
USD 1,248.90  
USD 1,250.20  
USD 1,250.40  
USD 1,250.70  
USD 1,251.40  
USD 1,251.70  
USD 1,252.60  
USD 1,253.90  
USD 1,254.80  
USD 1,255.60  
USD 1,255.70  
USD 1,256.30  
USD 1,256.60  
USD 1,256.80  
USD 1,257.10  
USD 1,257.40  
USD 1,258.60  
USD 1,258.80  
USD 1,259.00  
USD 1,259.50  
USD 1,259.80  
USD 1,260.50  
USD 1,261.50  
USD 1,261.80  
USD 1,261.90  
USD 1,262.70  
USD 1,262.80  
USD 1,263.50  
USD 1,263.70  
USD 1,264.30  
USD 1,264.80  
USD 1,265.90  
USD 1,266.00  
USD 1,266.40  
USD 1,266.50  
USD 1,266.60  
USD 1,266.69  
USD 1,267.20  
USD 1,268.20  
USD 1,268.22  
USD 1,268.50  
USD 1,268.90  
USD 1,269.10  
USD 1,269.80  
USD 1,270.00  
USD 1,271.10  
USD 1,271.30  
USD 1,271.50  
USD 1,272.70  
USD 1,272.80  
USD 1,272.90

USD 1,273.10  
USD 1,273.20  
USD 1,273.30  
USD 1,273.40  
USD 1,273.70  
USD 1,274.20  
USD 1,274.40  
USD 1,274.90  
USD 1,275.00  
USD 1,275.20  
USD 1,275.60  
USD 1,276.20  
USD 1,276.80  
USD 1,276.90  
USD 1,277.60  
USD 1,277.70  
USD 1,277.90  
USD 1,278.40  
USD 1,278.60  
USD 1,278.70  
USD 1,278.90  
USD 1,279.80  
USD 1,280.40  
USD 1,281.10  
USD 1,281.40  
USD 1,281.50  
USD 1,281.60  
USD 1,282.50  
USD 1,282.70  
USD 1,283.70  
USD 1,283.80  
USD 1,284.80  
USD 1,284.90  
USD 1,285.20  
USD 1,285.60  
USD 1,285.70  
USD 1,286.00  
USD 1,286.50  
USD 1,286.80  
USD 1,287.00  
USD 1,287.10  
USD 1,287.80  
USD 1,288.00  
USD 1,288.30  
USD 1,288.40  
USD 1,288.70  
USD 1,288.80  
USD 1,288.90  
USD 1,289.40  
USD 1,289.60  
USD 1,289.65  
USD 1,289.70  
USD 1,290.00  
USD 1,290.20  
USD 1,290.50  
USD 1,290.60  
USD 1,291.00  
USD 1,291.10  
USD 1,291.66

USD 1,291.90  
USD 1,292.30  
USD 1,292.90  
USD 1,293.70  
USD 1,294.00  
USD 1,294.10  
USD 1,294.40  
USD 1,294.90  
USD 1,295.10  
USD 1,295.20  
USD 1,295.90  
USD 1,296.40  
USD 1,296.80  
USD 1,297.00  
USD 1,297.20  
USD 1,297.60  
USD 1,298.30  
USD 1,298.40  
USD 1,299.70  
USD 1,299.80  
USD 1,300.30  
USD 1,300.50  
USD 1,300.60  
USD 1,300.70  
USD 1,300.80  
USD 1,301.10  
USD 1,301.20  
USD 1,301.80  
USD 1,301.90  
USD 1,302.20  
USD 1,302.60  
USD 1,303.00  
USD 1,303.10  
USD 1,304.50  
USD 1,305.30  
USD 1,305.50  
USD 1,306.00  
USD 1,306.50  
USD 1,306.60  
USD 1,307.50  
USD 1,307.60  
USD 1,307.90  
USD 1,308.40  
USD 1,308.50  
USD 1,308.90  
USD 1,309.00  
USD 1,309.30  
USD 1,309.40  
USD 1,310.10  
USD 1,311.60  
USD 1,313.50  
USD 1,314.50  
USD 1,315.40  
USD 1,317.00  
USD 1,318.70  
USD 1,322.50  
USD 1,322.70  
USD 1,323.40  
USD 1,324.90



USD 1,326.10  
USD 1,328.20  
USD 1,329.70  
USD 1,332.80  
USD 1,337.30  
USD 1,338.08  
USD 1,339.80  
USD 1,341.20  
USD 1,341.22  
USD 1,341.40  
USD 1,344.40  
USD 1,347.50  
USD 1,350.10  
USD 1,355.50  
USD 1,361.80  
USD 1,362.90  
**Total general**

**ARIABLES DE ENTRADA PARA EL ORO EN EL 2017**

<b>Cuenta de ORO</b>	<b>PROBABILIDAD</b>	<b>PROBABILIDAD A COMPLEMENTO</b>	
1	0.3788%	0.37879%	99.62121%
1	0.3788%	0.75758%	99.24242%
1	0.3788%	1.13636%	98.86364%
1	0.3788%	1.51515%	98.48485%
1	0.3788%	1.89394%	98.10606%
1	0.3788%	2.27273%	97.72727%
1	0.3788%	2.65152%	97.34848%
1	0.3788%	3.03030%	96.96970%
1	0.3788%	3.40909%	96.59091%
1	0.3788%	3.78788%	96.21212%
1	0.3788%	4.16667%	95.83333%
1	0.3788%	4.54545%	95.45455%
1	0.3788%	4.92424%	95.07576%
1	0.3788%	5.30303%	94.69697%
1	0.3788%	5.68182%	94.31818%
1	0.3788%	6.06061%	93.93939%
1	0.3788%	6.43939%	93.56061%
1	0.3788%	6.81818%	93.18182%
1	0.3788%	7.19697%	92.80303%
1	0.3788%	7.57576%	92.42424%
1	0.3788%	7.95455%	92.04545%
1	0.3788%	8.33333%	91.66667%
1	0.3788%	8.71212%	91.28788%
1	0.3788%	9.09091%	90.90909%
1	0.3788%	9.46970%	90.53030%
1	0.3788%	9.84848%	90.15152%
1	0.3788%	10.22727%	89.77273%
1	0.3788%	10.60606%	89.39394%
1	0.3788%	10.98485%	89.01515%
1	0.3788%	11.36364%	88.63636%
1	0.3788%	11.74242%	88.25758%
1	0.3788%	12.12121%	87.87879%
1	0.3788%	12.50000%	87.50000%
1	0.3788%	12.87879%	87.12121%
1	0.3788%	13.25758%	86.74242%
1	0.3788%	13.63636%	86.36364%
1	0.3788%	14.01515%	85.98485%
1	0.3788%	14.39394%	85.60606%
1	0.3788%	14.77273%	85.22727%
1	0.3788%	15.15152%	84.84848%
1	0.3788%	15.53030%	84.46970%
1	0.3788%	15.90909%	84.09091%
1	0.3788%	16.28788%	83.71212%
1	0.3788%	16.66667%	83.33333%
1	0.3788%	17.04545%	82.95455%
1	0.3788%	17.42424%	82.57576%
1	0.3788%	17.80303%	82.19697%
1	0.3788%	18.18182%	81.81818%
1	0.3788%	18.56061%	81.43939%
1	0.3788%	18.93939%	81.06061%
1	0.3788%	19.31818%	80.68182%
1	0.3788%	19.69697%	80.30303%

1	0.3788%	20.07576%	79.92424%
1	0.3788%	20.45455%	79.54545%
1	0.3788%	20.83333%	79.16667%
1	0.3788%	21.21212%	78.78788%
1	0.3788%	21.59091%	78.40909%
1	0.3788%	21.96970%	78.03030%
1	0.3788%	22.34848%	77.65152%
1	0.3788%	22.72727%	77.27273%
1	0.3788%	23.10606%	76.89394%
1	0.3788%	23.48485%	76.51515%
1	0.3788%	23.86364%	76.13636%
1	0.3788%	24.24242%	75.75758%
1	0.3788%	24.62121%	75.37879%
1	0.3788%	25.00000%	75.00000%
1	0.3788%	25.37879%	74.62121%
1	0.3788%	25.75758%	74.24242%
1	0.3788%	26.13636%	73.86364%
1	0.3788%	26.51515%	73.48485%
1	0.3788%	26.89394%	73.10606%
1	0.3788%	27.27273%	72.72727%
1	0.3788%	27.65152%	72.34848%
1	0.3788%	28.03030%	71.96970%
1	0.3788%	28.40909%	71.59091%
1	0.3788%	28.78788%	71.21212%
1	0.3788%	29.16667%	70.83333%
1	0.3788%	29.54545%	70.45455%
1	0.3788%	29.92424%	70.07576%
2	0.7576%	30.68182%	69.31818%
1	0.3788%	31.06061%	68.93939%
1	0.3788%	31.43939%	68.56061%
1	0.3788%	31.81818%	68.18182%
1	0.3788%	32.19697%	67.80303%
1	0.3788%	32.57576%	67.42424%
1	0.3788%	32.95455%	67.04545%
1	0.3788%	33.33333%	66.66667%
1	0.3788%	33.71212%	66.28788%
2	0.7576%	34.46970%	65.53030%
1	0.3788%	34.84848%	65.15152%
1	0.3788%	35.22727%	64.77273%
1	0.3788%	35.60606%	64.39394%
1	0.3788%	35.98485%	64.01515%
1	0.3788%	36.36364%	63.63636%
1	0.3788%	36.74242%	63.25758%
1	0.3788%	37.12121%	62.87879%
1	0.3788%	37.50000%	62.50000%
1	0.3788%	37.87879%	62.12121%
1	0.3788%	38.25758%	61.74242%
1	0.3788%	38.63636%	61.36364%
1	0.3788%	39.01515%	60.98485%
1	0.3788%	39.39394%	60.60606%
1	0.3788%	39.77273%	60.22727%
1	0.3788%	40.15152%	59.84848%
1	0.3788%	40.53030%	59.46970%
1	0.3788%	40.90909%	59.09091%
1	0.3788%	41.28788%	58.71212%
2	0.7576%	42.04545%	57.95455%
1	0.3788%	42.42424%	57.57576%
1	0.3788%	42.80303%	57.19697%
1	0.3788%	43.18182%	56.81818%

1	0.3788%	43.56061%	56.43939%
1	0.3788%	43.93939%	56.06061%
1	0.3788%	44.31818%	55.68182%
3	1.1364%	45.45455%	54.54545%
3	1.1364%	46.59091%	53.40909%
1	0.3788%	46.96970%	53.03030%
1	0.3788%	47.34848%	52.65152%
1	0.3788%	47.72727%	52.27273%
1	0.3788%	48.10606%	51.89394%
1	0.3788%	48.48485%	51.51515%
1	0.3788%	48.86364%	51.13636%
1	0.3788%	49.24242%	50.75758%
1	0.3788%	49.62121%	50.37879%
1	0.3788%	50.00000%	50.00000%
1	0.3788%	50.37879%	49.62121%
1	0.3788%	50.75758%	49.24242%
1	0.3788%	51.13636%	48.86364%
1	0.3788%	51.51515%	48.48485%
1	0.3788%	51.89394%	48.10606%
1	0.3788%	52.27273%	47.72727%
1	0.3788%	52.65152%	47.34848%
1	0.3788%	53.03030%	46.96970%
1	0.3788%	53.40909%	46.59091%
1	0.3788%	53.78788%	46.21212%
1	0.3788%	54.16667%	45.83333%
1	0.3788%	54.54545%	45.45455%
1	0.3788%	54.92424%	45.07576%
1	0.3788%	55.30303%	44.69697%
1	0.3788%	55.68182%	44.31818%
1	0.3788%	56.06061%	43.93939%
2	0.7576%	56.81818%	43.18182%
1	0.3788%	57.19697%	42.80303%
1	0.3788%	57.57576%	42.42424%
1	0.3788%	57.95455%	42.04545%
1	0.3788%	58.33333%	41.66667%
2	0.7576%	59.09091%	40.90909%
1	0.3788%	59.46970%	40.53030%
3	1.1364%	60.60606%	39.39394%
1	0.3788%	60.98485%	39.01515%
1	0.3788%	61.36364%	38.63636%
1	0.3788%	61.74242%	38.25758%
1	0.3788%	62.12121%	37.87879%
1	0.3788%	62.50000%	37.50000%
3	1.1364%	63.63636%	36.36364%
1	0.3788%	64.01515%	35.98485%
1	0.3788%	64.39394%	35.60606%
1	0.3788%	64.77273%	35.22727%
1	0.3788%	65.15152%	34.84848%
1	0.3788%	65.53030%	34.46970%
1	0.3788%	65.90909%	34.09091%
1	0.3788%	66.28788%	33.71212%
1	0.3788%	66.66667%	33.33333%
1	0.3788%	67.04545%	32.95455%
2	0.7576%	67.80303%	32.19697%
1	0.3788%	68.18182%	31.81818%
1	0.3788%	68.56061%	31.43939%
2	0.7576%	69.31818%	30.68182%
1	0.3788%	69.69697%	30.30303%
1	0.3788%	70.07576%	29.92424%

1	0.3788%	70.45455%	29.54545%
2	0.7576%	71.21212%	28.78788%
2	0.7576%	71.96970%	28.03030%
1	0.3788%	72.34848%	27.65152%
1	0.3788%	72.72727%	27.27273%
1	0.3788%	73.10606%	26.89394%
1	0.3788%	73.48485%	26.51515%
1	0.3788%	73.86364%	26.13636%
1	0.3788%	74.24242%	25.75758%
1	0.3788%	74.62121%	25.37879%
1	0.3788%	75.00000%	25.00000%
2	0.7576%	75.75758%	24.24242%
2	0.7576%	76.51515%	23.48485%
1	0.3788%	76.89394%	23.10606%
1	0.3788%	77.27273%	22.72727%
1	0.3788%	77.65152%	22.34848%
1	0.3788%	78.03030%	21.96970%
1	0.3788%	78.40909%	21.59091%
1	0.3788%	78.78788%	21.21212%
1	0.3788%	79.16667%	20.83333%
1	0.3788%	79.54545%	20.45455%
1	0.3788%	79.92424%	20.07576%
1	0.3788%	80.30303%	19.69697%
1	0.3788%	80.68182%	19.31818%
1	0.3788%	81.06061%	18.93939%
1	0.3788%	81.43939%	18.56061%
1	0.3788%	81.81818%	18.18182%
1	0.3788%	82.19697%	17.80303%
1	0.3788%	82.57576%	17.42424%
1	0.3788%	82.95455%	17.04545%
1	0.3788%	83.33333%	16.66667%
1	0.3788%	83.71212%	16.28788%
1	0.3788%	84.09091%	15.90909%
1	0.3788%	84.46970%	15.53030%
1	0.3788%	84.84848%	15.15152%
1	0.3788%	85.22727%	14.77273%
1	0.3788%	85.60606%	14.39394%
1	0.3788%	85.98485%	14.01515%
1	0.3788%	86.36364%	13.63636%
1	0.3788%	86.74242%	13.25758%
1	0.3788%	87.12121%	12.87879%
1	0.3788%	87.50000%	12.50000%
1	0.3788%	87.87879%	12.12121%
1	0.3788%	88.25758%	11.74242%
1	0.3788%	88.63636%	11.36364%
1	0.3788%	89.01515%	10.98485%
1	0.3788%	89.39394%	10.60606%
1	0.3788%	89.77273%	10.22727%
1	0.3788%	90.15152%	9.84848%
1	0.3788%	90.53030%	9.46970%
1	0.3788%	90.90909%	9.09091%
1	0.3788%	91.28788%	8.71212%
1	0.3788%	91.66667%	8.33333%
1	0.3788%	92.04545%	7.95455%
1	0.3788%	92.42424%	7.57576%
1	0.3788%	92.80303%	7.19697%
1	0.3788%	93.18182%	6.81818%
1	0.3788%	93.56061%	6.43939%
1	0.3788%	93.93939%	6.06061%

1	0.3788%	94.31818%	5.68182%
1	0.3788%	94.69697%	5.30303%
1	0.3788%	95.07576%	4.92424%
1	0.3788%	95.45455%	4.54545%
1	0.3788%	95.83333%	4.16667%
1	0.3788%	96.21212%	3.78788%
1	0.3788%	96.59091%	3.40909%
1	0.3788%	96.96970%	3.03030%
1	0.3788%	97.34848%	2.65152%
1	0.3788%	97.72727%	2.27273%
1	0.3788%	98.10606%	1.89394%
1	0.3788%	98.48485%	1.51515%
1	0.3788%	98.86364%	1.13636%
1	0.3788%	99.24242%	0.75758%
1	0.3788%	99.62121%	0.37879%
1	0.3788%	100.00000%	0.00000%

**ORO**

USD 1,151.05  
USD 1,160.40  
USD 1,171.90  
USD 1,179.70  
USD 1,183.50  
USD 1,184.20  
USD 1,188.30  
USD 1,189.50  
USD 1,195.30  
USD 1,195.60  
USD 1,197.30  
USD 1,200.70  
USD 1,201.90  
USD 1,202.85  
USD 1,203.35  
USD 1,208.60  
USD 1,210.30  
USD 1,211.30  
USD 1,212.00  
USD 1,213.60  
USD 1,215.10  
USD 1,216.70  
USD 1,218.50  
USD 1,224.30  
USD 1,224.40  
USD 1,224.90  
USD 1,225.50  
USD 1,226.10  
USD 1,226.60  
USD 1,226.80  
USD 1,227.40  
USD 1,227.55  
USD 1,229.80  
USD 1,230.70  
USD 1,231.00  
USD 1,232.00  
USD 1,232.60  
USD 1,232.80  
USD 1,233.20  
USD 1,234.40  
USD 1,234.90  
USD 1,236.60  
USD 1,236.70  
USD 1,236.90  
USD 1,237.20  
USD 1,237.30  
USD 1,237.50  
USD 1,238.20  
USD 1,239.30  
USD 1,239.40  
USD 1,240.50  
USD 1,241.10  
USD 1,243.40

USD 1,244.80  
USD 1,245.10  
USD 1,247.40  
USD 1,247.60  
USD 1,247.90  
USD 1,248.20  
USD 1,248.50  
USD 1,248.90  
USD 1,250.20  
USD 1,250.40  
USD 1,250.70  
USD 1,251.40  
USD 1,251.70  
USD 1,252.60  
USD 1,253.90  
USD 1,254.80  
USD 1,255.60  
USD 1,255.70  
USD 1,256.30  
USD 1,256.60  
USD 1,256.80  
USD 1,257.10  
USD 1,257.40  
USD 1,258.60  
USD 1,258.80  
USD 1,259.00  
USD 1,259.50  
USD 1,259.50  
USD 1,259.80  
USD 1,260.50  
USD 1,261.50  
USD 1,261.80  
USD 1,261.90  
USD 1,262.70  
USD 1,262.80  
USD 1,263.50  
USD 1,263.70  
USD 1,263.70  
USD 1,264.30  
USD 1,264.80  
USD 1,265.90  
USD 1,266.00  
USD 1,266.40  
USD 1,266.50  
USD 1,266.60  
USD 1,266.69  
USD 1,267.20  
USD 1,268.20  
USD 1,268.22  
USD 1,268.50  
USD 1,268.90  
USD 1,269.10  
USD 1,269.80  
USD 1,270.00  
USD 1,271.10  
USD 1,271.30  
USD 1,271.50  
USD 1,271.50  
USD 1,272.70



USD 1,272.80  
USD 1,272.90  
USD 1,273.10  
USD 1,273.20  
USD 1,273.30  
USD 1,273.40  
USD 1,273.40  
USD 1,273.40  
USD 1,273.70  
USD 1,273.70  
USD 1,273.70  
USD 1,273.70  
USD 1,274.20  
USD 1,274.40  
USD 1,274.90  
USD 1,275.00  
USD 1,275.20  
USD 1,275.60  
USD 1,276.20  
USD 1,276.80  
USD 1,276.90  
USD 1,277.60  
USD 1,277.70  
USD 1,277.90  
USD 1,278.40  
USD 1,278.60  
USD 1,278.70  
USD 1,278.90  
USD 1,279.80  
USD 1,280.40  
USD 1,281.10  
USD 1,281.40  
USD 1,281.50  
USD 1,281.60  
USD 1,282.50  
USD 1,282.70  
USD 1,283.70  
USD 1,283.80  
USD 1,283.80  
USD 1,284.80  
USD 1,284.90  
USD 1,285.20  
USD 1,285.60  
USD 1,285.70  
USD 1,285.70  
USD 1,286.00  
USD 1,286.50  
USD 1,286.50  
USD 1,286.50  
USD 1,286.80  
USD 1,287.00  
USD 1,287.10  
USD 1,287.80  
USD 1,288.00  
USD 1,288.30  
USD 1,288.30  
USD 1,288.30  
USD 1,288.40  
USD 1,288.70  
USD 1,288.80

USD 1,288.90  
USD 1,289.40  
USD 1,289.60  
**USD 1,289.65**  
USD 1,289.70  
USD 1,290.00  
**USD 1,290.20**  
USD 1,290.20  
**USD 1,290.50**  
**USD 1,290.60**  
USD 1,291.00  
USD 1,291.00  
USD 1,291.10  
**USD 1,291.66**  
USD 1,291.90  
USD 1,292.30  
**USD 1,292.30**  
USD 1,292.90  
USD 1,292.90  
USD 1,293.70  
USD 1,294.00  
**USD 1,294.10**  
USD 1,294.40  
USD 1,294.90  
**USD 1,295.10**  
**USD 1,295.20**  
USD 1,295.90  
**USD 1,296.40**  
USD 1,296.40  
**USD 1,296.80**  
USD 1,296.80  
USD 1,297.00  
USD 1,297.20  
**USD 1,297.60**  
USD 1,298.30  
**USD 1,298.40**  
USD 1,299.70  
**USD 1,299.80**  
USD 1,300.30  
USD 1,300.50  
USD 1,300.60  
USD 1,300.70  
USD 1,300.80  
**USD 1,301.10**  
**USD 1,301.20**  
**USD 1,301.80**  
USD 1,301.90  
**USD 1,302.20**  
**USD 1,302.60**  
USD 1,303.00  
USD 1,303.10  
USD 1,304.50  
USD 1,305.30  
USD 1,305.50  
USD 1,306.00  
USD 1,306.50  
**USD 1,306.60**  
USD 1,307.50  
USD 1,307.60

USD 1,307.90  
USD 1,308.40  
USD 1,308.50  
USD 1,308.90  
USD 1,309.00  
USD 1,309.30  
USD 1,309.40  
USD 1,310.10  
USD 1,311.60  
USD 1,313.50  
USD 1,314.50  
USD 1,315.40  
USD 1,317.00  
USD 1,318.70  
USD 1,322.50  
USD 1,322.70  
USD 1,323.40  
USD 1,324.90  
USD 1,326.10  
USD 1,328.20  
USD 1,329.70  
USD 1,332.80  
USD 1,337.30  
USD 1,338.08  
USD 1,339.80  
USD 1,341.20  
USD 1,341.22  
USD 1,341.40  
USD 1,344.40  
USD 1,347.50  
USD 1,350.10  
USD 1,355.50  
USD 1,361.80  
USD 1,362.90

cobre - May 2018 (HGK8)

Maximo Precio 3,286.00 Minimo 2,481.00 Diferencia 805.00 Promedio 2,805.93 COBRE

Fecha	Último	RENDIMIENTO	VOLATILIDAD DIARIA	VOLATILIDAD ANUAL	VARIACION
1/2/2017	USD 2,513.00				
1/3/2017	USD 2,481.00	-1.28%			↓ - 1.27
1/4/2017	USD 2,548.00	2.66%	2.79%	45.25%	↑ 2.70
1/5/2017	USD 2,530.00	-0.71%	2.13%	34.58%	→ - 0.71
1/6/2017	USD 2,538.00	0.32%	1.74%	28.25%	→ 0.32
1/9/2017	USD 2,530.00	-0.32%	1.53%	24.80%	→ - 0.32
1/10/2017	USD 2,603.00	2.84%	1.76%	28.53%	↑ 2.89
1/11/2017	USD 2,601.00	-0.08%	1.63%	26.36%	→ - 0.08
1/12/2017	USD 2,660.00	2.24%	1.63%	26.39%	→ 2.27
1/13/2017	USD 2,680.00	0.75%	1.52%	24.68%	→ 0.75
1/15/2017	USD 2,705.00	0.93%	1.44%	23.30%	→ 0.93
1/16/2017	USD 2,662.00	-1.60%	1.53%	24.89%	↓ - 1.59
1/17/2017	USD 2,616.00	-1.74%	1.60%	25.99%	↓ - 1.73
1/18/2017	USD 2,608.00	-0.31%	1.54%	25.05%	→ - 0.31
1/19/2017	USD 2,602.00	-0.23%	1.49%	24.17%	→ - 0.23
1/20/2017	USD 2,617.00	0.57%	1.44%	23.33%	→ 0.58
1/23/2017	USD 2,639.00	0.84%	1.40%	22.66%	→ 0.84
1/24/2017	USD 2,700.00	2.29%	1.44%	23.28%	→ 2.31
1/25/2017	USD 2,703.00	0.11%	1.39%	22.62%	→ 0.11
1/26/2017	USD 2,666.00	-1.38%	1.42%	22.96%	↓ - 1.37
1/27/2017	USD 2,680.00	0.52%	1.38%	22.36%	→ 0.53
1/30/2017	USD 2,647.00	-1.24%	1.39%	22.48%	↓ - 1.23
1/31/2017	USD 2,721.00	2.76%	1.45%	23.59%	↑ 2.80
2/1/2017	USD 2,704.00	-0.63%	1.44%	23.29%	→ - 0.62
2/2/2017	USD 2,678.00	-0.97%	1.43%	23.17%	→ - 0.96
2/3/2017	USD 2,610.00	-2.57%	1.51%	24.48%	↓ - 2.54
2/6/2017	USD 2,646.00	1.37%	1.50%	24.30%	→ 1.38
2/7/2017	USD 2,626.00	-0.76%	1.48%	24.01%	→ - 0.76
2/8/2017	USD 2,660.00	1.29%	1.47%	23.81%	→ 1.29
2/9/2017	USD 2,648.00	-0.45%	1.45%	23.47%	→ - 0.45
2/10/2017	USD 2,762.00	4.22%	1.60%	25.97%	↑ 4.31
2/13/2017	USD 2,776.00	0.51%	1.57%	25.54%	→ 0.51
2/14/2017	USD 2,731.00	-1.63%	1.59%	25.74%	↓ - 1.62
2/15/2017	USD 2,736.00	0.18%	1.56%	25.34%	→ 0.18
2/16/2017	USD 2,716.00	-0.73%	1.55%	25.10%	→ - 0.73
2/17/2017	USD 2,705.00	-0.41%	1.53%	24.79%	→ - 0.41
2/19/2017	USD 2,710.00	0.18%	1.51%	24.44%	→ 0.18
2/20/2017	USD 2,750.00	1.47%	1.50%	24.33%	→ 1.48
2/21/2017	USD 2,745.00	-0.18%	1.48%	24.02%	→ - 0.18
2/22/2017	USD 2,732.00	-0.47%	1.47%	23.77%	→ - 0.47
2/23/2017	USD 2,643.00	-3.31%	1.55%	25.15%	↓ - 3.26
2/24/2017	USD 2,680.00	1.39%	1.54%	25.04%	→ 1.40
2/27/2017	USD 2,688.00	0.30%	1.53%	24.73%	→ 0.30
2/28/2017	USD 2,704.00	0.59%	1.51%	24.46%	→ 0.60
3/1/2017	USD 2,727.00	0.85%	1.49%	24.23%	→ 0.85
3/2/2017	USD 2,679.00	-1.78%	1.51%	24.42%	↓ - 1.76
3/3/2017	USD 2,687.00	0.30%	1.49%	24.15%	→ 0.30
3/6/2017	USD 2,643.00	-1.65%	1.50%	24.26%	↓ - 1.64
3/7/2017	USD 2,610.00	-1.26%	1.49%	24.21%	↓ - 1.25
3/8/2017	USD 2,592.00	-0.69%	1.48%	24.02%	→ - 0.69
3/9/2017	USD 2,570.00	-0.85%	1.47%	23.87%	→ - 0.85
3/10/2017	USD 2,587.00	0.66%	1.46%	23.67%	→ 0.66
3/13/2017	USD 2,616.00	1.11%	1.45%	23.56%	→ 1.12
3/14/2017	USD 2,624.00	0.31%	1.44%	23.34%	→ 0.31

5.  
4.  
3.  
2.  
1.  
0.  
1

3/15/2017	USD 2,646.00	0.83%	1.43%	23.18%	↗	0.84
3/16/2017	USD 2,666.00	0.75%	1.42%	23.00%	↗	0.76
3/17/2017	USD 2,679.00	0.49%	1.41%	22.81%	→	0.49
3/20/2017	USD 2,655.00	-0.90%	1.40%	22.71%	→-	0.90
3/21/2017	USD 2,610.00	-1.71%	1.41%	22.84%	↘-	1.69
3/22/2017	USD 2,622.00	0.46%	1.40%	22.65%	→	0.46
3/23/2017	USD 2,636.00	0.53%	1.39%	22.48%	→	0.53
3/24/2017	USD 2,623.00	-0.49%	1.38%	22.32%	→-	0.49
3/27/2017	USD 2,625.00	0.08%	1.37%	22.14%	→	0.08
3/28/2017	USD 2,669.00	1.66%	1.37%	22.20%	↗	1.68
3/29/2017	USD 2,670.00	0.04%	1.36%	22.02%	→	0.04
3/30/2017	USD 2,665.00	-0.19%	1.35%	21.86%	→-	0.19
3/31/2017	USD 2,647.00	-0.68%	1.34%	21.74%	→-	0.68
4/3/2017	USD 2,598.00	-1.87%	1.35%	21.92%	↘-	1.85
4/4/2017	USD 2,606.00	0.31%	1.34%	21.76%	→	0.31
4/5/2017	USD 2,675.00	2.61%	1.37%	22.17%	↑	2.65
4/6/2017	USD 2,655.00	-0.75%	1.36%	22.07%	→-	0.75
4/7/2017	USD 2,645.00	-0.38%	1.35%	21.93%	→-	0.38
4/10/2017	USD 2,602.00	-1.64%	1.36%	22.02%	↘-	1.63
4/11/2017	USD 2,606.00	0.15%	1.35%	21.87%	→	0.15
4/12/2017	USD 2,544.00	-2.41%	1.37%	22.21%	↘-	2.38
4/13/2017	USD 2,570.00	1.02%	1.36%	22.14%	↗	1.02
4/17/2017	USD 2,595.00	0.97%	1.36%	22.06%	↗	0.97
4/18/2017	USD 2,529.00	-2.58%	1.38%	22.44%	↘-	2.54
4/19/2017	USD 2,534.00	0.20%	1.37%	22.30%	→	0.20
4/20/2017	USD 2,541.00	0.28%	1.37%	22.16%	→	0.28
4/21/2017	USD 2,537.00	-0.16%	1.36%	22.02%	→-	0.16
4/24/2017	USD 2,554.00	0.67%	1.35%	21.91%	→	0.67
4/25/2017	USD 2,582.00	1.09%	1.35%	21.86%	↗	1.10
4/26/2017	USD 2,591.00	0.35%	1.34%	21.73%	→	0.35
4/27/2017	USD 2,580.00	-0.43%	1.33%	21.62%	→-	0.42
4/28/2017	USD 2,596.00	0.62%	1.33%	21.51%	→	0.62
5/1/2017	USD 2,650.00	2.06%	1.34%	21.68%	↗	2.08
5/2/2017	USD 2,625.00	-0.95%	1.33%	21.62%	→-	0.94
5/3/2017	USD 2,533.00	-3.57%	1.38%	22.39%	↓-	3.50
5/4/2017	USD 2,502.00	-1.23%	1.38%	22.36%	↘-	1.22
5/5/2017	USD 2,519.00	0.68%	1.37%	22.27%	→	0.68
5/8/2017	USD 2,486.00	-1.32%	1.37%	22.26%	↘-	1.31
5/9/2017	USD 2,490.00	0.16%	1.37%	22.14%	→	0.16
5/10/2017	USD 2,487.00	-0.12%	1.36%	22.02%	→-	0.12
5/11/2017	USD 2,501.00	0.56%	1.35%	21.92%	→	0.56
5/12/2017	USD 2,518.00	0.68%	1.35%	21.83%	→	0.68
5/15/2017	USD 2,533.00	0.59%	1.34%	21.74%	→	0.60
5/16/2017	USD 2,545.00	0.47%	1.33%	21.64%	→	0.47
5/17/2017	USD 2,542.00	-0.12%	1.33%	21.53%	→-	0.12
5/18/2017	USD 2,526.00	-0.63%	1.32%	21.44%	→-	0.63
5/19/2017	USD 2,574.00	1.88%	1.33%	21.55%	↗	1.90
5/22/2017	USD 2,589.00	0.58%	1.32%	21.46%	→	0.58
5/23/2017	USD 2,591.00	0.08%	1.32%	21.36%	→	0.08
5/24/2017	USD 2,578.00	-0.50%	1.31%	21.27%	→-	0.50
5/25/2017	USD 2,592.00	0.54%	1.31%	21.18%	→	0.54
5/26/2017	USD 2,559.00	-1.28%	1.31%	21.18%	↘-	1.27
5/28/2017	USD 2,571.00	0.47%	1.30%	21.09%	→	0.47
5/29/2017	USD 2,565.00	-0.23%	1.29%	20.99%	→-	0.23
5/30/2017	USD 2,561.00	-0.16%	1.29%	20.90%	→-	0.16
5/31/2017	USD 2,577.00	0.62%	1.28%	20.82%	→	0.62
6/1/2017	USD 2,584.00	0.27%	1.28%	20.73%	→	0.27
6/2/2017	USD 2,571.00	-0.50%	1.27%	20.65%	→-	0.50
6/5/2017	USD 2,554.00	-0.66%	1.27%	20.59%	→-	0.66

- 1.
- 2.
- 3.
- 4.
- 5.
- 6.

6/6/2017	USD 2,545.00	-0.35%	1.26%	20.50%	→-	0.35
6/7/2017	USD 2,549.00	0.16%	1.26%	20.41%	→	0.16
6/8/2017	USD 2,607.00	2.25%	1.27%	20.60%	↗	2.28
6/9/2017	USD 2,646.00	1.48%	1.27%	20.63%	↗	1.50
6/12/2017	USD 2,612.00	-1.29%	1.27%	20.64%	↘-	1.28
6/13/2017	USD 2,593.00	-0.73%	1.27%	20.58%	→-	0.73
6/14/2017	USD 2,571.00	-0.85%	1.27%	20.53%	→-	0.85
6/15/2017	USD 2,564.00	-0.27%	1.26%	20.45%	→-	0.27
6/16/2017	USD 2,562.00	-0.08%	1.26%	20.37%	→-	0.08
6/19/2017	USD 2,590.00	1.09%	1.25%	20.34%	↗	1.09
6/20/2017	USD 2,555.00	-1.36%	1.26%	20.36%	↘-	1.35
6/21/2017	USD 2,602.00	1.82%	1.26%	20.45%	↗	1.84
6/22/2017	USD 2,598.00	-0.15%	1.26%	20.37%	→-	0.15
6/23/2017	USD 2,623.00	0.96%	1.25%	20.33%	↗	0.96
6/26/2017	USD 2,625.00	0.08%	1.25%	20.25%	→	0.08
6/27/2017	USD 2,647.00	0.83%	1.25%	20.20%	↗	0.84
6/28/2017	USD 2,662.00	0.57%	1.24%	20.14%	→	0.57
6/29/2017	USD 2,683.00	0.79%	1.24%	20.09%	↗	0.79
6/30/2017	USD 2,699.00	0.59%	1.23%	20.02%	→	0.60
7/3/2017	USD 2,681.00	-0.67%	1.23%	19.97%	→-	0.67
7/4/2017	USD 2,683.00	0.07%	1.23%	19.90%	→	0.07
7/5/2017	USD 2,649.00	-1.28%	1.23%	19.91%	↘-	1.27
7/6/2017	USD 2,651.00	0.08%	1.22%	19.84%	→	0.08
7/7/2017	USD 2,638.00	-0.49%	1.22%	19.78%	→-	0.49
7/10/2017	USD 2,639.00	0.04%	1.21%	19.70%	→	0.04
7/11/2017	USD 2,664.00	0.94%	1.21%	19.67%	↗	0.95
7/12/2017	USD 2,677.00	0.49%	1.21%	19.61%	→	0.49
7/13/2017	USD 2,655.00	-0.83%	1.21%	19.57%	→-	0.82
7/14/2017	USD 2,684.00	1.09%	1.21%	19.56%	↗	1.09
7/17/2017	USD 2,717.00	1.22%	1.21%	19.55%	↗	1.23
7/18/2017	USD 2,724.00	0.26%	1.20%	19.49%	→	0.26
7/19/2017	USD 2,703.00	-0.77%	1.20%	19.45%	→-	0.77
7/20/2017	USD 2,708.00	0.18%	1.20%	19.38%	→	0.18
7/21/2017	USD 2,715.00	0.26%	1.19%	19.32%	→	0.26
7/24/2017	USD 2,729.00	0.51%	1.19%	19.26%	→	0.52
7/25/2017	USD 2,841.00	4.02%	1.23%	19.91%	↑	4.10
7/26/2017	USD 2,869.00	0.98%	1.23%	19.88%	↗	0.99
7/27/2017	USD 2,874.00	0.17%	1.22%	19.81%	→	0.17
7/28/2017	USD 2,870.00	-0.14%	1.22%	19.75%	→-	0.14
7/31/2017	USD 2,888.00	0.63%	1.21%	19.70%	→	0.63
8/1/2017	USD 2,879.00	-0.31%	1.21%	19.64%	→-	0.31
8/2/2017	USD 2,882.00	0.10%	1.21%	19.57%	→	0.10
8/3/2017	USD 2,877.00	-0.17%	1.20%	19.51%	→-	0.17
8/4/2017	USD 2,885.00	0.28%	1.20%	19.45%	→	0.28
8/7/2017	USD 2,908.00	0.79%	1.20%	19.41%	↗	0.80
8/8/2017	USD 2,942.00	1.16%	1.20%	19.40%	↗	1.17
8/9/2017	USD 2,930.00	-0.41%	1.19%	19.35%	→-	0.41
8/10/2017	USD 2,906.00	-0.82%	1.19%	19.32%	→-	0.82
8/11/2017	USD 2,914.00	0.27%	1.19%	19.26%	→	0.28
8/14/2017	USD 2,906.00	-0.27%	1.18%	19.21%	→-	0.27
8/15/2017	USD 2,885.00	-0.73%	1.18%	19.18%	→-	0.72
8/16/2017	USD 2,954.00	2.36%	1.19%	19.34%	↗	2.39
8/17/2017	USD 2,938.00	-0.54%	1.19%	19.29%	→-	0.54
8/18/2017	USD 2,941.00	0.10%	1.19%	19.24%	→	0.10
8/21/2017	USD 2,981.00	1.35%	1.19%	19.24%	↗	1.36
8/22/2017	USD 2,986.00	0.17%	1.18%	19.18%	→	0.17
8/23/2017	USD 2,981.00	-0.17%	1.18%	19.13%	→-	0.17
8/24/2017	USD 3,034.00	1.76%	1.18%	19.19%	↗	1.78
8/25/2017	USD 3,033.00	-0.03%	1.18%	19.13%	→-	0.03

8/28/2017	USD 3,065.00	1.05%	1.18%	19.11%	↗	1.06
8/29/2017	USD 3,081.00	0.52%	1.18%	19.06%	→	0.52
8/30/2017	USD 3,064.00	-0.55%	1.17%	19.02%	→-	0.55
8/31/2017	USD 3,079.00	0.49%	1.17%	18.97%	→	0.49
9/1/2017	USD 3,098.00	0.62%	1.17%	18.93%	→	0.62
9/3/2017	USD 3,137.00	1.25%	1.17%	18.93%	↗	1.26
9/4/2017	USD 3,154.00	0.54%	1.16%	18.88%	→	0.54
9/5/2017	USD 3,107.00	-1.50%	1.17%	18.93%	↘-	1.49
9/6/2017	USD 3,131.00	0.77%	1.16%	18.89%	↗	0.77
9/7/2017	USD 3,123.00	-0.26%	1.16%	18.85%	→-	0.26
9/8/2017	USD 3,022.00	-3.29%	1.19%	19.23%	↓-	3.23
9/11/2017	USD 3,046.00	0.79%	1.18%	19.20%	↗	0.79
9/12/2017	USD 3,015.00	-1.02%	1.18%	19.19%	→-	1.02
9/13/2017	USD 2,961.00	-1.81%	1.19%	19.28%	↘-	1.79
9/14/2017	USD 2,937.00	-0.81%	1.19%	19.25%	→-	0.81
9/15/2017	USD 2,928.00	-0.31%	1.18%	19.21%	→-	0.31
9/18/2017	USD 2,949.00	0.71%	1.18%	19.17%	→	0.72
9/19/2017	USD 2,950.00	0.03%	1.18%	19.12%	→	0.03
9/20/2017	USD 2,950.00	0.00%	1.18%	19.07%	→	-
9/21/2017	USD 2,914.00	-1.23%	1.18%	19.08%	↘-	1.22
9/22/2017	USD 2,925.00	0.38%	1.17%	19.03%	→	0.38
9/25/2017	USD 2,917.00	-0.27%	1.17%	18.99%	→-	0.27
9/26/2017	USD 2,897.00	-0.69%	1.17%	18.96%	→-	0.69
9/27/2017	USD 2,911.00	0.48%	1.17%	18.92%	→	0.48
9/28/2017	USD 2,962.00	1.74%	1.17%	18.97%	↗	1.75
9/29/2017	USD 2,938.00	-0.81%	1.17%	18.95%	→-	0.81
10/2/2017	USD 2,939.00	0.03%	1.17%	18.90%	→	0.03
10/3/2017	USD 2,949.00	0.34%	1.16%	18.85%	→	0.34
10/4/2017	USD 2,945.00	-0.14%	1.16%	18.81%	→-	0.14
10/5/2017	USD 3,031.00	2.88%	1.17%	19.03%	↑	2.92
10/6/2017	USD 3,014.00	-0.56%	1.17%	19.00%	→-	0.56
10/9/2017	USD 3,017.00	0.10%	1.17%	18.95%	→	0.10
10/10/2017	USD 3,046.00	0.96%	1.17%	18.93%	↗	0.96
10/11/2017	USD 3,080.00	1.11%	1.17%	18.92%	↗	1.12
10/12/2017	USD 3,104.00	0.78%	1.16%	18.89%	↗	0.78
10/13/2017	USD 3,119.00	0.48%	1.16%	18.85%	→	0.48
10/16/2017	USD 3,224.00	3.31%	1.18%	19.15%	↑	3.37
10/17/2017	USD 3,180.00	-1.37%	1.18%	19.17%	↘-	1.36
10/18/2017	USD 3,163.00	-0.54%	1.18%	19.14%	→-	0.53
10/19/2017	USD 3,153.00	-0.32%	1.18%	19.10%	→-	0.32
10/20/2017	USD 3,151.00	-0.06%	1.18%	19.06%	→-	0.06
10/23/2017	USD 3,174.00	0.73%	1.17%	19.02%	↗	0.73
10/24/2017	USD 3,187.00	0.41%	1.17%	18.98%	→	0.41
10/25/2017	USD 3,171.00	-0.50%	1.17%	18.95%	→-	0.50
10/26/2017	USD 3,167.00	-0.13%	1.17%	18.91%	→-	0.13
10/27/2017	USD 3,094.00	-2.33%	1.17%	19.05%	↘-	2.31
10/30/2017	USD 3,102.00	0.26%	1.17%	19.01%	→	0.26
10/31/2017	USD 3,092.00	-0.32%	1.17%	18.97%	→-	0.32
11/1/2017	USD 3,133.00	1.32%	1.17%	18.98%	↗	1.33
11/2/2017	USD 3,135.00	0.06%	1.17%	18.93%	→	0.06
11/3/2017	USD 3,111.00	-0.77%	1.17%	18.91%	→-	0.77
11/6/2017	USD 3,151.00	1.28%	1.17%	18.92%	↗	1.29
11/7/2017	USD 3,083.00	-2.18%	1.17%	19.03%	↘-	2.16
11/8/2017	USD 3,093.00	0.32%	1.17%	18.99%	→	0.32
11/9/2017	USD 3,080.00	-0.42%	1.17%	18.96%	→-	0.42
11/10/2017	USD 3,070.00	-0.33%	1.17%	18.92%	→-	0.32
11/13/2017	USD 3,111.00	1.33%	1.17%	18.93%	↗	1.34
11/14/2017	USD 3,060.00	-1.65%	1.17%	18.98%	↘-	1.64
11/15/2017	USD 3,049.00	-0.36%	1.17%	18.94%	→-	0.36

11/16/2017	USD 3,043.00	-0.20%	1.17%	18.90%	⇒ -	0.20
11/17/2017	USD 3,062.00	0.62%	1.16%	18.87%	⇒	0.62
11/20/2017	USD 3,091.00	0.94%	1.16%	18.85%	⇒	0.95
11/21/2017	USD 3,126.00	1.13%	1.16%	18.84%	⇒	1.13
11/22/2017	USD 3,135.00	0.29%	1.16%	18.81%	⇒	0.29
11/23/2017	USD 3,150.00	0.48%	1.16%	18.77%	⇒	0.48
11/24/2017	USD 3,166.00	0.51%	1.16%	18.74%	⇒	0.51
11/27/2017	USD 3,132.00	-1.08%	1.16%	18.74%	⇒ -	1.07
11/28/2017	USD 3,071.00	-1.97%	1.16%	18.82%	⇒ -	1.95
11/29/2017	USD 3,040.00	-1.01%	1.16%	18.82%	⇒ -	1.01
11/30/2017	USD 3,037.00	-0.10%	1.16%	18.78%	⇒ -	0.10
12/1/2017	USD 3,066.00	0.95%	1.16%	18.76%	⇒	0.95
12/4/2017	USD 3,063.00	-0.10%	1.15%	18.72%	⇒ -	0.10
12/5/2017	USD 2,921.00	-4.75%	1.19%	19.35%	↓ -	4.64
12/6/2017	USD 2,937.00	0.55%	1.19%	19.31%	⇒	0.55
12/7/2017	USD 2,941.00	0.14%	1.19%	19.27%	⇒	0.14
12/8/2017	USD 2,955.00	0.47%	1.19%	19.24%	⇒	0.48
12/11/2017	USD 2,988.00	1.11%	1.19%	19.23%	⇒	1.12
12/12/2017	USD 2,999.00	0.37%	1.18%	19.19%	⇒	0.37
12/13/2017	USD 3,030.00	1.03%	1.18%	19.18%	⇒	1.03
12/14/2017	USD 3,049.00	0.63%	1.18%	19.15%	⇒	0.63
12/15/2017	USD 3,110.00	1.98%	1.18%	19.21%	⇒	2.00
12/18/2017	USD 3,122.00	0.39%	1.18%	19.18%	⇒	0.39
12/19/2017	USD 3,127.00	0.16%	1.18%	19.14%	⇒	0.16
12/20/2017	USD 3,171.00	1.40%	1.18%	19.15%	⇒	1.41
12/21/2017	USD 3,195.00	0.75%	1.18%	19.12%	⇒	0.76
12/22/2017	USD 3,215.00	0.62%	1.18%	19.09%	⇒	0.63
12/25/2017	USD 3,235.00	0.62%	1.18%	19.06%	⇒	0.62
12/26/2017	USD 3,256.00	0.65%	1.17%	19.03%	⇒	0.65
12/27/2017	USD 3,257.00	0.03%	1.17%	19.00%	⇒	0.03
12/28/2017	USD 3,286.00	0.89%	1.17%	18.98%	⇒	0.89
12/29/2017	USD 3,280.00	-0.18%	1.17%	18.94%	⇒ -	0.18



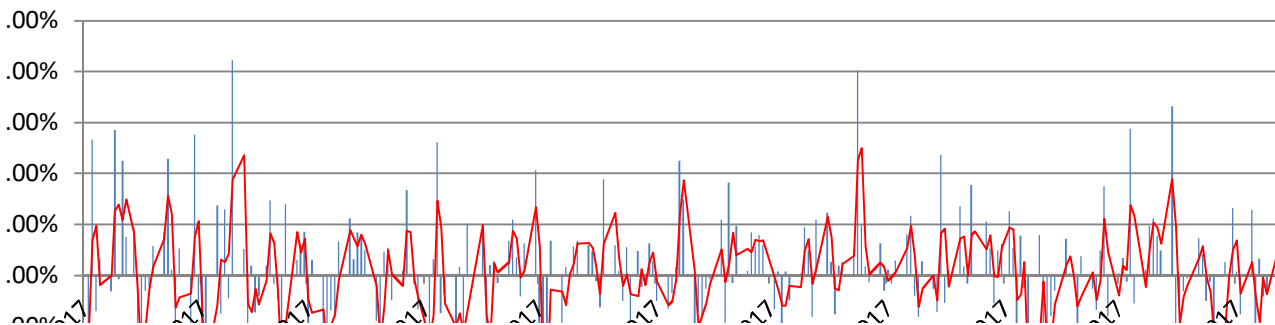
RIESGO		
NIVEL DE CONFIANZA (0% - 99%)	95%	
VaR	USD 2,533.00	nivel maximo de perdida anual
VaR - %	90%	nivel porcentual maximo de perdida anual

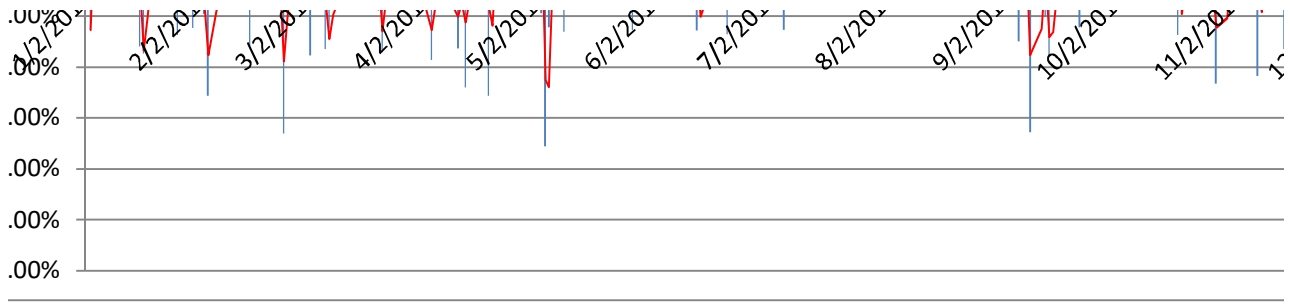
Riesgo Mensual			
MES	Media	VaR	VaR - %
Enero	USD 2,619.57	USD 2,514.70	96%
Febrero	USD 2,697.62	USD 2,626.00	97%
Marzo	USD 2,641.22	USD 2,587.50	98%
Abril	USD 2,586.32	USD 2,533.50	98%
Mayo	USD 2,550.58	USD 2,487.45	98%
Junio	USD 2,601.91	USD 2,549.25	98%
Julio	USD 2,726.62	USD 2,639.00	97%
Agosto	USD 2,958.74	USD 2,879.30	97%
Septiembre	USD 2,998.73	USD 2,911.15	97%
Octubre	USD 3,095.55	USD 2,945.20	95%
Noviembre	USD 3,096.77	USD 3,040.15	98%
Diciembre	USD 3,104.90	USD 2,937.00	95%

COBRE	
Media	2805.931559
Error típico	13.90631543
Mediana	2705
Moda	2571
Desviación estándar	225.522538
Varianza de la muestra	50860.41515
Curtosis	-1.304551903
Coficiente de asimetría	0.397900263
Rango	805
Mínimo	2481
Máximo	3286
Suma	737960
Cuenta	263

volatilidad acumulada anual **18.94%**  
Promedio de Volatilidad en la retabilidad del Cobre diaria **1.17%**

## Rentabilidad en el Cobre









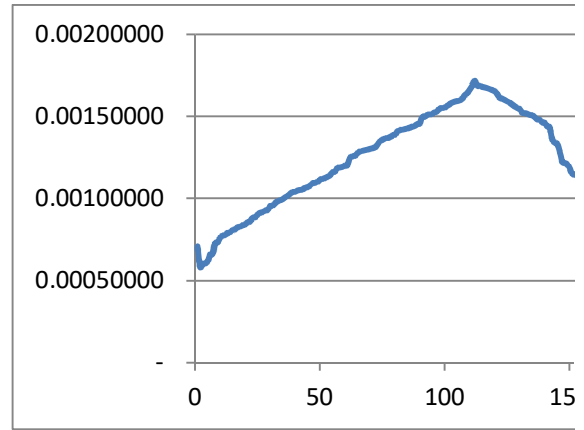


Frecuencia rango

COBRE

2,513	0.00070658
2,481	0.00058186
2,486	0.00060055
2,487	0.00060432
2,490	0.00061572
2,501	0.00065842
2,502	0.00066238
2,518	0.00072709
2,519	0.00073122
2,526	0.00076041
2,529	0.00077306
2,530	0.00077730
2,533	0.00079005
2,534	0.00079432
2,537	0.00080717
2,538	0.00081147
2,541	0.00082441
2,542	0.00082874
2,544	0.00083742
2,545	0.00084177
2,548	0.00085487
2,549	0.00085924
2,554	0.00088122
2,555	0.00088563
2,559	0.00090334
2,561	0.00091222
2,562	0.00091667
2,564	0.00092558
2,565	0.00093004
2,570	0.00095241
2,571	0.00095689
2,574	0.00097036
2,577	0.00098385
2,578	0.00098835
2,580	0.00099736
2,582	0.00100638
2,584	0.00101541
2,587	0.00102895
2,589	0.00103798
2,590	0.00104250
2,591	0.00104702
2,592	0.00105153
2,593	0.00105605
2,595	0.00106508
2,596	0.00106959
2,598	0.00107862
2,601	0.00109215
2,602	0.00109666
2,603	0.00110116
2,606	0.00111466
2,607	0.00111916
2,608	0.00112365
2,610	0.00113263

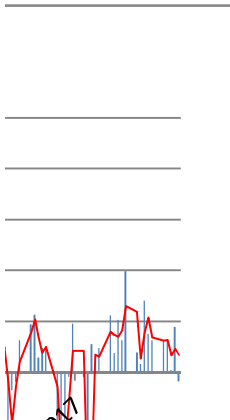
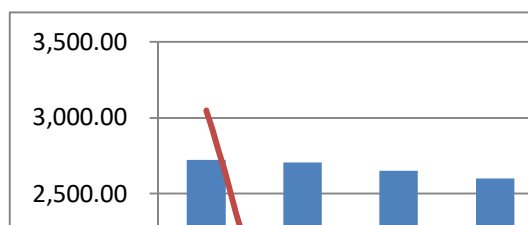
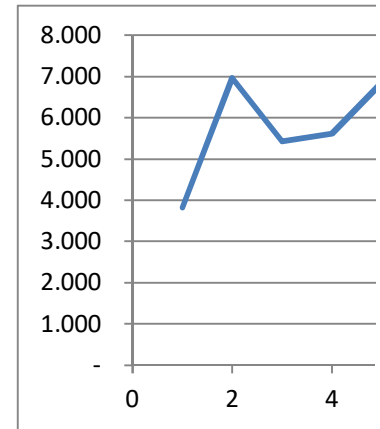
promedio 2,822  
 desviacion están 231.4564216

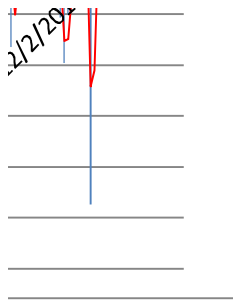


La rentabilidad de la inversion en Cobre durante el  
 30.5213% Variacion porcentual  
 2.2445% Rentabilidad

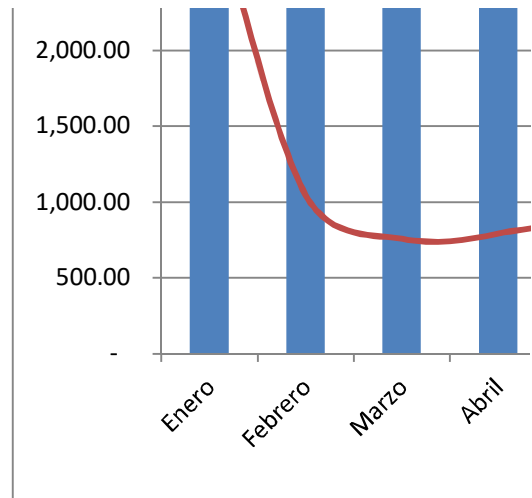
Rentabilidad Mensual de la inversion

	Enero	Febrero	Marzo
	8.2770%	-0.6248%	-2.1080%
	3.824	6.958	5.42
	9.674%	-0.625%	-2.108%
1/3/2017	1/31/2017	2/28/2017	3/31/2017
	2,721.00	2,704.00	2,647.00





2,612	0.00114159
2,616	0.00115946
2,617	0.00116392
2,622	0.00118614
2,623	0.00119057
2,624	0.00119499
2,625	0.00119941
2,626	0.00120382
2,636	0.00124753
2,638	0.00125619
2,639	0.00126050
2,643	0.00127766
2,645	0.00128618
2,646	0.00129043
2,647	0.00129467
2,648	0.00129889
2,649	0.00130311
2,650	0.00130731
2,651	0.00131151
2,655	0.00132817
2,660	0.00134874
2,662	0.00135687
2,664	0.00136496
2,665	0.00136898
2,666	0.00137298
2,669	0.00138492
2,670	0.00138887
2,675	0.00140840
2,677	0.00141611
2,678	0.00141993
2,679	0.00142374
2,680	0.00142754
2,681	0.00143132
2,683	0.00143882
2,684	0.00144255
2,687	0.00145363
2,688	0.00145729
2,699	0.00149628
2,700	0.00149971
2,703	0.00150987
2,704	0.00151322
2,705	0.00151654
2,708	0.00152639
2,710	0.00153285
2,715	0.00154861
2,716	0.00155170
2,717	0.00155476
2,721	0.00156677
2,724	0.00157554
2,727	0.00158408
2,729	0.00158966
2,731	0.00159514
2,732	0.00159784
2,736	0.00160838
2,745	0.00163058
2,750	0.00164198
2,762	0.00166647
2,776	0.00168976
2,841	0.00171788

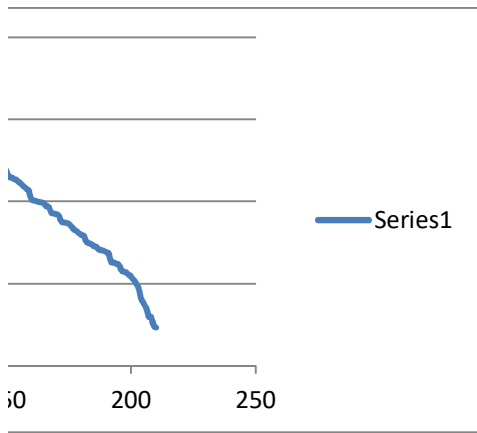


2,869	0.00168860
2,870	0.00168711
2,874	0.00168083
2,877	0.00167581
2,879	0.00167232
2,882	0.00166686
2,885	0.00166114
2,888	0.00165516
2,897	0.00163570
2,906	0.00161403
2,908	0.00160892
2,911	0.00160107
2,914	0.00159298
2,917	0.00158467
2,921	0.00157325
2,925	0.00156144
2,928	0.00155234
2,930	0.00154616
2,937	0.00152382
2,938	0.00152054
2,939	0.00151724
2,941	0.00151057
2,942	0.00150721
2,945	0.00149700
2,949	0.00148311
2,950	0.00147958
2,954	0.00146530
2,955	0.00146168
2,961	0.00143961
2,962	0.00143587
2,981	0.00136177
2,986	0.00134141
2,988	0.00133318
2,999	0.00128707
3,014	0.00122231
3,015	0.00121793
3,017	0.00120914
3,022	0.00118707
3,030	0.00115147
3,031	0.00114700
3,033	0.00113805
3,034	0.00113356
3,037	0.00112010
3,040	0.00110661
3,043	0.00109310
3,046	0.00107957
3,049	0.00106603
3,060	0.00101635
3,062	0.00100733
3,063	0.00100282
3,064	0.00099831
3,065	0.00099380
3,066	0.00098930
3,070	0.00097130
3,071	0.00096681
3,079	0.00093098
3,080	0.00092651
3,081	0.00092206
3,083	0.00091315



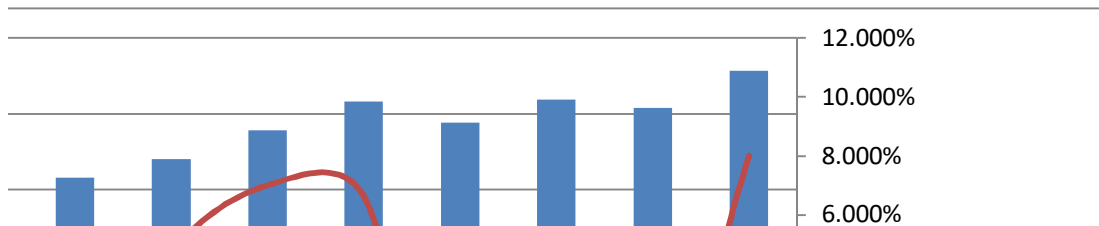
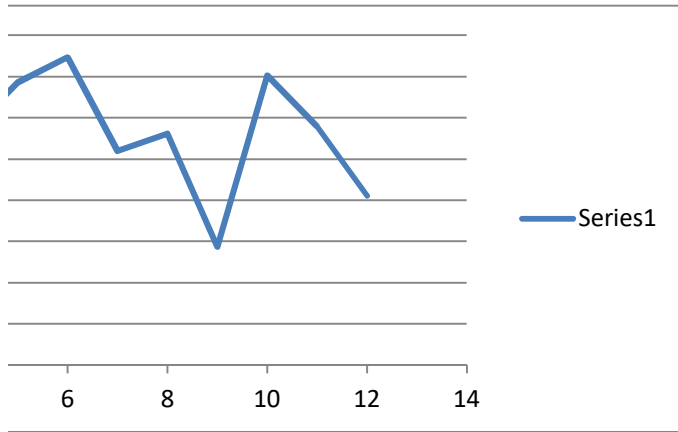
3,091	0.00087774
3,092	0.00087333
3,093	0.00086894
3,094	0.00086454
3,098	0.00084704
3,102	0.00082965
3,104	0.00082099
3,107	0.00080807
3,110	0.00079521
3,111	0.00079094
3,119	0.00075709
3,122	0.00074455
3,123	0.00074038
3,126	0.00072795
3,127	0.00072383
3,131	0.00070743
3,132	0.00070336
3,133	0.00069929
3,135	0.00069120
3,137	0.00068315
3,150	0.00063189
3,151	0.00062803
3,153	0.00062034
3,154	0.00061652
3,163	0.00058264
3,166	0.00057158
3,167	0.00056791
3,171	0.00055339
3,174	0.00054264
3,180	0.00052149
3,187	0.00049744
3,195	0.00047078
3,215	0.00040807
3,224	0.00038172
3,235	0.00035109
3,256	0.00029739
3,257	0.00029499
3,280	0.00024355
3,286	0.00023129

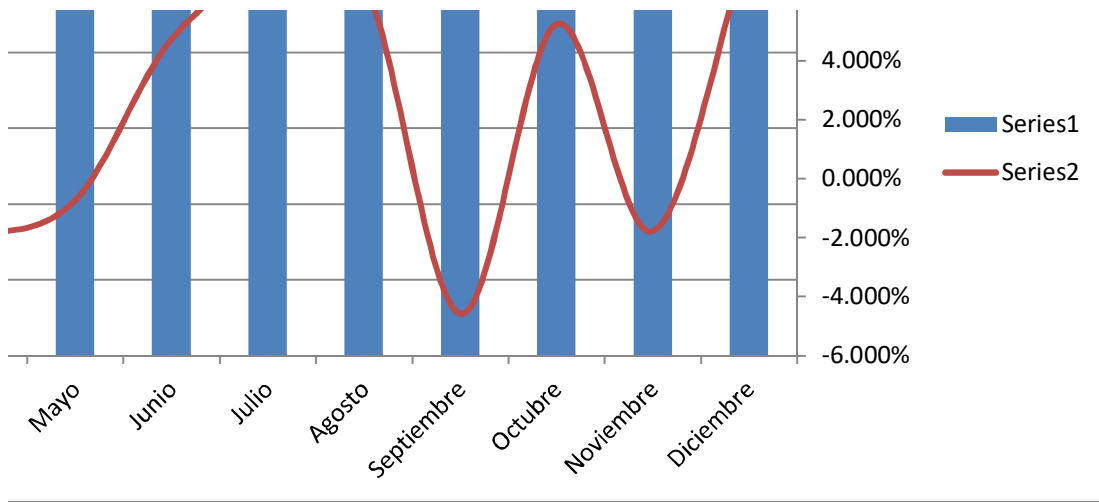




2017 fue del:

	promedio		desviacion estándar		Agosto		Septiembre		Octubre		Noviembre	
	0.0234339		0.046953677									
Abril	Mayo	Junio	Julio	Agosto	Septiembre	Octubre	Noviembre					
-1.9267%	-0.7319%	4.7342%	7.0026%	6.6136%	-4.5794%	5.2417%	-1.7788%					
5.62	6.86	7.46	5.19	5.62	2.87	7.02	5.78					
-1.927%	-0.732%	4.734%	7.003%	6.614%	-4.579%	5.242%	-1.779%					
4/28/2017	5/31/2017	6/30/2017	7/31/2017	8/31/2017	9/29/2017	10/31/2017	11/30/2017					
2,596.00	2,577.00	2,699.00	2,888.00	3,079.00	2,938.00	3,092.00	3,037.00					











VARIABLES DE ENTRADA P

Etiquetas de fila	Cuenta de COBRE	
USD 2,481		1
USD 2,486		1
USD 2,487		1
USD 2,490		1
USD 2,501		1
USD 2,502		1
USD 2,513		1
USD 2,518		1
USD 2,519		1
USD 2,526		1
USD 2,529		1
USD 2,530		2
USD 2,533		2
USD 2,534		1
USD 2,537		1
USD 2,538		1
USD 2,541		1
USD 2,542		1
USD 2,544		1
USD 2,545		2
USD 2,548		1
USD 2,549		1
USD 2,554		2
USD 2,555		1
USD 2,559		1
USD 2,561		1
USD 2,562		1
USD 2,564		1
USD 2,565		1
USD 2,570		2
USD 2,571		3
USD 2,574		1
USD 2,577		1
USD 2,578		1
USD 2,580		1
USD 2,582		1
USD 2,584		1
USD 2,587		1
USD 2,589		1
USD 2,590		1
USD 2,591		2
USD 2,592		2
USD 2,593		1
USD 2,595		1
USD 2,596		1
USD 2,598		2
USD 2,601		1
USD 2,602		3
USD 2,603		1
USD 2,606		2
USD 2,607		1
USD 2,608		1

**Diciembre**  
**8.0013%**  
**4.11**  
**8.001%**  
 12/29/2017  
**3,280.00**



USD 2,610	3
USD 2,612	1
USD 2,616	2
USD 2,617	1
USD 2,622	1
USD 2,623	2
USD 2,624	1
USD 2,625	3
USD 2,626	1
USD 2,636	1
USD 2,638	1
USD 2,639	2
USD 2,643	2
USD 2,645	1
USD 2,646	3
USD 2,647	3
USD 2,648	1
USD 2,649	1
USD 2,650	1
USD 2,651	1
USD 2,655	3
USD 2,660	2
USD 2,662	2
USD 2,664	1
USD 2,665	1
USD 2,666	2
USD 2,669	1
USD 2,670	1
USD 2,675	1
USD 2,677	1
USD 2,678	1
USD 2,679	2
USD 2,680	3
USD 2,681	1
USD 2,683	2
USD 2,684	1
USD 2,687	1
USD 2,688	1
USD 2,699	1
USD 2,700	1
USD 2,703	2
USD 2,704	2
USD 2,705	2
USD 2,708	1
USD 2,710	1
USD 2,715	1
USD 2,716	1
USD 2,717	1
USD 2,721	1
USD 2,724	1
USD 2,727	1
USD 2,729	1
USD 2,731	1
USD 2,732	1
USD 2,736	1
USD 2,745	1
USD 2,750	1
USD 2,762	1
USD 2,776	1

USD 2,841	1
USD 2,869	1
USD 2,870	1
USD 2,874	1
USD 2,877	1
USD 2,879	1
USD 2,882	1
USD 2,885	2
USD 2,888	1
USD 2,897	1
USD 2,906	2
USD 2,908	1
USD 2,911	1
USD 2,914	2
USD 2,917	1
USD 2,921	1
USD 2,925	1
USD 2,928	1
USD 2,930	1
USD 2,937	2
USD 2,938	2
USD 2,939	1
USD 2,941	2
USD 2,942	1
USD 2,945	1
USD 2,949	2
USD 2,950	2
USD 2,954	1
USD 2,955	1
USD 2,961	1
USD 2,962	1
USD 2,981	2
USD 2,986	1
USD 2,988	1
USD 2,999	1
USD 3,014	1
USD 3,015	1
USD 3,017	1
USD 3,022	1
USD 3,030	1
USD 3,031	1
USD 3,033	1
USD 3,034	1
USD 3,037	1
USD 3,040	1
USD 3,043	1
USD 3,046	2
USD 3,049	2
USD 3,060	1
USD 3,062	1
USD 3,063	1
USD 3,064	1
USD 3,065	1
USD 3,066	1
USD 3,070	1
USD 3,071	1
USD 3,079	1
USD 3,080	2
USD 3,081	1

USD 3,083	1
USD 3,091	1
USD 3,092	1
USD 3,093	1
USD 3,094	1
USD 3,098	1
USD 3,102	1
USD 3,104	1
USD 3,107	1
USD 3,110	1
USD 3,111	2
USD 3,119	1
USD 3,122	1
USD 3,123	1
USD 3,126	1
USD 3,127	1
USD 3,131	1
USD 3,132	1
USD 3,133	1
USD 3,135	2
USD 3,137	1
USD 3,150	1
USD 3,151	2
USD 3,153	1
USD 3,154	1
USD 3,163	1
USD 3,166	1
USD 3,167	1
USD 3,171	2
USD 3,174	1
USD 3,180	1
USD 3,187	1
USD 3,195	1
USD 3,215	1
USD 3,224	1
USD 3,235	1
USD 3,256	1
USD 3,257	1
USD 3,280	1
USD 3,286	1
<b>Total general</b>	<b>263</b>

USD 3,286

PARA EL COBRE EN EL 2017

PROBABILIDAD	PROBABILIDAD / COMPLEMENTO	
0.3802%	0.38023%	99.61977%
0.3802%	0.76046%	99.23954%
0.3802%	1.14068%	98.85932%
0.3802%	1.52091%	98.47909%
0.3802%	1.90114%	98.09886%
0.3802%	2.28137%	97.71863%
0.3802%	2.66160%	97.33840%
0.3802%	3.04183%	96.95817%
0.3802%	3.42205%	96.57795%
0.3802%	3.80228%	96.19772%
0.3802%	4.18251%	95.81749%
0.7605%	4.94297%	95.05703%
0.7605%	5.70342%	94.29658%
0.3802%	6.08365%	93.91635%
0.3802%	6.46388%	93.53612%
0.3802%	6.84411%	93.15589%
0.3802%	7.22433%	92.77567%
0.3802%	7.60456%	92.39544%
0.3802%	7.98479%	92.01521%
0.7605%	8.74525%	91.25475%
0.3802%	9.12548%	90.87452%
0.3802%	9.50570%	90.49430%
0.7605%	10.26616%	89.73384%
0.3802%	10.64639%	89.35361%
0.3802%	11.02662%	88.97338%
0.3802%	11.40684%	88.59316%
0.3802%	11.78707%	88.21293%
0.3802%	12.16730%	87.83270%
0.3802%	12.54753%	87.45247%
0.7605%	13.30798%	86.69202%
1.1407%	14.44867%	85.55133%
0.3802%	14.82890%	85.17110%
0.3802%	15.20913%	84.79087%
0.3802%	15.58935%	84.41065%
0.3802%	15.96958%	84.03042%
0.3802%	16.34981%	83.65019%
0.3802%	16.73004%	83.26996%
0.3802%	17.11027%	82.88973%
0.3802%	17.49049%	82.50951%
0.3802%	17.87072%	82.12928%
0.7605%	18.63118%	81.36882%
0.7605%	19.39163%	80.60837%
0.3802%	19.77186%	80.22814%
0.3802%	20.15209%	79.84791%
0.3802%	20.53232%	79.46768%
0.7605%	21.29278%	78.70722%
0.3802%	21.67300%	78.32700%
1.1407%	22.81369%	77.18631%
0.3802%	23.19392%	76.80608%
0.7605%	23.95437%	76.04563%
0.3802%	24.33460%	75.66540%
0.3802%	24.71483%	75.28517%

COBRE

USD 2,481
USD 2,486
USD 2,487
USD 2,490
USD 2,501
USD 2,502
USD 2,513
USD 2,518
USD 2,519
USD 2,526
USD 2,529
USD 2,530
USD 2,530
USD 2,533
USD 2,533
USD 2,534
USD 2,537
USD 2,538
USD 2,541
USD 2,542
USD 2,544
USD 2,545
USD 2,545
USD 2,548
USD 2,549
USD 2,554
USD 2,554
USD 2,555
USD 2,559
USD 2,561
USD 2,562
USD 2,564
USD 2,565
USD 2,570
USD 2,570
USD 2,571
USD 2,571
USD 2,574
USD 2,577
USD 2,578
USD 2,580
USD 2,582
USD 2,584
USD 2,587
USD 2,589
USD 2,590
USD 2,591
USD 2,591
USD 2,592
USD 2,592
USD 2,593
USD 2,595

1.1407%	25.85551%	74.14449%	USD 2,596
0.3802%	26.23574%	73.76426%	USD 2,598
0.7605%	26.99620%	73.00380%	USD 2,598
0.3802%	27.37643%	72.62357%	USD 2,601
0.3802%	27.75665%	72.24335%	USD 2,602
0.7605%	28.51711%	71.48289%	USD 2,602
0.3802%	28.89734%	71.10266%	USD 2,602
1.1407%	30.03802%	69.96198%	USD 2,603
0.3802%	30.41825%	69.58175%	USD 2,606
0.3802%	30.79848%	69.20152%	USD 2,606
0.3802%	31.17871%	68.82129%	USD 2,607
0.7605%	31.93916%	68.06084%	USD 2,608
0.7605%	32.69962%	67.30038%	USD 2,610
0.3802%	33.07985%	66.92015%	USD 2,610
1.1407%	34.22053%	65.77947%	USD 2,610
1.1407%	35.36122%	64.63878%	USD 2,612
0.3802%	35.74144%	64.25856%	USD 2,616
0.3802%	36.12167%	63.87833%	USD 2,616
0.3802%	36.50190%	63.49810%	USD 2,617
0.3802%	36.88213%	63.11787%	USD 2,622
1.1407%	38.02281%	61.97719%	USD 2,623
0.7605%	38.78327%	61.21673%	USD 2,623
0.7605%	39.54373%	60.45627%	USD 2,624
0.3802%	39.92395%	60.07605%	USD 2,625
0.3802%	40.30418%	59.69582%	USD 2,625
0.7605%	41.06464%	58.93536%	USD 2,625
0.3802%	41.44487%	58.55513%	USD 2,626
0.3802%	41.82510%	58.17490%	USD 2,636
0.3802%	42.20532%	57.79468%	USD 2,638
0.3802%	42.58555%	57.41445%	USD 2,639
0.3802%	42.96578%	57.03422%	USD 2,639
0.7605%	43.72624%	56.27376%	USD 2,643
1.1407%	44.86692%	55.13308%	USD 2,643
0.3802%	45.24715%	54.75285%	USD 2,645
0.7605%	46.00760%	53.99240%	USD 2,646
0.3802%	46.38783%	53.61217%	USD 2,646
0.3802%	46.76806%	53.23194%	USD 2,646
0.3802%	47.14829%	52.85171%	USD 2,647
0.3802%	47.52852%	52.47148%	USD 2,647
0.3802%	47.90875%	52.09125%	USD 2,647
0.7605%	48.66920%	51.33080%	USD 2,648
0.7605%	49.42966%	50.57034%	USD 2,649
0.7605%	50.19011%	49.80989%	USD 2,650
0.3802%	50.57034%	49.42966%	USD 2,651
0.3802%	50.95057%	49.04943%	USD 2,655
0.3802%	51.33080%	48.66920%	USD 2,655
0.3802%	51.71103%	48.28897%	USD 2,655
0.3802%	52.09125%	47.90875%	USD 2,660
0.3802%	52.47148%	47.52852%	USD 2,660
0.3802%	52.85171%	47.14829%	USD 2,662
0.3802%	53.23194%	46.76806%	USD 2,662
0.3802%	53.61217%	46.38783%	USD 2,664
0.3802%	53.99240%	46.00760%	USD 2,665
0.3802%	54.37262%	45.62738%	USD 2,666
0.3802%	54.75285%	45.24715%	USD 2,666
0.3802%	55.13308%	44.86692%	USD 2,669
0.3802%	55.51331%	44.48669%	USD 2,670
0.3802%	55.89354%	44.10646%	USD 2,675
0.3802%	56.27376%	43.72624%	USD 2,677

0.3802%	56.65399%	43.34601%	USD 2,678
0.3802%	57.03422%	42.96578%	USD 2,679
0.3802%	57.41445%	42.58555%	USD 2,679
0.3802%	57.79468%	42.20532%	USD 2,680
0.3802%	58.17490%	41.82510%	USD 2,680
0.3802%	58.55513%	41.44487%	USD 2,680
0.3802%	58.93536%	41.06464%	USD 2,681
0.7605%	59.69582%	40.30418%	USD 2,683
0.3802%	60.07605%	39.92395%	USD 2,683
0.3802%	60.45627%	39.54373%	USD 2,684
0.7605%	61.21673%	38.78327%	USD 2,687
0.3802%	61.59696%	38.40304%	USD 2,688
0.3802%	61.97719%	38.02281%	USD 2,699
0.7605%	62.73764%	37.26236%	USD 2,700
0.3802%	63.11787%	36.88213%	USD 2,703
0.3802%	63.49810%	36.50190%	USD 2,703
0.3802%	63.87833%	36.12167%	USD 2,704
0.3802%	64.25856%	35.74144%	USD 2,704
0.3802%	64.63878%	35.36122%	USD 2,705
0.7605%	65.39924%	34.60076%	USD 2,705
0.7605%	66.15970%	33.84030%	USD 2,708
0.3802%	66.53992%	33.46008%	USD 2,710
0.7605%	67.30038%	32.69962%	USD 2,715
0.3802%	67.68061%	32.31939%	USD 2,716
0.3802%	68.06084%	31.93916%	USD 2,717
0.7605%	68.82129%	31.17871%	USD 2,721
0.7605%	69.58175%	30.41825%	USD 2,724
0.3802%	69.96198%	30.03802%	USD 2,727
0.3802%	70.34221%	29.65779%	USD 2,729
0.3802%	70.72243%	29.27757%	USD 2,731
0.3802%	71.10266%	28.89734%	USD 2,732
0.7605%	71.86312%	28.13688%	USD 2,736
0.3802%	72.24335%	27.75665%	USD 2,745
0.3802%	72.62357%	27.37643%	USD 2,750
0.3802%	73.00380%	26.99620%	USD 2,762
0.3802%	73.38403%	26.61597%	USD 2,776
0.3802%	73.76426%	26.23574%	USD 2,841
0.3802%	74.14449%	25.85551%	USD 2,869
0.3802%	74.52471%	25.47529%	USD 2,870
0.3802%	74.90494%	25.09506%	USD 2,874
0.3802%	75.28517%	24.71483%	USD 2,877
0.3802%	75.66540%	24.33460%	USD 2,879
0.3802%	76.04563%	23.95437%	USD 2,882
0.3802%	76.42586%	23.57414%	USD 2,885
0.3802%	76.80608%	23.19392%	USD 2,885
0.3802%	77.18631%	22.81369%	USD 2,888
0.7605%	77.94677%	22.05323%	USD 2,897
0.7605%	78.70722%	21.29278%	USD 2,906
0.3802%	79.08745%	20.91255%	USD 2,906
0.3802%	79.46768%	20.53232%	USD 2,908
0.3802%	79.84791%	20.15209%	USD 2,911
0.3802%	80.22814%	19.77186%	USD 2,914
0.3802%	80.60837%	19.39163%	USD 2,914
0.3802%	80.98859%	19.01141%	USD 2,917
0.3802%	81.36882%	18.63118%	USD 2,921
0.3802%	81.74905%	18.25095%	USD 2,925
0.3802%	82.12928%	17.87072%	USD 2,928
0.7605%	82.88973%	17.11027%	USD 2,930
0.3802%	83.26996%	16.73004%	USD 2,937

0.3802%	83.65019%	16.34981%	USD 2,937
0.3802%	84.03042%	15.96958%	USD 2,938
0.3802%	84.41065%	15.58935%	USD 2,938
0.3802%	84.79087%	15.20913%	USD 2,939
0.3802%	85.17110%	14.82890%	USD 2,941
0.3802%	85.55133%	14.44867%	USD 2,941
0.3802%	85.93156%	14.06844%	USD 2,942
0.3802%	86.31179%	13.68821%	USD 2,945
0.3802%	86.69202%	13.30798%	USD 2,949
0.3802%	87.07224%	12.92776%	USD 2,949
0.7605%	87.83270%	12.16730%	USD 2,950
0.3802%	88.21293%	11.78707%	USD 2,950
0.3802%	88.59316%	11.40684%	USD 2,954
0.3802%	88.97338%	11.02662%	USD 2,955
0.3802%	89.35361%	10.64639%	USD 2,961
0.3802%	89.73384%	10.26616%	USD 2,962
0.3802%	90.11407%	9.88593%	USD 2,981
0.3802%	90.49430%	9.50570%	USD 2,981
0.3802%	90.87452%	9.12548%	USD 2,986
0.7605%	91.63498%	8.36502%	USD 2,988
0.3802%	92.01521%	7.98479%	USD 2,999
0.3802%	92.39544%	7.60456%	USD 3,014
0.7605%	93.15589%	6.84411%	USD 3,015
0.3802%	93.53612%	6.46388%	USD 3,017
0.3802%	93.91635%	6.08365%	USD 3,022
0.3802%	94.29658%	5.70342%	USD 3,030
0.3802%	94.67681%	5.32319%	USD 3,031
0.3802%	95.05703%	4.94297%	USD 3,033
0.7605%	95.81749%	4.18251%	USD 3,034
0.3802%	96.19772%	3.80228%	USD 3,037
0.3802%	96.57795%	3.42205%	USD 3,040
0.3802%	96.95817%	3.04183%	USD 3,043
0.3802%	97.33840%	2.66160%	USD 3,046
0.3802%	97.71863%	2.28137%	USD 3,046
0.3802%	98.09886%	1.90114%	USD 3,049
0.3802%	98.47909%	1.52091%	USD 3,049
0.3802%	98.85932%	1.14068%	USD 3,060
0.3802%	99.23954%	0.76046%	USD 3,062
0.3802%	99.61977%	0.38023%	USD 3,063
0.3802%	100.00000%	0.00000%	USD 3,064
			USD 3,065
			USD 3,066
			USD 3,070
			USD 3,071
			USD 3,079
			USD 3,080
			USD 3,080
			USD 3,081
			USD 3,083
			USD 3,091
			USD 3,092
			USD 3,093
			USD 3,094
			USD 3,098
			USD 3,102
			USD 3,104
			USD 3,107
			USD 3,110
			USD 3,111



USD 3,111  
USD 3,119  
USD 3,122  
USD 3,123  
USD 3,126  
USD 3,127  
USD 3,131  
USD 3,132  
USD 3,133  
USD 3,135  
USD 3,135  
USD 3,137  
USD 3,150  
USD 3,151  
USD 3,151  
USD 3,153  
USD 3,154  
USD 3,163  
USD 3,166  
USD 3,167  
USD 3,171  
USD 3,171  
USD 3,174  
USD 3,180  
USD 3,187  
USD 3,195  
USD 3,215  
USD 3,224  
USD 3,235  
USD 3,256  
USD 3,257  
USD 3,280

Datos históricos gas natural


Maximo Precio 3,500.00    Mínimo 2,564.00    Diferencia 936.00    Promedio 3,021.82    GAS NATURAL

Fecha	Último	RENDIMIENTO	VOLATILIDAD D	VOLATILIDAD A	VARIACION
1/2/2017	USD 3,500.00				
1/3/2017	USD 3,327.00	-5.07%			↘- 4.94
1/4/2017	USD 3,267.00	-1.82%	2.30%	37.26%	↘- 1.80
1/5/2017	USD 3,273.00	0.18%	2.65%	42.99%	↘- 0.18
1/6/2017	USD 3,285.00	0.37%	2.53%	40.95%	↘- 0.37
1/9/2017	USD 3,103.00	-5.70%	2.86%	46.35%	↘- 5.54
1/10/2017	USD 3,278.00	5.49%	4.11%	66.71%	↗ 5.64
1/11/2017	USD 3,224.00	-1.66%	3.76%	61.00%	↘- 1.65
1/12/2017	USD 3,386.00	4.90%	4.09%	66.35%	↗ 5.02
1/13/2017	USD 3,419.00	0.97%	3.86%	62.52%	↘- 0.97
1/15/2017	USD 3,466.00	1.37%	3.67%	59.53%	↘- 1.37
1/16/2017	USD 3,483.00	0.49%	3.49%	56.55%	↘- 0.49
1/17/2017	USD 3,412.00	-2.06%	3.38%	54.73%	↘- 2.04
1/18/2017	USD 3,302.00	-3.28%	3.34%	54.19%	↘- 3.22
1/19/2017	USD 3,368.00	1.98%	3.28%	53.11%	↘- 2.00
1/20/2017	USD 3,204.00	-4.99%	3.38%	54.86%	↘- 4.87
1/23/2017	USD 3,243.00	1.21%	3.30%	53.50%	↘- 1.22
1/24/2017	USD 3,279.00	1.10%	3.22%	52.17%	↘- 1.11
1/25/2017	USD 3,332.00	1.60%	3.16%	51.18%	↘- 1.62
1/26/2017	USD 3,382.00	1.49%	3.09%	50.17%	↘- 1.50
1/27/2017	USD 3,391.00	0.27%	3.01%	48.86%	↘- 0.27
1/30/2017	USD 3,232.00	-4.80%	3.11%	50.38%	↘- 4.69
1/31/2017	USD 3,117.00	-3.62%	3.11%	50.43%	↘- 3.56
2/1/2017	USD 3,168.00	1.62%	3.07%	49.80%	↘- 1.64
2/2/2017	USD 3,187.00	0.60%	3.01%	48.83%	↘- 0.60
2/3/2017	USD 3,063.00	-3.97%	3.03%	49.19%	↘- 3.89
2/6/2017	USD 3,050.00	-0.43%	2.97%	48.19%	↘- 0.42
2/7/2017	USD 3,130.00	2.59%	2.98%	48.25%	↘- 2.62
2/8/2017	USD 3,126.00	-0.13%	2.92%	47.36%	↘- 0.13
2/9/2017	USD 3,141.00	0.48%	2.87%	46.58%	↘- 0.48
2/10/2017	USD 3,034.00	-3.47%	2.88%	46.68%	↘- 3.41
2/13/2017	USD 2,944.00	-3.01%	2.87%	46.48%	↘- 2.97
2/14/2017	USD 2,905.00	-1.33%	2.82%	45.78%	↘- 1.32
2/15/2017	USD 2,925.00	0.69%	2.79%	45.20%	↘- 0.69
2/16/2017	USD 2,854.00	-2.46%	2.76%	44.83%	↘- 2.43
2/17/2017	USD 2,834.00	-0.70%	2.72%	44.16%	↘- 0.70
2/19/2017	USD 2,894.00	2.10%	2.72%	44.14%	↘- 2.12
2/20/2017	USD 2,878.00	-0.55%	2.68%	43.52%	↘- 0.55
2/21/2017	USD 2,564.00	-11.55%	3.19%	51.80%	↘- 10.91
2/22/2017	USD 2,592.00	1.09%	3.17%	51.36%	↘- 1.09
2/23/2017	USD 2,617.00	0.96%	3.14%	50.89%	↘- 0.96
2/24/2017	USD 2,627.00	0.38%	3.10%	50.33%	↘- 0.38
2/27/2017	USD 2,693.00	2.48%	3.10%	50.34%	↘- 2.51
2/28/2017	USD 2,774.00	2.96%	3.12%	50.52%	↘- 3.01
3/1/2017	USD 2,799.00	0.90%	3.09%	50.06%	↘- 0.90
3/2/2017	USD 2,804.00	0.18%	3.05%	49.51%	↘- 0.18
3/3/2017	USD 2,827.00	0.82%	3.03%	49.06%	↘- 0.82
3/6/2017	USD 2,901.00	2.58%	3.02%	49.06%	↘- 2.62
3/7/2017	USD 2,824.00	-2.69%	3.01%	48.83%	↘- 2.65
3/8/2017	USD 2,901.00	2.69%	3.01%	48.86%	↘- 2.73
3/9/2017	USD 2,974.00	2.49%	3.01%	48.80%	↘- 2.52
3/10/2017	USD 3,008.00	1.14%	2.99%	48.43%	↘- 1.14
3/13/2017	USD 3,043.00	1.16%	2.96%	48.06%	↘- 1.16
3/14/2017	USD 2,938.00	-3.51%	2.97%	48.14%	↘- 3.45


NIVEL DE CONFIANZA
VaR
VaR - %

Enero
Febrero
Marzo
Abril
Mayo
Junio
Julio
Agosto
Septiembre
Octubre
Noviembre
Diciembre

Promedio de Volatilidad



3/15/2017	USD 2,981.00	1.45%	2.95%	47.85%	↗	1.46
3/16/2017	USD 2,902.00	-2.69%	2.94%	47.69%	→-	2.65
3/17/2017	USD 2,948.00	1.57%	2.93%	47.44%	↗	1.59
3/20/2017	USD 3,041.00	3.11%	2.93%	47.58%	↗	3.15
3/21/2017	USD 3,093.00	1.70%	2.92%	47.34%	↗	1.71
3/22/2017	USD 3,011.00	-2.69%	2.91%	47.22%	→-	2.65
3/23/2017	USD 3,051.00	1.32%	2.89%	46.93%	↗	1.33
3/24/2017	USD 3,076.00	0.82%	2.87%	46.59%	↗	0.82
3/27/2017	USD 3,052.00	-0.78%	2.85%	46.22%	→-	0.78
3/28/2017	USD 3,096.00	1.43%	2.83%	45.97%	↗	1.44
3/29/2017	USD 3,175.00	2.52%	2.83%	45.94%	↗	2.55
3/30/2017	USD 3,191.00	0.50%	2.81%	45.60%	↗	0.50
3/31/2017	USD 3,190.00	-0.03%	2.79%	45.24%	→-	0.03
4/3/2017	USD 3,128.00	-1.96%	2.78%	45.05%	→-	1.94
4/4/2017	USD 3,293.00	5.14%	2.83%	45.91%	↑	5.27
4/5/2017	USD 3,266.00	-0.82%	2.81%	45.59%	→-	0.82
4/6/2017	USD 3,331.00	1.97%	2.80%	45.44%	↗	1.99
4/7/2017	USD 3,261.00	-2.12%	2.79%	45.29%	→-	2.10
4/10/2017	USD 3,238.00	-0.71%	2.77%	44.98%	→-	0.71
4/11/2017	USD 3,150.00	-2.76%	2.77%	44.95%	→-	2.72
4/12/2017	USD 3,187.00	1.17%	2.76%	44.71%	↗	1.17
4/13/2017	USD 3,227.00	1.25%	2.74%	44.48%	↗	1.26
4/17/2017	USD 3,163.00	-2.00%	2.73%	44.32%	→-	1.98
4/18/2017	USD 3,145.00	-0.57%	2.72%	44.04%	→-	0.57
4/19/2017	USD 3,185.00	1.26%	2.70%	43.83%	↗	1.27
4/20/2017	USD 3,159.00	-0.82%	2.69%	43.56%	→-	0.82
4/21/2017	USD 3,101.00	-1.85%	2.68%	43.40%	→-	1.84
4/24/2017	USD 3,066.00	-1.14%	2.66%	43.17%	→-	1.13
4/25/2017	USD 3,043.00	-0.75%	2.65%	42.91%	→-	0.75
4/26/2017	USD 3,142.00	3.20%	2.66%	43.07%	↗	3.25
4/27/2017	USD 3,239.00	3.04%	2.66%	43.17%	↗	3.09
4/28/2017	USD 3,276.00	1.14%	2.65%	42.97%	↗	1.14
5/1/2017	USD 3,215.00	-1.88%	2.64%	42.83%	→-	1.86
5/2/2017	USD 3,195.00	-0.62%	2.63%	42.59%	→-	0.62
5/3/2017	USD 3,228.00	1.03%	2.61%	42.39%	↗	1.03
5/4/2017	USD 3,186.00	-1.31%	2.60%	42.20%	→-	1.30
5/5/2017	USD 3,266.00	2.48%	2.60%	42.20%	↗	2.51
5/8/2017	USD 3,172.00	-2.92%	2.60%	42.24%	→-	2.88
5/9/2017	USD 3,227.00	1.72%	2.60%	42.12%	↗	1.73
5/10/2017	USD 3,292.00	1.99%	2.59%	42.04%	↗	2.01
5/11/2017	USD 3,376.00	2.52%	2.59%	42.03%	↗	2.55
5/12/2017	USD 3,424.00	1.41%	2.58%	41.88%	↗	1.42
5/15/2017	USD 3,349.00	-2.21%	2.58%	41.82%	→-	2.19
5/16/2017	USD 3,230.00	-3.62%	2.59%	42.01%	↘	3.55
5/17/2017	USD 3,192.00	-1.18%	2.58%	41.83%	→-	1.18
5/18/2017	USD 3,182.00	-0.31%	2.57%	41.62%	→-	0.31
5/19/2017	USD 3,256.00	2.30%	2.56%	41.59%	↗	2.33
5/22/2017	USD 3,330.00	2.25%	2.56%	41.55%	↗	2.27
5/23/2017	USD 3,219.00	-3.39%	2.57%	41.69%	→-	3.33
5/24/2017	USD 3,209.00	-0.31%	2.56%	41.49%	→-	0.31
5/25/2017	USD 3,184.00	-0.78%	2.55%	41.30%	→-	0.78
5/26/2017	USD 3,236.00	1.62%	2.54%	41.19%	↗	1.63
5/28/2017	USD 3,236.00	0.00%	2.53%	41.00%	→	-
5/29/2017	USD 3,201.00	-1.09%	2.52%	40.83%	→-	1.08
5/30/2017	USD 3,145.00	-1.76%	2.51%	40.73%	→-	1.75
5/31/2017	USD 3,071.00	-2.38%	2.51%	40.69%	→-	2.35
6/1/2017	USD 3,008.00	-2.07%	2.50%	40.62%	→-	2.05
6/2/2017	USD 2,999.00	-0.30%	2.49%	40.43%	→-	0.30
6/5/2017	USD 2,982.00	-0.57%	2.48%	40.26%	→-	0.57



6/6/2017	USD 3,042.00	1.99%	2.48%	40.21%	↗	2.01
6/7/2017	USD 3,020.00	-0.73%	2.47%	40.04%	→-	0.72
6/8/2017	USD 3,028.00	0.26%	2.46%	39.87%	→	0.26
6/9/2017	USD 3,039.00	0.36%	2.45%	39.70%	↗	0.36
6/12/2017	USD 3,024.00	-0.49%	2.44%	39.53%	→-	0.49
6/13/2017	USD 2,966.00	-1.94%	2.43%	39.46%	→-	1.92
6/14/2017	USD 2,933.00	-1.12%	2.42%	39.32%	→-	1.11
6/15/2017	USD 3,056.00	4.11%	2.45%	39.66%	↑	4.19
6/16/2017	USD 3,037.00	-0.62%	2.44%	39.50%	→-	0.62
6/19/2017	USD 2,894.00	-4.82%	2.46%	39.94%	↘	4.71
6/20/2017	USD 2,907.00	0.45%	2.45%	39.78%	↗	0.45
6/21/2017	USD 2,893.00	-0.48%	2.44%	39.62%	→-	0.48
6/22/2017	USD 2,894.00	0.03%	2.43%	39.46%	→	0.03
6/23/2017	USD 2,929.00	1.20%	2.43%	39.35%	↗	1.21
6/26/2017	USD 3,027.00	3.29%	2.44%	39.51%	↗	3.35
6/27/2017	USD 3,037.00	0.33%	2.43%	39.36%	↗	0.33
6/28/2017	USD 3,067.00	0.98%	2.42%	39.23%	↗	0.99
6/29/2017	USD 3,042.00	-0.82%	2.41%	39.09%	→-	0.82
6/30/2017	USD 3,035.00	-0.23%	2.40%	38.94%	→-	0.23
7/3/2017	USD 2,951.00	-2.81%	2.40%	38.98%	→-	2.77
7/4/2017	USD 2,984.00	1.11%	2.40%	38.87%	↗	1.12
7/5/2017	USD 2,840.00	-4.95%	2.42%	39.31%	↘	4.83
7/6/2017	USD 2,888.00	1.68%	2.42%	39.25%	↗	1.69
7/7/2017	USD 2,864.00	-0.83%	2.41%	39.12%	→-	0.83
7/10/2017	USD 2,929.00	2.24%	2.41%	39.11%	↗	2.27
7/11/2017	USD 3,047.00	3.95%	2.43%	39.37%	↗	4.03
7/12/2017	USD 2,985.00	-2.06%	2.42%	39.32%	→-	2.03
7/13/2017	USD 2,961.00	-0.81%	2.42%	39.19%	→-	0.80
7/14/2017	USD 2,980.00	0.64%	2.41%	39.07%	↗	0.64
7/17/2017	USD 3,020.00	1.33%	2.40%	38.98%	↗	1.34
7/18/2017	USD 3,088.00	2.23%	2.40%	38.97%	↗	2.25
7/19/2017	USD 3,066.00	-0.71%	2.40%	38.84%	→-	0.71
7/20/2017	USD 3,043.00	-0.75%	2.39%	38.72%	→-	0.75
7/21/2017	USD 2,970.00	-2.43%	2.39%	38.71%	→-	2.40
7/24/2017	USD 2,899.00	-2.42%	2.39%	38.70%	→-	2.39
7/25/2017	USD 2,944.00	1.54%	2.38%	38.63%	↗	1.55
7/26/2017	USD 2,924.00	-0.68%	2.37%	38.51%	→-	0.68
7/27/2017	USD 2,969.00	1.53%	2.37%	38.44%	↗	1.54
7/28/2017	USD 2,941.00	-0.95%	2.36%	38.33%	→-	0.94
7/31/2017	USD 2,794.00	-5.13%	2.39%	38.77%	↘	5.00
8/1/2017	USD 2,819.00	0.89%	2.38%	38.66%	↗	0.89
8/2/2017	USD 2,811.00	-0.28%	2.38%	38.54%	→-	0.28
8/3/2017	USD 2,800.00	-0.39%	2.37%	38.41%	→-	0.39
8/4/2017	USD 2,774.00	-0.93%	2.36%	38.30%	→-	0.93
8/7/2017	USD 2,801.00	0.97%	2.36%	38.21%	↗	0.97
8/8/2017	USD 2,822.00	0.75%	2.35%	38.10%	↗	0.75
8/9/2017	USD 2,883.00	2.14%	2.35%	38.09%	↗	2.16
8/10/2017	USD 2,985.00	3.48%	2.36%	38.25%	↗	3.54
8/11/2017	USD 2,983.00	-0.07%	2.35%	38.13%	→-	0.07
8/14/2017	USD 2,959.00	-0.81%	2.34%	38.03%	→-	0.80
8/15/2017	USD 2,935.00	-0.81%	2.34%	37.92%	→-	0.81
8/16/2017	USD 2,890.00	-1.55%	2.33%	37.85%	→-	1.53
8/17/2017	USD 2,929.00	1.34%	2.33%	37.77%	↗	1.35
8/18/2017	USD 2,893.00	-1.24%	2.32%	37.69%	→-	1.23
8/21/2017	USD 2,962.00	2.36%	2.32%	37.70%	↗	2.39
8/22/2017	USD 2,939.00	-0.78%	2.32%	37.60%	→-	0.78
8/23/2017	USD 2,928.00	-0.37%	2.31%	37.49%	→-	0.37
8/24/2017	USD 2,949.00	0.71%	2.31%	37.39%	↗	0.72
8/25/2017	USD 2,892.00	-1.95%	2.30%	37.35%	→-	1.93

8/28/2017	USD 2,925.00	1.13%	2.30%	37.27%	↗	1.14
8/29/2017	USD 2,961.00	1.22%	2.29%	37.20%	↗	1.23
8/30/2017	USD 2,939.00	-0.75%	2.29%	37.10%	→-	0.74
8/31/2017	USD 3,040.00	3.38%	2.30%	37.24%	↗	3.44
9/1/2017	USD 3,070.00	0.98%	2.29%	37.16%	↗	0.99
9/3/2017	USD 3,043.00	-0.88%	2.29%	37.06%	→-	0.88
9/4/2017	USD 3,021.00	-0.73%	2.28%	36.97%	→-	0.72
9/5/2017	USD 2,972.00	-1.64%	2.28%	36.91%	→-	1.62
9/6/2017	USD 3,000.00	0.94%	2.27%	36.83%	↗	0.94
9/7/2017	USD 2,981.00	-0.64%	2.27%	36.73%	→-	0.63
9/8/2017	USD 2,890.00	-3.10%	2.27%	36.81%	→-	3.05
9/11/2017	USD 2,950.00	2.05%	2.27%	36.80%	↗	2.08
9/12/2017	USD 3,001.00	1.71%	2.27%	36.76%	↗	1.73
9/13/2017	USD 3,058.00	1.88%	2.27%	36.74%	↗	1.90
9/14/2017	USD 3,070.00	0.39%	2.26%	36.64%	↗	0.39
9/15/2017	USD 3,024.00	-1.51%	2.26%	36.58%	→-	1.50
9/18/2017	USD 3,146.00	3.96%	2.27%	36.80%	↗	4.03
9/19/2017	USD 3,122.00	-0.77%	2.26%	36.71%	→-	0.76
9/20/2017	USD 3,094.00	-0.90%	2.26%	36.62%	→-	0.90
9/21/2017	USD 2,946.00	-4.90%	2.28%	36.96%	↘	4.78
9/22/2017	USD 2,959.00	0.44%	2.27%	36.87%	↗	0.44
9/25/2017	USD 2,919.00	-1.36%	2.27%	36.81%	→-	1.35
9/26/2017	USD 2,918.00	-0.03%	2.26%	36.71%	→-	0.03
9/27/2017	USD 2,974.00	1.90%	2.26%	36.69%	↗	1.92
9/28/2017	USD 3,017.00	1.44%	2.26%	36.64%	↗	1.45
9/29/2017	USD 3,007.00	-0.33%	2.25%	36.55%	→-	0.33
10/2/2017	USD 2,916.00	-3.07%	2.26%	36.62%	→-	3.03
10/3/2017	USD 2,895.00	-0.72%	2.25%	36.53%	→-	0.72
10/4/2017	USD 2,940.00	1.54%	2.25%	36.49%	↗	1.55
10/5/2017	USD 2,923.00	-0.58%	2.24%	36.40%	→-	0.58
10/6/2017	USD 2,863.00	-2.07%	2.24%	36.38%	→-	2.05
10/9/2017	USD 2,833.00	-1.05%	2.24%	36.31%	→-	1.05
10/10/2017	USD 2,891.00	2.03%	2.24%	36.30%	↗	2.05
10/11/2017	USD 2,889.00	-0.07%	2.23%	36.21%	→-	0.07
10/12/2017	USD 2,989.00	3.40%	2.24%	36.34%	↗	3.46
10/13/2017	USD 3,000.00	0.37%	2.24%	36.25%	↗	0.37
10/16/2017	USD 2,946.00	-1.82%	2.23%	36.22%	→-	1.80
10/17/2017	USD 2,962.00	0.54%	2.23%	36.14%	↗	0.54
10/18/2017	USD 2,854.00	-3.71%	2.24%	36.28%	↘	3.65
10/19/2017	USD 2,873.00	0.66%	2.23%	36.20%	↗	0.67
10/20/2017	USD 2,915.00	1.45%	2.23%	36.16%	↗	1.46
10/23/2017	USD 2,991.00	2.57%	2.23%	36.19%	↗	2.61
10/24/2017	USD 2,974.00	-0.57%	2.23%	36.11%	→-	0.57
10/25/2017	USD 2,919.00	-1.87%	2.22%	36.08%	→-	1.85
10/26/2017	USD 2,890.00	-1.00%	2.22%	36.01%	→-	0.99
10/27/2017	USD 2,752.00	-4.89%	2.24%	36.31%	↘	4.78
10/30/2017	USD 2,966.00	7.49%	2.29%	37.18%	↑	7.78
10/31/2017	USD 2,896.00	-2.39%	2.29%	37.18%	→-	2.36
11/1/2017	USD 2,893.00	-0.10%	2.29%	37.10%	→-	0.10
11/2/2017	USD 2,935.00	1.44%	2.28%	37.05%	↗	1.45
11/3/2017	USD 2,984.00	1.66%	2.28%	37.01%	↗	1.67
11/6/2017	USD 3,134.00	4.90%	2.30%	37.32%	↑	5.03
11/7/2017	USD 3,152.00	0.57%	2.30%	37.25%	↗	0.57
11/8/2017	USD 3,175.00	0.73%	2.29%	37.17%	↗	0.73
11/9/2017	USD 3,200.00	0.78%	2.29%	37.10%	↗	0.79
11/10/2017	USD 3,213.00	0.41%	2.28%	37.02%	↗	0.41
11/13/2017	USD 3,167.00	-1.44%	2.28%	36.97%	→-	1.43
11/14/2017	USD 3,102.00	-2.07%	2.28%	36.95%	→-	2.05
11/15/2017	USD 3,080.00	-0.71%	2.27%	36.88%	→-	0.71

11/16/2017	USD 3,053.00	-0.88%	2.27%	36.81%	→-	0.88
11/17/2017	USD 3,097.00	1.43%	2.27%	36.76%	↗	1.44
11/20/2017	USD 3,047.00	-1.63%	2.26%	36.72%	→-	1.61
11/21/2017	USD 3,017.00	-0.99%	2.26%	36.66%	→-	0.98
11/22/2017	USD 2,968.00	-1.64%	2.26%	36.62%	→-	1.62
11/23/2017	USD 2,904.00	-2.18%	2.26%	36.61%	→-	2.16
11/24/2017	USD 2,813.00	-3.18%	2.26%	36.67%	→-	3.13
11/27/2017	USD 2,928.00	4.01%	2.27%	36.85%	↑	4.09
11/28/2017	USD 3,074.00	4.87%	2.29%	37.14%	↑	4.99
11/29/2017	USD 3,179.00	3.36%	2.30%	37.23%	↗	3.42
11/30/2017	USD 3,025.00	-4.97%	2.31%	37.51%	↘-	4.84
12/1/2017	USD 3,061.00	1.18%	2.31%	37.45%	↗	1.19
12/4/2017	USD 2,985.00	-2.51%	2.31%	37.46%	→-	2.48
12/5/2017	USD 2,914.00	-2.41%	2.31%	37.46%	→-	2.38
12/6/2017	USD 2,922.00	0.27%	2.31%	37.39%	→	0.27
12/7/2017	USD 2,763.00	-5.60%	2.33%	37.75%	↘-	5.44
12/8/2017	USD 2,772.00	0.33%	2.32%	37.67%	↗	0.33
12/11/2017	USD 2,828.00	2.00%	2.32%	37.66%	↗	2.02
12/12/2017	USD 2,678.00	-5.45%	2.34%	37.98%	↘-	5.30
12/13/2017	USD 2,715.00	1.37%	2.34%	37.94%	↗	1.38
12/14/2017	USD 2,684.00	-1.15%	2.34%	37.88%	→-	1.14
12/15/2017	USD 2,612.00	-2.72%	2.34%	37.90%	→-	2.68
12/18/2017	USD 2,745.00	4.97%	2.35%	38.17%	↑	5.09
12/19/2017	USD 2,692.00	-1.95%	2.35%	38.14%	→-	1.93
12/20/2017	USD 2,637.00	-2.06%	2.35%	38.12%	→-	2.04
12/21/2017	USD 2,598.00	-1.49%	2.35%	38.07%	→-	1.48
12/22/2017	USD 2,667.00	2.62%	2.35%	38.10%	↗	2.66
12/25/2017	USD 2,733.00	2.44%	2.35%	38.11%	↗	2.47
12/26/2017	USD 2,643.00	-3.35%	2.35%	38.18%	→-	3.29
12/27/2017	USD 2,738.00	3.53%	2.36%	38.28%	↗	3.59
12/28/2017	USD 2,914.00	6.23%	2.39%	38.73%	↑	6.43
12/29/2017	USD 2,953.00	1.33%	2.39%	38.68%	↗	1.34

RIESGO		
ANZA (0% - 99%)	95%	
	USD 2,716.80	nivel maximo de perdida anual
	90%	nivel porcentual maximo de perdida anual

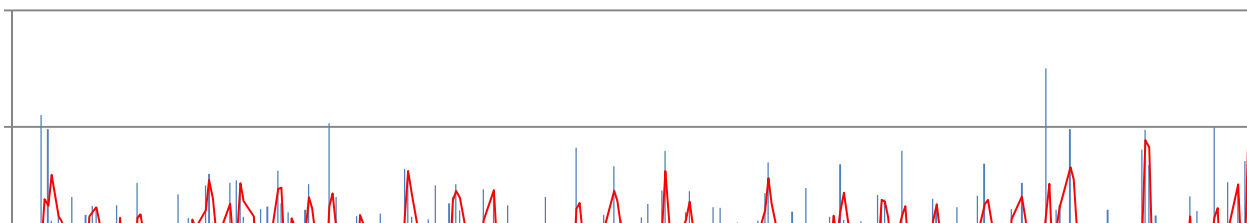
Riesgo Mensual			
MES	Media	VaR	VaR - %
	USD 3,316.22	USD 3,125.70	94%
	USD 2,904.76	USD 2,592.00	89%
	USD 2,992.43	USD 2,806.00	94%
	USD 3,189.47	USD 3,063.70	96%
	USD 3,234.21	USD 3,149.05	97%
	USD 2,993.59	USD 2,894.00	97%
	USD 2,956.52	USD 2,840.00	96%
	USD 2,905.17	USD 2,800.10	96%
	USD 3,008.27	USD 2,918.05	97%
	USD 2,912.59	USD 2,834.05	97%
	USD 3,051.82	USD 2,893.55	95%
	USD 2,774.00	USD 2,612.00	94%

### GAS NATURAL

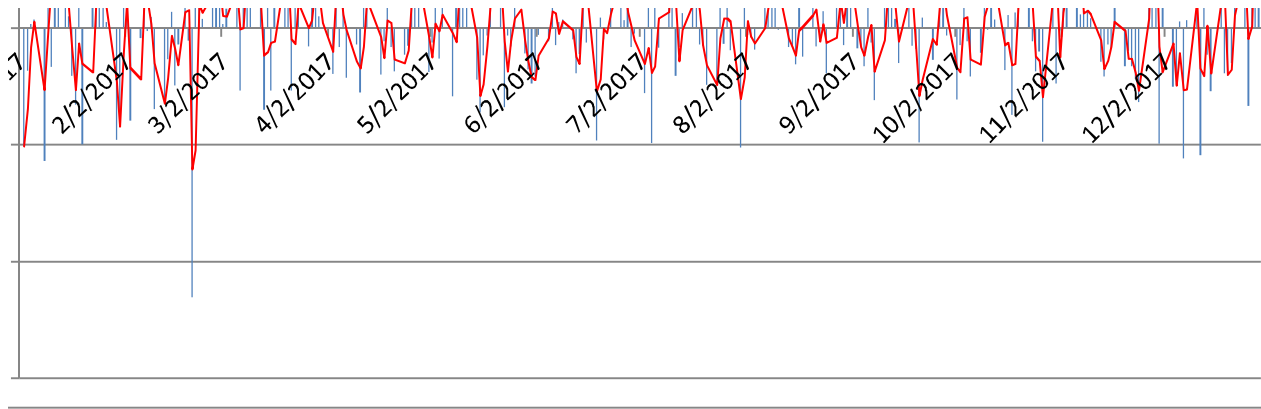
Media	3021.81749
Error típico	11.17990195
Mediana	3007
Moda	3043
Desviación estándar	181.3075414
Varianza de la muestra	32872.42458
Curtosis	-0.037783572
Coefficiente de asimetría	0.104750218
Rango	936
Mínimo	2564
Máximo	3500
Suma	794738
Cuenta	263

volatilidad acumulada anual                    38.68%  
ad en la retabilidad del Gas Natural diaria                    2.39%

## Rentabilidad en el Gas Natural













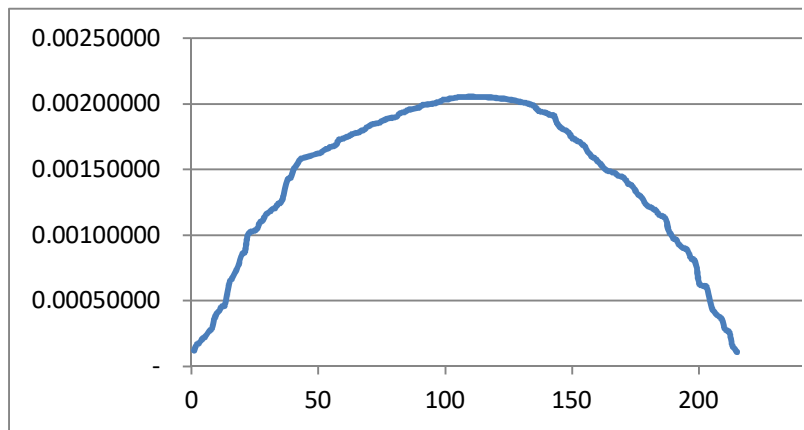


Frecuencia rango

promedio 3,028  
desviacion estanc 194.1751484

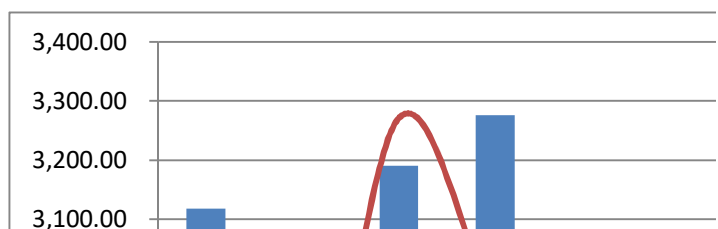
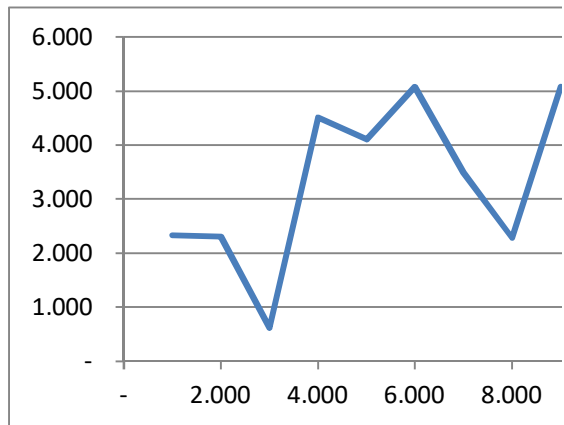
**GAS NATURAL**

2,564	0.00011757
2,592	0.00016427
2,598	0.00017600
2,612	0.00020597
2,617	0.00021760
2,627	0.00024237
2,637	0.00026924
2,643	0.00028641
2,667	0.00036327
2,678	0.00040302
2,684	0.00042594
2,692	0.00045784
2,693	0.00046194
2,715	0.00055822
2,733	0.00064556
2,738	0.00067113
2,745	0.00070786
2,752	0.00074562
2,763	0.00080696
2,772	0.00085882
2,774	0.00087054
2,794	0.00099108
2,799	0.00102204
2,800	0.00102826
2,801	0.00103450
2,804	0.00105327
2,811	0.00109737
2,813	0.00111005
2,819	0.00114822
2,822	0.00116738
2,824	0.00118017
2,827	0.00119938
2,828	0.00120579
2,833	0.00123787
2,834	0.00124429
2,840	0.00128278
2,854	0.00137219
2,863	0.00142901
2,864	0.00143528
2,873	0.00149114
2,878	0.00152170
2,883	0.00155185
2,888	0.00158155
2,889	0.00158743
2,890	0.00159330
2,891	0.00159914
2,892	0.00160496
2,893	0.00161075
2,894	0.00161653
2,895	0.00162228
2,896	0.00162802
2,899	0.00164507
2,901	0.00165632

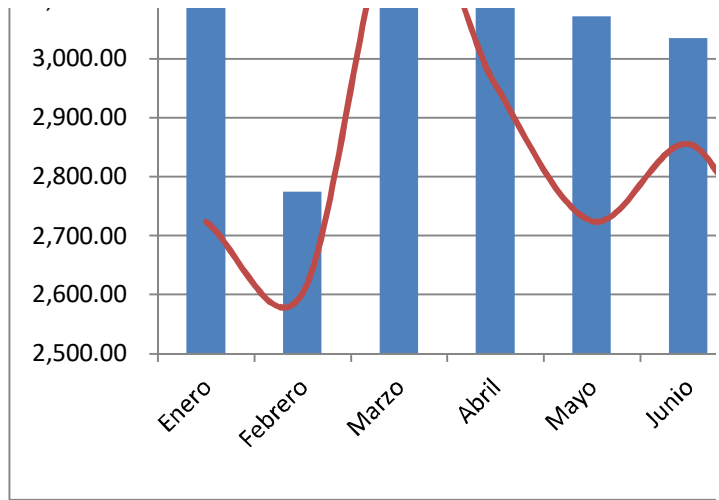


La rentabilidad de la inversion en Gas Natural durante el 2017 fue del:  
-15.6286% Variacion porcentual  
-1.4062% Rentabilidad

		Rentabilidad Mensual de la inversion				des
		Enero	Febrero	Marzo	Abril	
		-10.9429%	-11.0042%	14.9964%		2.6959%
		2.327	2.304	0.62		4.51
		-6.312%	-11.004%	14.996%		2.696%
1/3/2017		1/31/2017	2/28/2017	3/31/2017	4/28/2017	
		3,117.00	2,774.00	3,190.00	3,276.00	



2,902	0.00166190
2,904	0.00167300
2,905	0.00167851
2,907	0.00168945
2,914	0.00172686
2,915	0.00173209
2,916	0.00173728
2,918	0.00174759
2,919	0.00175269
2,922	0.00176781
2,923	0.00177279
2,924	0.00177773
2,925	0.00178264
2,928	0.00179716
2,929	0.00180193
2,933	0.00182066
2,935	0.00182981
2,938	0.00184324
2,939	0.00184765
2,940	0.00185201
2,941	0.00185634
2,944	0.00186908
2,946	0.00187737
2,948	0.00188550
2,949	0.00188951
2,950	0.00189347
2,951	0.00189739
2,953	0.00190510
2,959	0.00192719
2,961	0.00193421
2,962	0.00193765
2,966	0.00195094
2,968	0.00195731
2,969	0.00196043
2,970	0.00196350
2,972	0.00196949
2,974	0.00197529
2,980	0.00199154
2,981	0.00199407
2,982	0.00199656
2,983	0.00199899
2,984	0.00200138
2,985	0.00200371
2,989	0.00201255
2,991	0.00201666
2,999	0.00203103
3,000	0.00203259
3,001	0.00203410
3,007	0.00204203
3,008	0.00204317
3,011	0.00204625
3,017	0.00205097
3,020	0.00205260
3,021	0.00205303
3,024	0.00205401
3,025	0.00205422
3,027	0.00205449
3,028	0.00205454
3,034	0.00205371

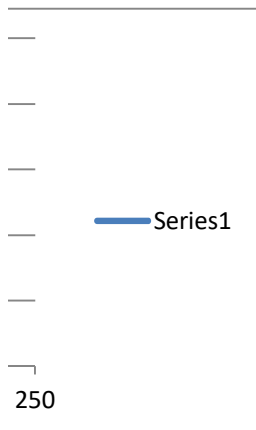


3,035	0.00205339
3,037	0.00205256
3,039	0.00205153
3,040	0.00205093
3,041	0.00205027
3,042	0.00204956
3,043	0.00204880
3,047	0.00204521
3,050	0.00204195
3,051	0.00204076
3,052	0.00203951
3,053	0.00203821
3,056	0.00203400
3,058	0.00203092
3,061	0.00202591
3,063	0.00202231
3,066	0.00201652
3,067	0.00201449
3,070	0.00200808
3,071	0.00200584
3,074	0.00199883
3,076	0.00199390
3,080	0.00198345
3,088	0.00196021
3,093	0.00194415
3,094	0.00194080
3,096	0.00193397
3,097	0.00193048
3,101	0.00191609
3,102	0.00191238
3,103	0.00190863
3,117	0.00185171
3,122	0.00182949
3,126	0.00181104
3,128	0.00180160
3,130	0.00179202
3,134	0.00177244
3,141	0.00173692
3,142	0.00173172
3,145	0.00171595
3,146	0.00171063
3,150	0.00168907
3,152	0.00167813
3,159	0.00163901
3,163	0.00161613
3,167	0.00159289
3,168	0.00158702
3,172	0.00156337
3,175	0.00154544
3,179	0.00152127
3,182	0.00150298
3,184	0.00149071
3,185	0.00148455
3,186	0.00147838
3,187	0.00147220
3,190	0.00145357
3,191	0.00144734
3,192	0.00144110
3,195	0.00142230

3,200	0.00139077
3,201	0.00138444
3,204	0.00136540
3,209	0.00133354
3,213	0.00130796
3,215	0.00129515
3,219	0.00126951
3,224	0.00123742
3,227	0.00121817
3,228	0.00121176
3,230	0.00119894
3,232	0.00118613
3,236	0.00116054
3,238	0.00114777
3,239	0.00114140
3,243	0.00111595
3,256	0.00103406
3,261	0.00100299
3,266	0.00097222
3,267	0.00096610
3,273	0.00092967
3,276	0.00091165
3,278	0.00089971
3,279	0.00089376
3,285	0.00085842
3,292	0.00081796
3,293	0.00081225
3,302	0.00076173
3,327	0.00063013
3,330	0.00061527
3,331	0.00061036
3,332	0.00060547
3,349	0.00052601
3,368	0.00044542
3,376	0.00041410
3,382	0.00039164
3,386	0.00037714
3,391	0.00035956
3,412	0.00029210
3,419	0.00027185
3,424	0.00025804
3,466	0.00016225
3,483	0.00013269
3,500	0.00010769


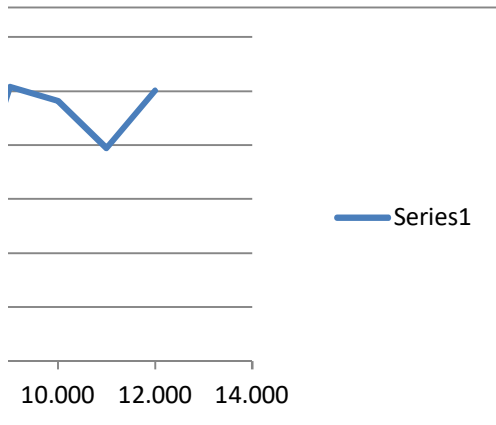


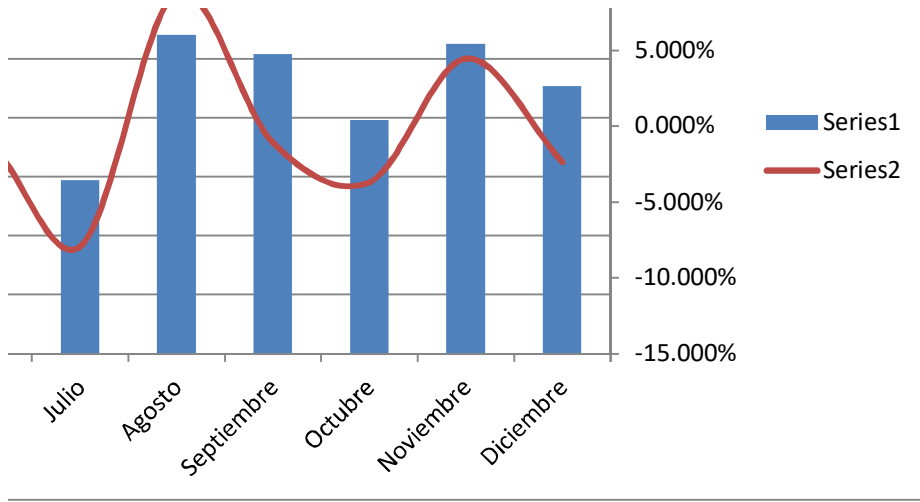




:

promedio	-0.0112695							
viacion estándar	0.078576932							
<b>Mayo</b>	<b>Junio</b>	<b>Julio</b>	<b>Agosto</b>	<b>Septiembre</b>	<b>Octubre</b>	<b>Noviembre</b>	<b>Diciembre</b>	
-6.2576%	-1.1723%	-7.9407%	8.8046%	-1.0855%	-3.6914%	4.4544%	-2.3802%	
4.10	5.08	3.49	2.28	5.08	4.81	3.95	5.01	
-6.258%	-1.172%	-7.941%	8.805%	-1.086%	-3.691%	4.454%	-2.380%	
5/31/2017	6/30/2017	7/31/2017	8/31/2017	9/29/2017	10/31/2017	11/30/2017	12/29/2017	
3,071.00	3,035.00	2,794.00	3,040.00	3,007.00	2,896.00	3,025.00	2,953.00	











VARIABLES DE ENTRADA PARA EL C

Etiquetas de fila	Cuenta de GAS NATURAL
USD 2,564	1
USD 2,592	1
USD 2,598	1
USD 2,612	1
USD 2,617	1
USD 2,627	1
USD 2,637	1
USD 2,643	1
USD 2,667	1
USD 2,678	1
USD 2,684	1
USD 2,692	1
USD 2,693	1
USD 2,715	1
USD 2,733	1
USD 2,738	1
USD 2,745	1
USD 2,752	1
USD 2,763	1
USD 2,772	1
USD 2,774	2
USD 2,794	1
USD 2,799	1
USD 2,800	1
USD 2,801	1
USD 2,804	1
USD 2,811	1
USD 2,813	1
USD 2,819	1
USD 2,822	1
USD 2,824	1
USD 2,827	1
USD 2,828	1
USD 2,833	1
USD 2,834	1
USD 2,840	1
USD 2,854	2
USD 2,863	1
USD 2,864	1
USD 2,873	1
USD 2,878	1
USD 2,883	1
USD 2,888	1
USD 2,889	1
USD 2,890	3
USD 2,891	1
USD 2,892	1
USD 2,893	3
USD 2,894	3
USD 2,895	1
USD 2,896	1
USD 2,899	1

USD 2,901	2
USD 2,902	1
USD 2,904	1
USD 2,905	1
USD 2,907	1
USD 2,914	2
USD 2,915	1
USD 2,916	1
USD 2,918	1
USD 2,919	2
USD 2,922	1
USD 2,923	1
USD 2,924	1
USD 2,925	2
USD 2,928	2
USD 2,929	3
USD 2,933	1
USD 2,935	2
USD 2,938	1
USD 2,939	2
USD 2,940	1
USD 2,941	1
USD 2,944	2
USD 2,946	2
USD 2,948	1
USD 2,949	1
USD 2,950	1
USD 2,951	1
USD 2,953	1
USD 2,959	2
USD 2,961	2
USD 2,962	2
USD 2,966	2
USD 2,968	1
USD 2,969	1
USD 2,970	1
USD 2,972	1
USD 2,974	3
USD 2,980	1
USD 2,981	2
USD 2,982	1
USD 2,983	1
USD 2,984	2
USD 2,985	3
USD 2,989	1
USD 2,991	1
USD 2,999	1
USD 3,000	2
USD 3,001	1
USD 3,007	1
USD 3,008	2
USD 3,011	1
USD 3,017	2
USD 3,020	2
USD 3,021	1
USD 3,024	2
USD 3,025	1
USD 3,027	1
USD 3,028	1

USD 3,034	1
USD 3,035	1
USD 3,037	2
USD 3,039	1
USD 3,040	1
USD 3,041	1
USD 3,042	2
USD 3,043	4
USD 3,047	2
USD 3,050	1
USD 3,051	1
USD 3,052	1
USD 3,053	1
USD 3,056	1
USD 3,058	1
USD 3,061	1
USD 3,063	1
USD 3,066	2
USD 3,067	1
USD 3,070	2
USD 3,071	1
USD 3,074	1
USD 3,076	1
USD 3,080	1
USD 3,088	1
USD 3,093	1
USD 3,094	1
USD 3,096	1
USD 3,097	1
USD 3,101	1
USD 3,102	1
USD 3,103	1
USD 3,117	1
USD 3,122	1
USD 3,126	1
USD 3,128	1
USD 3,130	1
USD 3,134	1
USD 3,141	1
USD 3,142	1
USD 3,145	2
USD 3,146	1
USD 3,150	1
USD 3,152	1
USD 3,159	1
USD 3,163	1
USD 3,167	1
USD 3,168	1
USD 3,172	1
USD 3,175	2
USD 3,179	1
USD 3,182	1
USD 3,184	1
USD 3,185	1
USD 3,186	1
USD 3,187	2
USD 3,190	1
USD 3,191	1
USD 3,192	1



USD 3,195	1
USD 3,200	1
USD 3,201	1
USD 3,204	1
USD 3,209	1
USD 3,213	1
USD 3,215	1
USD 3,219	1
USD 3,224	1
USD 3,227	2
USD 3,228	1
USD 3,230	1
USD 3,232	1
USD 3,236	2
USD 3,238	1
USD 3,239	1
USD 3,243	1
USD 3,256	1
USD 3,261	1
USD 3,266	2
USD 3,267	1
USD 3,273	1
USD 3,276	1
USD 3,278	1
USD 3,279	1
USD 3,285	1
USD 3,292	1
USD 3,293	1
USD 3,302	1
USD 3,327	1
USD 3,330	1
USD 3,331	1
USD 3,332	1
USD 3,349	1
USD 3,368	1
USD 3,376	1
USD 3,382	1
USD 3,386	1
USD 3,391	1
USD 3,412	1
USD 3,419	1
USD 3,424	1
USD 3,466	1
USD 3,483	1
USD 3,500	1
<b>Total general</b>	<b>263</b>



**GAS NATURAL EN EL 2017**

**PROBABILIDAD    PROBABILIDAD / COMPLEMENTO**

0.3802%	0.38023%	99.61977%
0.3802%	0.76046%	99.23954%
0.3802%	1.14068%	98.85932%
0.3802%	1.52091%	98.47909%
0.3802%	1.90114%	98.09886%
0.3802%	2.28137%	97.71863%
0.3802%	2.66160%	97.33840%
0.3802%	3.04183%	96.95817%
0.3802%	3.42205%	96.57795%
0.3802%	3.80228%	96.19772%
0.3802%	4.18251%	95.81749%
0.3802%	4.56274%	95.43726%
0.3802%	4.94297%	95.05703%
0.3802%	5.32319%	94.67681%
0.3802%	5.70342%	94.29658%
0.3802%	6.08365%	93.91635%
0.3802%	6.46388%	93.53612%
0.3802%	6.84411%	93.15589%
0.3802%	7.22433%	92.77567%
0.3802%	7.60456%	92.39544%
0.7605%	8.36502%	91.63498%
0.3802%	8.74525%	91.25475%
0.3802%	9.12548%	90.87452%
0.3802%	9.50570%	90.49430%
0.3802%	9.88593%	90.11407%
0.3802%	10.26616%	89.73384%
0.3802%	10.64639%	89.35361%
0.3802%	11.02662%	88.97338%
0.3802%	11.40684%	88.59316%
0.3802%	11.78707%	88.21293%
0.3802%	12.16730%	87.83270%
0.3802%	12.54753%	87.45247%
0.3802%	12.92776%	87.07224%
0.3802%	13.30798%	86.69202%
0.3802%	13.68821%	86.31179%
0.3802%	14.06844%	85.93156%
0.7605%	14.82890%	85.17110%
0.3802%	15.20913%	84.79087%
0.3802%	15.58935%	84.41065%
0.3802%	15.96958%	84.03042%
0.3802%	16.34981%	83.65019%
0.3802%	16.73004%	83.26996%
0.3802%	17.11027%	82.88973%
0.3802%	17.49049%	82.50951%
1.1407%	18.63118%	81.36882%
0.3802%	19.01141%	80.98859%
0.3802%	19.39163%	80.60837%
1.1407%	20.53232%	79.46768%
1.1407%	21.67300%	78.32700%
0.3802%	22.05323%	77.94677%
0.3802%	22.43346%	77.56654%
0.3802%	22.81369%	77.18631%

**GAS NATURAL**

2,564
2,592
2,598
2,612
2,617
2,627
2,637
2,643
2,667
2,678
2,684
2,692
2,693
2,715
2,733
2,738
2,745
2,752
2,763
2,772
2,774
2,774
2,794
2,799
2,800
2,801
2,804
2,811
2,813
2,819
2,822
2,824
2,827
2,828
2,833
2,834
2,840
2,854
2,854
2,863
2,864
2,873
2,878
2,883
2,888
2,889
2,890
2,890
2,890
2,891
2,892
2,893
2,893

0.7605%	23.57414%	76.42586%	2,893
0.3802%	23.95437%	76.04563%	2,894
0.3802%	24.33460%	75.66540%	2,894
0.3802%	24.71483%	75.28517%	2,894
0.3802%	25.09506%	74.90494%	2,895
0.7605%	25.85551%	74.14449%	2,896
0.3802%	26.23574%	73.76426%	2,899
0.3802%	26.61597%	73.38403%	2,901
0.3802%	26.99620%	73.00380%	2,901
0.7605%	27.75665%	72.24335%	2,902
0.3802%	28.13688%	71.86312%	2,904
0.3802%	28.51711%	71.48289%	2,905
0.3802%	28.89734%	71.10266%	2,907
0.7605%	29.65779%	70.34221%	2,914
0.7605%	30.41825%	69.58175%	2,914
1.1407%	31.55894%	68.44106%	2,915
0.3802%	31.93916%	68.06084%	2,916
0.7605%	32.69962%	67.30038%	2,918
0.3802%	33.07985%	66.92015%	2,919
0.7605%	33.84030%	66.15970%	2,919
0.3802%	34.22053%	65.77947%	2,922
0.3802%	34.60076%	65.39924%	2,923
0.7605%	35.36122%	64.63878%	2,924
0.7605%	36.12167%	63.87833%	2,925
0.3802%	36.50190%	63.49810%	2,925
0.3802%	36.88213%	63.11787%	2,928
0.3802%	37.26236%	62.73764%	2,928
0.3802%	37.64259%	62.35741%	2,929
0.3802%	38.02281%	61.97719%	2,929
0.7605%	38.78327%	61.21673%	2,929
0.7605%	39.54373%	60.45627%	2,933
0.7605%	40.30418%	59.69582%	2,935
0.7605%	41.06464%	58.93536%	2,935
0.3802%	41.44487%	58.55513%	2,938
0.3802%	41.82510%	58.17490%	2,939
0.3802%	42.20532%	57.79468%	2,939
0.3802%	42.58555%	57.41445%	2,940
1.1407%	43.72624%	56.27376%	2,941
0.3802%	44.10646%	55.89354%	2,944
0.7605%	44.86692%	55.13308%	2,944
0.3802%	45.24715%	54.75285%	2,946
0.3802%	45.62738%	54.37262%	2,946
0.7605%	46.38783%	53.61217%	2,948
1.1407%	47.52852%	52.47148%	2,949
0.3802%	47.90875%	52.09125%	2,950
0.3802%	48.28897%	51.71103%	2,951
0.3802%	48.66920%	51.33080%	2,953
0.7605%	49.42966%	50.57034%	2,959
0.3802%	49.80989%	50.19011%	2,959
0.3802%	50.19011%	49.80989%	2,961
0.7605%	50.95057%	49.04943%	2,961
0.3802%	51.33080%	48.66920%	2,962
0.7605%	52.09125%	47.90875%	2,962
0.7605%	52.85171%	47.14829%	2,966
0.3802%	53.23194%	46.76806%	2,966
0.7605%	53.99240%	46.00760%	2,968
0.3802%	54.37262%	45.62738%	2,969
0.3802%	54.75285%	45.24715%	2,970
0.3802%	55.13308%	44.86692%	2,972

0.3802%	55.51331%	44.48669%	2,974
0.3802%	55.89354%	44.10646%	2,974
0.7605%	56.65399%	43.34601%	2,974
0.3802%	57.03422%	42.96578%	2,980
0.3802%	57.41445%	42.58555%	2,981
0.3802%	57.79468%	42.20532%	2,981
0.7605%	58.55513%	41.44487%	2,982
1.5209%	60.07605%	39.92395%	2,983
0.7605%	60.83650%	39.16350%	2,984
0.3802%	61.21673%	38.78327%	2,984
0.3802%	61.59696%	38.40304%	2,985
0.3802%	61.97719%	38.02281%	2,985
0.3802%	62.35741%	37.64259%	2,985
0.3802%	62.73764%	37.26236%	2,989
0.3802%	63.11787%	36.88213%	2,991
0.3802%	63.49810%	36.50190%	2,999
0.3802%	63.87833%	36.12167%	3,000
0.7605%	64.63878%	35.36122%	3,000
0.3802%	65.01901%	34.98099%	3,001
0.7605%	65.77947%	34.22053%	3,007
0.3802%	66.15970%	33.84030%	3,008
0.3802%	66.53992%	33.46008%	3,008
0.3802%	66.92015%	33.07985%	3,011
0.3802%	67.30038%	32.69962%	3,017
0.3802%	67.68061%	32.31939%	3,017
0.3802%	68.06084%	31.93916%	3,020
0.3802%	68.44106%	31.55894%	3,020
0.3802%	68.82129%	31.17871%	3,021
0.3802%	69.20152%	30.79848%	3,024
0.3802%	69.58175%	30.41825%	3,024
0.3802%	69.96198%	30.03802%	3,025
0.3802%	70.34221%	29.65779%	3,027
0.3802%	70.72243%	29.27757%	3,028
0.3802%	71.10266%	28.89734%	3,034
0.3802%	71.48289%	28.51711%	3,035
0.3802%	71.86312%	28.13688%	3,037
0.3802%	72.24335%	27.75665%	3,037
0.3802%	72.62357%	27.37643%	3,039
0.3802%	73.00380%	26.99620%	3,040
0.3802%	73.38403%	26.61597%	3,041
0.7605%	74.14449%	25.85551%	3,042
0.3802%	74.52471%	25.47529%	3,042
0.3802%	74.90494%	25.09506%	3,043
0.3802%	75.28517%	24.71483%	3,043
0.3802%	75.66540%	24.33460%	3,043
0.3802%	76.04563%	23.95437%	3,043
0.3802%	76.42586%	23.57414%	3,047
0.3802%	76.80608%	23.19392%	3,047
0.3802%	77.18631%	22.81369%	3,050
0.7605%	77.94677%	22.05323%	3,051
0.3802%	78.32700%	21.67300%	3,052
0.3802%	78.70722%	21.29278%	3,053
0.3802%	79.08745%	20.91255%	3,056
0.3802%	79.46768%	20.53232%	3,058
0.3802%	79.84791%	20.15209%	3,061
0.7605%	80.60837%	19.39163%	3,063
0.3802%	80.98859%	19.01141%	3,066
0.3802%	81.36882%	18.63118%	3,066
0.3802%	81.74905%	18.25095%	3,067

0.3802%	82.12928%	17.87072%	3,070
0.3802%	82.50951%	17.49049%	3,070
0.3802%	82.88973%	17.11027%	3,071
0.3802%	83.26996%	16.73004%	3,074
0.3802%	83.65019%	16.34981%	3,076
0.3802%	84.03042%	15.96958%	3,080
0.3802%	84.41065%	15.58935%	3,088
0.3802%	84.79087%	15.20913%	3,093
0.3802%	85.17110%	14.82890%	3,094
0.7605%	85.93156%	14.06844%	3,096
0.3802%	86.31179%	13.68821%	3,097
0.3802%	86.69202%	13.30798%	3,101
0.3802%	87.07224%	12.92776%	3,102
0.7605%	87.83270%	12.16730%	3,103
0.3802%	88.21293%	11.78707%	3,117
0.3802%	88.59316%	11.40684%	3,122
0.3802%	88.97338%	11.02662%	3,126
0.3802%	89.35361%	10.64639%	3,128
0.3802%	89.73384%	10.26616%	3,130
0.7605%	90.49430%	9.50570%	3,134
0.3802%	90.87452%	9.12548%	3,141
0.3802%	91.25475%	8.74525%	3,142
0.3802%	91.63498%	8.36502%	3,145
0.3802%	92.01521%	7.98479%	3,145
0.3802%	92.39544%	7.60456%	3,146
0.3802%	92.77567%	7.22433%	3,150
0.3802%	93.15589%	6.84411%	3,152
0.3802%	93.53612%	6.46388%	3,159
0.3802%	93.91635%	6.08365%	3,163
0.3802%	94.29658%	5.70342%	3,167
0.3802%	94.67681%	5.32319%	3,168
0.3802%	95.05703%	4.94297%	3,172
0.3802%	95.43726%	4.56274%	3,175
0.3802%	95.81749%	4.18251%	3,175
0.3802%	96.19772%	3.80228%	3,179
0.3802%	96.57795%	3.42205%	3,182
0.3802%	96.95817%	3.04183%	3,184
0.3802%	97.33840%	2.66160%	3,185
0.3802%	97.71863%	2.28137%	3,186
0.3802%	98.09886%	1.90114%	3,187
0.3802%	98.47909%	1.52091%	3,187
0.3802%	98.85932%	1.14068%	3,190
0.3802%	99.23954%	0.76046%	3,191
0.3802%	99.61977%	0.38023%	3,192
0.3802%	100.00000%	0.00000%	3,195
			3,200
			3,201
			3,204
			3,209
			3,213
			3,215
			3,219
			3,224
			3,227
			3,227
			3,228
			3,230
			3,232
			3,236

3,236

3,238

3,239

3,243

3,256

3,261

3,266

3,266

3,267

3,273

3,276

3,278

3,279

3,285

3,292

3,293

3,302

3,327

3,330

3,331

3,332

3,349

3,368

3,376

3,382

3,386

3,391

3,412

3,419

3,424

3,466

3,483

3,500

plata - May 2018 (SIK8)

Maximo Precio Minimo Diferencia Promedio PLATA

18,620.00 15,371.00 3,249.00 17,049.11

Fecha	Último	RENDIMIENTO	VOLATILIDAD DI	VOLATILIDAD AN	VARIACION
1/2/2017	USD 16,015.00				
1/3/2017	USD 16,356.00	2.11%			↑ 2.13
1/4/2017	USD 16,499.00	0.87%	0.87%	15.42%	↔ 0.87
1/5/2017	USD 16,584.00	0.51%	0.84%	14.74%	↔ 0.52
1/6/2017	USD 16,466.00	-0.71%	1.16%	20.47%	↔ - 0.71
1/8/2017	USD 16,557.00	0.55%	1.01%	17.76%	↔ 0.55
1/9/2017	USD 16,630.00	0.44%	0.91%	15.97%	↔ 0.44
1/10/2017	USD 16,803.00	1.03%	0.84%	14.83%	↔ 1.04
1/11/2017	USD 16,783.00	-0.12%	0.83%	14.62%	↔ - 0.12
1/12/2017	USD 16,951.00	1.00%	0.79%	13.89%	↔ 1.00
1/13/2017	USD 16,887.00	-0.38%	0.81%	14.25%	↔ - 0.38
1/15/2017	USD 16,898.00	0.07%	0.78%	13.74%	↔ 0.07
1/16/2017	USD 16,832.00	-0.39%	0.79%	13.85%	↔ - 0.39
1/17/2017	USD 17,271.00	2.57%	0.96%	16.95%	↑ 2.61
1/18/2017	USD 17,235.00	-0.21%	0.95%	16.71%	↔ - 0.21
1/19/2017	USD 17,119.00	-0.68%	0.96%	17.00%	↔ - 0.67
1/20/2017	USD 16,997.00	-0.72%	0.98%	17.20%	↔ - 0.71
1/22/2017	USD 17,182.00	1.08%	0.96%	16.93%	↔ 1.09
1/23/2017	USD 17,150.00	-0.19%	0.94%	16.61%	↔ - 0.19
1/24/2017	USD 17,305.00	0.90%	0.92%	16.28%	↔ 0.90
1/25/2017	USD 16,944.00	-2.11%	1.06%	18.70%	↔ - 2.09
1/26/2017	USD 16,970.00	0.15%	1.03%	18.23%	↔ 0.15
1/27/2017	USD 17,258.00	1.68%	1.05%	18.56%	↑ 1.70
1/29/2017	USD 17,218.00	-0.23%	1.04%	18.26%	↔ - 0.23
1/30/2017	USD 17,122.00	-0.56%	1.03%	18.13%	↔ - 0.56
1/31/2017	USD 17,512.00	2.25%	1.08%	19.06%	↑ 2.28
2/1/2017	USD 17,420.00	-0.53%	1.07%	18.93%	↔ - 0.53
2/2/2017	USD 17,402.00	-0.10%	1.06%	18.62%	↔ - 0.10
2/3/2017	USD 17,453.00	0.29%	1.04%	18.27%	↔ 0.29
2/5/2017	USD 17,487.00	0.19%	1.02%	17.94%	↔ 0.19
2/6/2017	USD 17,667.00	1.02%	1.01%	17.78%	↔ 1.03
2/7/2017	USD 17,733.00	0.37%	0.99%	17.48%	↔ 0.37
2/8/2017	USD 17,683.00	-0.28%	0.98%	17.31%	↔ - 0.28
2/9/2017	USD 17,720.00	0.21%	0.97%	17.04%	↔ 0.21
2/10/2017	USD 17,912.00	1.08%	0.96%	16.94%	↔ 1.08
2/12/2017	USD 17,932.00	0.11%	0.95%	16.70%	↔ 0.11
2/13/2017	USD 17,804.00	-0.72%	0.95%	16.74%	↔ - 0.71
2/14/2017	USD 17,872.00	0.38%	0.94%	16.51%	↔ 0.38
2/15/2017	USD 17,947.00	0.42%	0.92%	16.29%	↔ 0.42
2/16/2017	USD 18,063.00	0.64%	0.91%	16.10%	↔ 0.65
2/17/2017	USD 18,019.00	-0.24%	0.91%	15.97%	↔ - 0.24
2/19/2017	USD 18,002.00	-0.09%	0.90%	15.80%	↔ - 0.09
2/20/2017	USD 18,043.00	0.23%	0.89%	15.61%	↔ 0.23
2/21/2017	USD 17,990.00	-0.29%	0.88%	15.50%	↔ - 0.29
2/22/2017	USD 18,091.00	0.56%	0.87%	15.34%	↔ 0.56
2/23/2017	USD 18,113.00	0.12%	0.86%	15.17%	↔ 0.12
2/24/2017	USD 18,474.00	1.97%	0.89%	15.64%	↑ 1.99
2/26/2017	USD 18,388.00	-0.47%	0.88%	15.59%	↔ - 0.47
2/27/2017	USD 18,354.00	-0.19%	0.88%	15.48%	↔ - 0.18
2/28/2017	USD 18,420.00	0.36%	0.87%	15.32%	↔ 0.36
3/1/2017	USD 18,443.00	0.12%	0.86%	15.16%	↔ 0.12
3/2/2017	USD 17,705.00	-4.08%	1.05%	18.48%	↓ - 4.00
3/3/2017	USD 17,697.00	-0.05%	1.04%	18.31%	↔ - 0.05
3/5/2017	USD 17,977.00	1.57%	1.05%	18.44%	↑ 1.58
3/6/2017	USD 17,725.00	-1.41%	1.06%	18.68%	↔ - 1.40
3/7/2017	USD 17,492.00	-1.32%	1.07%	18.85%	↔ - 1.31
3/8/2017	USD 17,257.00	-1.35%	1.08%	19.01%	↔ - 1.34
3/9/2017	USD 16,993.00	-1.54%	1.09%	19.24%	↔ - 1.53



3/10/2017	USD 16,883.00	-0.65%	1.09%	19.15%	→ -	0.65
3/12/2017	USD 17,017.00	0.79%	1.08%	19.06%	↗	0.79
3/13/2017	USD 16,935.00	-0.48%	1.07%	18.94%	→ -	0.48
3/14/2017	USD 16,888.00	-0.28%	1.07%	18.80%	→ -	0.28
3/15/2017	USD 16,888.00	0.00%	1.06%	18.65%	→	-
3/16/2017	USD 17,296.00	2.39%	1.09%	19.19%	↑	2.42
3/17/2017	USD 17,379.00	0.48%	1.08%	19.05%	↗	0.48
3/19/2017	USD 17,428.00	0.28%	1.07%	18.91%	↗	0.28
3/20/2017	USD 17,403.00	-0.14%	1.06%	18.77%	→ -	0.14
3/21/2017	USD 17,550.00	0.84%	1.06%	18.69%	↗	0.84
3/22/2017	USD 17,545.00	-0.03%	1.05%	18.56%	→ -	0.03
3/23/2017	USD 17,563.00	0.10%	1.04%	18.42%	→	0.10
3/24/2017	USD 17,821.00	1.46%	1.05%	18.50%	↗	1.47
3/26/2017	USD 17,855.00	0.19%	1.04%	18.36%	↗	0.19
3/27/2017	USD 18,080.00	1.25%	1.04%	18.38%	↗	1.26
3/28/2017	USD 18,225.00	0.80%	1.04%	18.30%	↗	0.80
3/29/2017	USD 18,327.00	0.56%	1.03%	18.19%	↗	0.56
3/30/2017	USD 18,185.00	-0.78%	1.03%	18.17%	→ -	0.77
3/31/2017	USD 18,235.00	0.27%	1.02%	18.05%	↗	0.27
4/2/2017	USD 18,237.00	0.01%	1.02%	17.93%	→	0.01
4/3/2017	USD 18,191.00	-0.25%	1.01%	17.83%	→ -	0.25
4/4/2017	USD 18,399.00	1.14%	1.01%	17.83%	↗	1.14
4/5/2017	USD 18,166.00	-1.27%	1.02%	17.94%	→ -	1.27
4/6/2017	USD 18,225.00	0.32%	1.01%	17.83%	↗	0.32
4/7/2017	USD 18,130.00	-0.52%	1.01%	17.77%	→ -	0.52
4/9/2017	USD 17,992.00	-0.76%	1.01%	17.75%	→ -	0.76
4/10/2017	USD 17,894.00	-0.55%	1.00%	17.69%	→ -	0.54
4/11/2017	USD 18,233.00	1.88%	1.02%	17.90%	↑	1.89
4/12/2017	USD 18,279.00	0.25%	1.01%	17.80%	↗	0.25
4/13/2017	USD 18,489.00	1.14%	1.01%	17.79%	↗	1.15
4/14/2017	USD 18,545.00	0.30%	1.00%	17.69%	↗	0.30
4/16/2017	USD 18,620.00	0.40%	1.00%	17.60%	↗	0.40
4/17/2017	USD 18,493.00	-0.68%	1.00%	17.57%	→ -	0.68
4/18/2017	USD 18,350.00	-0.78%	1.00%	17.56%	→ -	0.77
4/19/2017	USD 18,240.00	-0.60%	0.99%	17.51%	→ -	0.60
4/20/2017	USD 18,098.00	-0.78%	0.99%	17.50%	→ -	0.78
4/21/2017	USD 17,830.00	-1.49%	1.00%	17.65%	→ -	1.48
4/23/2017	USD 17,910.00	0.45%	1.00%	17.57%	↗	0.45
4/24/2017	USD 17,932.00	0.12%	0.99%	17.48%	→	0.12
4/25/2017	USD 17,581.00	-1.98%	1.01%	17.79%	→ -	1.96
4/26/2017	USD 17,431.00	-0.86%	1.01%	17.78%	→ -	0.85
4/27/2017	USD 17,265.00	-0.96%	1.01%	17.78%	→ -	0.95
4/28/2017	USD 17,191.00	-0.43%	1.00%	17.71%	→ -	0.43
4/30/2017	USD 17,295.00	0.60%	1.00%	17.65%	↗	0.60
5/1/2017	USD 16,780.00	-3.02%	1.04%	18.38%	↓ -	2.98
5/2/2017	USD 16,769.00	-0.07%	1.04%	18.29%	→ -	0.07
5/3/2017	USD 16,487.00	-1.70%	1.05%	18.45%	→ -	1.68
5/4/2017	USD 16,244.00	-1.48%	1.05%	18.54%	→ -	1.47
5/5/2017	USD 16,215.00	-0.18%	1.05%	18.45%	→ -	0.18
5/7/2017	USD 16,490.00	1.68%	1.05%	18.59%	↑	1.70
5/8/2017	USD 16,199.00	-1.78%	1.06%	18.75%	→ -	1.76
5/9/2017	USD 16,008.00	-1.19%	1.06%	18.77%	→ -	1.18
5/10/2017	USD 16,151.00	0.89%	1.06%	18.75%	↗	0.89
5/11/2017	USD 16,209.00	0.36%	1.06%	18.67%	↗	0.36
5/12/2017	USD 16,346.00	0.84%	1.06%	18.64%	↗	0.85
5/14/2017	USD 16,471.00	0.76%	1.05%	18.60%	↗	0.76
5/15/2017	USD 16,561.00	0.54%	1.05%	18.53%	↗	0.55
5/16/2017	USD 16,693.00	0.79%	1.05%	18.50%	↗	0.80
5/17/2017	USD 16,852.00	0.95%	1.05%	18.48%	↗	0.95
5/18/2017	USD 16,621.00	-1.38%	1.05%	18.54%	→ -	1.37
5/19/2017	USD 16,750.00	0.77%	1.05%	18.50%	↗	0.78
5/21/2017	USD 16,990.00	1.42%	1.05%	18.56%	↗	1.43
5/22/2017	USD 17,191.00	1.18%	1.05%	18.57%	↗	1.18

5/23/2017	USD 17,091.00	-0.58%	1.05%	18.52%	→ -	0.58
5/24/2017	USD 17,077.00	-0.08%	1.05%	18.44%	→ -	0.08
5/25/2017	USD 17,152.00	0.44%	1.04%	18.38%	↗	0.44
5/26/2017	USD 17,283.00	0.76%	1.04%	18.34%	↗	0.76
5/28/2017	USD 17,390.00	0.62%	1.04%	18.29%	↗	0.62
5/29/2017	USD 17,392.00	0.01%	1.03%	18.21%	→ -	0.01
5/30/2017	USD 17,388.00	-0.02%	1.03%	18.14%	→ -	0.02
5/31/2017	USD 17,368.00	-0.12%	1.02%	18.07%	→ -	0.12
6/1/2017	USD 17,243.00	-0.72%	1.02%	18.04%	→ -	0.72
6/2/2017	USD 17,487.00	1.41%	1.03%	18.09%	↗	1.42
6/4/2017	USD 17,574.00	0.50%	1.02%	18.03%	↗	0.50
6/5/2017	USD 17,547.00	-0.15%	1.02%	17.97%	→ -	0.15
6/6/2017	USD 17,677.00	0.74%	1.02%	17.93%	↗	0.74
6/7/2017	USD 17,587.00	-0.51%	1.01%	17.88%	→ -	0.51
6/8/2017	USD 17,384.00	-1.16%	1.02%	17.92%	→ -	1.15
6/9/2017	USD 17,193.00	-1.10%	1.02%	17.94%	→ -	1.10
6/11/2017	USD 17,147.00	-0.27%	1.01%	17.88%	→ -	0.27
6/12/2017	USD 16,914.00	-1.37%	1.02%	17.94%	↘ -	1.36
6/13/2017	USD 16,738.00	-1.05%	1.02%	17.95%	→ -	1.04
6/14/2017	USD 17,107.00	2.18%	1.03%	18.17%	↑	2.20
6/15/2017	USD 16,691.00	-2.46%	1.05%	18.48%	↘ -	2.43
6/16/2017	USD 16,636.00	-0.33%	1.04%	18.42%	→ -	0.33
6/18/2017	USD 16,668.00	0.19%	1.04%	18.36%	↗	0.19
6/19/2017	USD 16,483.00	-1.12%	1.04%	18.37%	→ -	1.11
6/20/2017	USD 16,398.00	-0.52%	1.04%	18.32%	→ -	0.52
6/21/2017	USD 16,355.00	-0.26%	1.04%	18.27%	→ -	0.26
6/22/2017	USD 16,490.00	0.82%	1.03%	18.24%	↗	0.83
6/23/2017	USD 16,628.00	0.83%	1.03%	18.22%	↗	0.84
6/25/2017	USD 16,680.00	0.31%	1.03%	18.16%	↗	0.31
6/26/2017	USD 16,560.00	-0.72%	1.03%	18.13%	→ -	0.72
6/27/2017	USD 16,651.00	0.55%	1.03%	18.09%	↗	0.55
6/28/2017	USD 16,715.00	0.38%	1.02%	18.03%	↗	0.38
6/29/2017	USD 16,586.00	-0.77%	1.02%	18.01%	→ -	0.77
6/30/2017	USD 16,568.00	-0.11%	1.02%	17.95%	→ -	0.11
7/2/2017	USD 16,593.00	0.15%	1.01%	17.90%	→ -	0.15
7/3/2017	USD 16,037.00	-3.41%	1.05%	18.48%	↘ -	3.35
7/4/2017	USD 16,126.00	0.55%	1.05%	18.44%	↗	0.55
7/5/2017	USD 15,842.00	-1.78%	1.05%	18.55%	↘ -	1.76
7/6/2017	USD 15,927.00	0.54%	1.05%	18.51%	↗	0.54
7/7/2017	USD 15,371.00	-3.55%	1.08%	19.10%	↘ -	3.49
7/9/2017	USD 15,589.00	1.41%	1.09%	19.15%	↗	1.42
7/10/2017	USD 15,577.00	-0.08%	1.08%	19.09%	→ -	0.08
7/11/2017	USD 15,697.00	0.77%	1.08%	19.06%	↗	0.77
7/12/2017	USD 15,839.00	0.90%	1.08%	19.04%	↗	0.90
7/13/2017	USD 15,642.00	-1.25%	1.08%	19.06%	↘ -	1.24
7/14/2017	USD 15,884.00	1.54%	1.08%	19.12%	↑	1.55
7/16/2017	USD 16,022.00	0.87%	1.08%	19.10%	↗	0.87
7/17/2017	USD 16,050.00	0.17%	1.08%	19.04%	↗	0.17
7/18/2017	USD 16,222.00	1.07%	1.08%	19.04%	↗	1.07
7/19/2017	USD 16,251.00	0.18%	1.08%	18.99%	↗	0.18
7/20/2017	USD 16,299.00	0.29%	1.07%	18.93%	↗	0.30
7/21/2017	USD 16,410.00	0.68%	1.07%	18.90%	↗	0.68
7/23/2017	USD 16,504.00	0.57%	1.07%	18.86%	↗	0.57
7/24/2017	USD 16,398.00	-0.64%	1.07%	18.83%	→ -	0.64
7/25/2017	USD 16,497.00	0.60%	1.07%	18.79%	↗	0.60
7/26/2017	USD 16,415.00	-0.50%	1.06%	18.75%	→ -	0.50
7/27/2017	USD 16,529.00	0.69%	1.06%	18.72%	↗	0.69
7/28/2017	USD 16,664.00	0.81%	1.06%	18.69%	↗	0.82
7/30/2017	USD 16,773.00	0.65%	1.06%	18.66%	↗	0.65
7/31/2017	USD 16,750.00	-0.14%	1.06%	18.61%	→ -	0.14
8/1/2017	USD 16,728.00	-0.13%	1.05%	18.56%	→ -	0.13
8/2/2017	USD 16,733.00	0.03%	1.05%	18.51%	→ -	0.03
8/3/2017	USD 16,630.00	-0.62%	1.05%	18.47%	→ -	0.62

8/4/2017	USD 16,222.00	-2.48%	1.06%	18.71%	↘ -	2.45
8/6/2017	USD 16,225.00	0.02%	1.06%	18.66%	→	0.02
8/7/2017	USD 16,221.00	-0.02%	1.06%	18.61%	→ -	0.02
8/8/2017	USD 16,360.00	0.85%	1.05%	18.59%	↗	0.86
8/9/2017	USD 16,834.00	2.86%	1.07%	18.90%	↑	2.90
8/10/2017	USD 17,036.00	1.19%	1.07%	18.91%	↗	1.20
8/11/2017	USD 17,041.00	0.03%	1.07%	18.86%	→	0.03
8/13/2017	USD 17,076.00	0.21%	1.07%	18.81%	↗	0.21
8/14/2017	USD 17,093.00	0.10%	1.06%	18.76%	→	0.10
8/15/2017	USD 16,714.00	-2.24%	1.07%	18.93%	↘ -	2.22
8/16/2017	USD 16,917.00	1.21%	1.07%	18.94%	↗	1.21
8/17/2017	USD 17,030.00	0.67%	1.07%	18.91%	↗	0.67
8/18/2017	USD 17,000.00	-0.18%	1.07%	18.86%	→ -	0.18
8/20/2017	USD 16,896.00	-0.61%	1.07%	18.83%	→ -	0.61
8/21/2017	USD 17,015.00	0.70%	1.07%	18.80%	↗	0.70
8/22/2017	USD 16,982.00	-0.19%	1.06%	18.76%	→ -	0.19
8/23/2017	USD 17,046.00	0.38%	1.06%	18.72%	↗	0.38
8/24/2017	USD 16,952.00	-0.55%	1.06%	18.68%	→ -	0.55
8/25/2017	USD 17,049.00	0.57%	1.06%	18.65%	↗	0.57
8/27/2017	USD 17,042.00	-0.04%	1.05%	18.60%	→ -	0.04
8/28/2017	USD 17,441.00	2.31%	1.06%	18.77%	↑	2.34
8/29/2017	USD 17,426.00	-0.09%	1.06%	18.72%	→ -	0.09
8/30/2017	USD 17,404.00	-0.13%	1.06%	18.68%	→ -	0.13
8/31/2017	USD 17,480.00	0.44%	1.06%	18.64%	↗	0.44
9/1/2017	USD 17,719.00	1.36%	1.06%	18.67%	↗	1.37
9/3/2017	USD 17,934.00	1.21%	1.06%	18.67%	↗	1.21
9/4/2017	USD 17,914.00	-0.11%	1.06%	18.63%	→ -	0.11
9/5/2017	USD 17,845.00	-0.39%	1.05%	18.59%	→ -	0.39
9/6/2017	USD 17,816.00	-0.16%	1.05%	18.55%	→ -	0.16
9/7/2017	USD 18,016.00	1.12%	1.05%	18.55%	↗	1.12
9/8/2017	USD 18,027.00	0.06%	1.05%	18.51%	→	0.06
9/10/2017	USD 17,930.00	-0.54%	1.05%	18.48%	→ -	0.54
9/11/2017	USD 17,807.00	-0.69%	1.05%	18.46%	→ -	0.69
9/12/2017	USD 17,795.00	-0.07%	1.04%	18.42%	→ -	0.07
9/13/2017	USD 17,772.00	-0.13%	1.04%	18.37%	→ -	0.13
9/14/2017	USD 17,698.00	-0.42%	1.04%	18.34%	→ -	0.42
9/15/2017	USD 17,611.00	-0.49%	1.04%	18.31%	→ -	0.49
9/17/2017	USD 17,602.00	-0.05%	1.04%	18.27%	→ -	0.05
9/18/2017	USD 17,071.00	-3.06%	1.05%	18.59%	↘ -	3.02
9/19/2017	USD 17,195.00	0.72%	1.05%	18.57%	↗	0.73
9/20/2017	USD 17,251.00	0.33%	1.05%	18.53%	↗	0.33
9/21/2017	USD 16,937.00	-1.84%	1.06%	18.62%	↘ -	1.82
9/22/2017	USD 16,903.00	-0.20%	1.05%	18.58%	→ -	0.20
9/24/2017	USD 16,957.00	0.32%	1.05%	18.54%	↗	0.32
9/25/2017	USD 17,059.00	0.60%	1.05%	18.51%	↗	0.60
9/26/2017	USD 16,804.00	-1.51%	1.05%	18.56%	↘ -	1.49
9/27/2017	USD 16,748.00	-0.33%	1.05%	18.52%	→ -	0.33
9/28/2017	USD 16,773.00	0.15%	1.05%	18.48%	→	0.15
9/29/2017	USD 16,607.00	-0.99%	1.05%	18.48%	→ -	0.99
10/1/2017	USD 16,644.00	0.22%	1.05%	18.44%	↗	0.22
10/2/2017	USD 16,585.00	-0.36%	1.04%	18.41%	→ -	0.35
10/3/2017	USD 16,581.00	-0.02%	1.04%	18.37%	→ -	0.02
10/4/2017	USD 16,563.00	-0.11%	1.04%	18.33%	→ -	0.11
10/5/2017	USD 16,582.00	0.11%	1.04%	18.29%	→	0.11
10/6/2017	USD 16,734.00	0.91%	1.04%	18.28%	↗	0.92
10/8/2017	USD 16,835.00	0.60%	1.04%	18.26%	↗	0.60
10/9/2017	USD 16,916.00	0.48%	1.03%	18.23%	↗	0.48
10/10/2017	USD 17,155.00	1.40%	1.04%	18.25%	↗	1.41
10/11/2017	USD 17,081.00	-0.43%	1.03%	18.22%	→ -	0.43
10/12/2017	USD 17,211.00	0.76%	1.03%	18.21%	↗	0.76
10/13/2017	USD 17,355.00	0.83%	1.03%	18.19%	↗	0.84
10/15/2017	USD 17,447.00	0.53%	1.03%	18.16%	↗	0.53
10/16/2017	USD 17,315.00	-0.76%	1.03%	18.15%	→ -	0.76

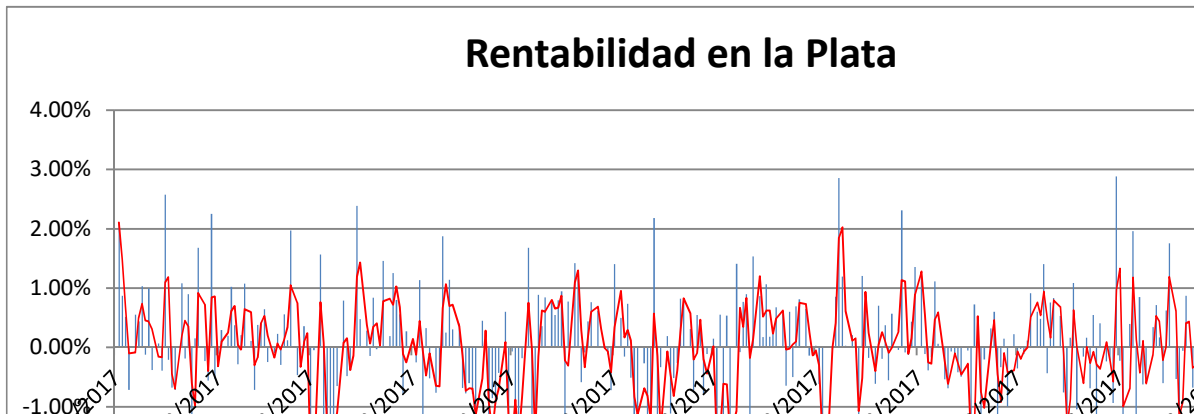
10/17/2017	USD 16,987.00	-1.91%	1.03%	18.24%	👉 -	1.89
10/18/2017	USD 17,015.00	0.16%	1.03%	18.20%	👉	0.16
10/19/2017	USD 17,201.00	1.09%	1.03%	18.21%	👉	1.09
10/20/2017	USD 17,022.00	-1.05%	1.03%	18.21%	👉 -	1.04
10/22/2017	USD 16,996.00	-0.15%	1.03%	18.17%	👉 -	0.15
10/23/2017	USD 17,024.00	0.16%	1.03%	18.14%	👉	0.16
10/24/2017	USD 16,907.00	-0.69%	1.03%	18.12%	👉 -	0.69
10/25/2017	USD 17,000.00	0.55%	1.03%	18.09%	👉	0.55
10/26/2017	USD 16,809.00	-1.13%	1.03%	18.10%	👉 -	1.12
10/27/2017	USD 16,878.00	0.41%	1.02%	18.07%	👉	0.41
10/29/2017	USD 16,838.00	-0.24%	1.02%	18.04%	👉 -	0.24
10/30/2017	USD 16,802.00	-0.21%	1.02%	18.01%	👉 -	0.21
10/31/2017	USD 16,645.00	-0.94%	1.02%	18.00%	👉 -	0.93
11/1/2017	USD 17,132.00	2.88%	1.03%	18.24%	👈	2.93
11/2/2017	USD 17,094.00	-0.22%	1.03%	18.21%	👉 -	0.22
11/3/2017	USD 16,794.00	-1.77%	1.04%	18.28%	👉 -	1.76
11/5/2017	USD 16,861.00	0.40%	1.03%	18.25%	👉	0.40
11/6/2017	USD 17,195.00	1.96%	1.04%	18.33%	👈	1.98
11/7/2017	USD 16,905.00	-1.70%	1.04%	18.39%	👉 -	1.69
11/8/2017	USD 17,049.00	0.85%	1.04%	18.38%	👉	0.85
11/9/2017	USD 16,943.00	-0.62%	1.04%	18.36%	👉 -	0.62
11/10/2017	USD 16,844.00	-0.59%	1.04%	18.34%	👉 -	0.58
11/12/2017	USD 16,902.00	0.34%	1.04%	18.30%	👉	0.34
11/13/2017	USD 17,023.00	0.71%	1.04%	18.29%	👉	0.72
11/14/2017	USD 17,052.00	0.17%	1.04%	18.25%	👉	0.17
11/15/2017	USD 16,950.00	-0.60%	1.03%	18.23%	👉 -	0.60
11/16/2017	USD 17,056.00	0.62%	1.03%	18.21%	👉	0.63
11/17/2017	USD 17,358.00	1.76%	1.04%	18.27%	👈	1.77
11/19/2017	USD 17,266.00	-0.53%	1.03%	18.25%	👉 -	0.53
11/20/2017	USD 16,959.00	-1.79%	1.04%	18.31%	👉 -	1.78
11/21/2017	USD 16,949.00	-0.06%	1.04%	18.28%	👉 -	0.06
11/22/2017	USD 17,097.00	0.87%	1.04%	18.27%	👉	0.87
11/23/2017	USD 17,096.00	-0.01%	1.03%	18.24%	👉 -	0.01
11/24/2017	USD 16,981.00	-0.67%	1.03%	18.22%	👉 -	0.67
11/26/2017	USD 17,009.00	0.16%	1.03%	18.19%	👉	0.16
11/27/2017	USD 17,009.00	0.00%	1.03%	18.16%	👉	-
11/28/2017	USD 16,811.00	-1.17%	1.03%	18.17%	👉 -	1.16
11/29/2017	USD 16,457.00	-2.13%	1.04%	18.27%	👉 -	2.11
11/30/2017	USD 16,382.00	-0.46%	1.03%	18.25%	👉 -	0.46
12/1/2017	USD 16,297.00	-0.52%	1.03%	18.22%	👉 -	0.52
12/3/2017	USD 16,410.00	0.69%	1.03%	18.21%	👉	0.69
12/4/2017	USD 16,284.00	-0.77%	1.03%	18.19%	👉 -	0.77
12/5/2017	USD 15,973.00	-1.93%	1.04%	18.27%	👉 -	1.91
12/6/2017	USD 15,868.00	-0.66%	1.03%	18.25%	👉 -	0.66
12/7/2017	USD 15,715.00	-0.97%	1.03%	18.25%	👉 -	0.96
12/8/2017	USD 15,736.00	0.13%	1.03%	18.22%	👉	0.13
12/10/2017	USD 15,865.00	0.82%	1.03%	18.21%	👉	0.82
12/11/2017	USD 15,697.00	-1.06%	1.03%	18.21%	👉 -	1.06
12/12/2017	USD 15,582.00	-0.74%	1.03%	18.19%	👉 -	0.73
12/13/2017	USD 15,784.00	1.29%	1.03%	18.21%	👉	1.30
12/14/2017	USD 15,850.00	0.42%	1.03%	18.18%	👉	0.42
12/15/2017	USD 15,978.00	0.80%	1.03%	18.17%	👉	0.81
12/17/2017	USD 16,070.00	0.57%	1.03%	18.15%	👉	0.58
12/18/2017	USD 16,120.00	0.31%	1.03%	18.12%	👉	0.31
12/19/2017	USD 16,066.00	-0.34%	1.03%	18.10%	👉 -	0.33
12/20/2017	USD 16,188.00	0.76%	1.03%	18.08%	👉	0.76
12/21/2017	USD 16,152.00	-0.22%	1.02%	18.05%	👉 -	0.22
12/22/2017	USD 16,357.00	1.26%	1.02%	18.07%	👉	1.27
12/25/2017	USD 16,390.00	0.20%	1.02%	18.04%	👉	0.20
12/26/2017	USD 16,520.00	0.79%	1.02%	18.03%	👉	0.79
12/27/2017	USD 16,619.00	0.60%	1.02%	18.01%	👉	0.60
12/28/2017	USD 16,832.00	1.27%	1.02%	18.02%	👉	1.28
12/29/2017	USD 17,060.00	1.35%	1.02%	18.04%	👉	1.35

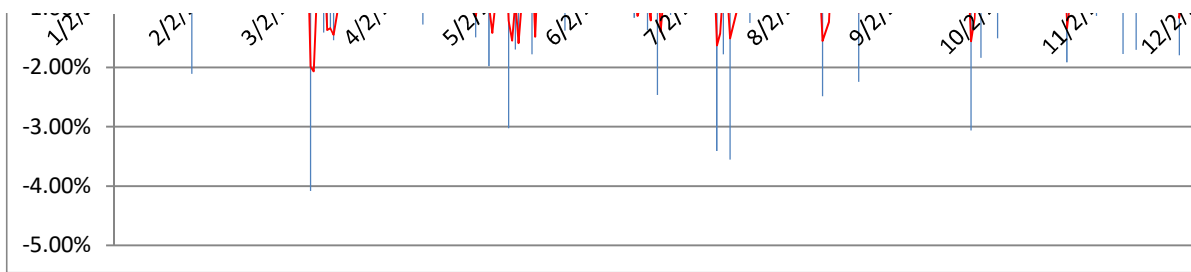
RIESGO		
NIVEL DE CONFIANZA (0% - 99%)	95%	
VaR	USD 15,903.35	nivel maximo de perdida anual
VaR - %	93%	nivel porcentual maximo de perdida anual

Riesgo Mensual			
MES	Media	VaR	VaR - %
Enero	USD 16,905.54	USD 16,383.50	97%
Febrero	USD 17,916.21	USD 17,424.95	97%
Marzo	USD 17,584.89	USD 16,888.00	96%
Abril	USD 18,040.64	USD 17,271.00	96%
Mayo	USD 16,746.96	USD 16,165.40	97%
Junio	USD 16,911.81	USD 16,419.25	97%
Julio	USD 16,150.31	USD 15,580.00	96%
Agosto	USD 16,910.85	USD 16,222.90	96%
Septiembre	USD 17,431.64	USD 16,753.00	96%
Octubre	USD 16,930.67	USD 16,581.30	98%
Noviembre	USD 16,968.23	USD 16,541.25	97%
Diciembre	USD 16,142.21	USD 15,699.70	97%

PLATA	
Media	17049.10645
Error típico	38.56501764
Mediana	17004.5
Moda	15697
Desviación estándar	679.0072028
Varianza de la muestra	461050.7815
Curtosis	-0.4061463
Coefficiente de asimetría	0.111392141
Rango	3249
Mínimo	15371
Máximo	18620
Suma	5285223
Cuenta	310

Promedio de Volatilidad en la retabilidad de la Plata **18.04%**  
Promedio de Volatilidad en la retabilidad de la Plata diaria **1.02%**











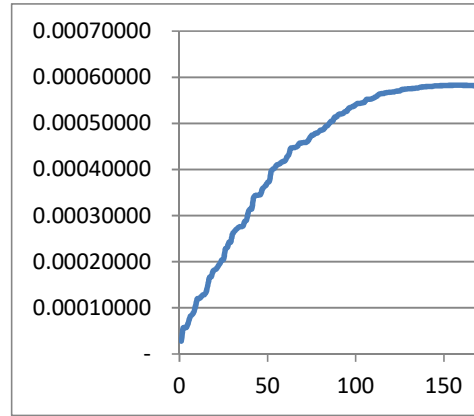


Frecuencia rango

promedio 17,059  
desviacion estándar 684.7264206

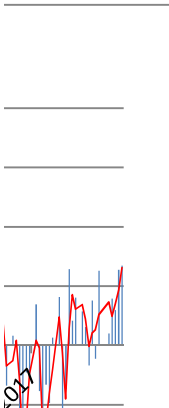
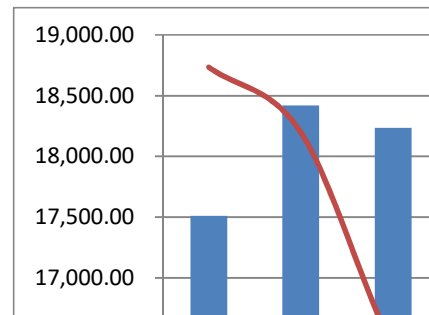
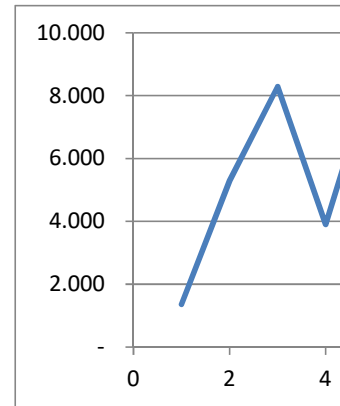
PLATA


15,371	0.00002796
15,577	0.00005608
15,582	0.00005697
15,589	0.00005824
15,642	0.00006856
15,697	0.00008069
15,715	0.00008499
15,736	0.00009022
15,784	0.00010305
15,839	0.00011928
15,842	0.00012022
15,850	0.00012273
15,865	0.00012754
15,868	0.00012851
15,884	0.00013381
15,927	0.00014873
15,973	0.00016582
15,978	0.00016775
16,008	0.00017958
16,015	0.00018241
16,022	0.00018527
16,037	0.00019147
16,050	0.00019693
16,066	0.00020377
16,070	0.00020550
16,120	0.00022774
16,126	0.00023048
16,151	0.00024207
16,152	0.00024254
16,188	0.00025967
16,199	0.00026499
16,209	0.00026986
16,215	0.00027280
16,221	0.00027575
16,222	0.00027625
16,225	0.00027773
16,244	0.00028716
16,251	0.00029065
16,284	0.00030730
16,297	0.00031391
16,299	0.00031493
16,346	0.00033905
16,355	0.00034369
16,356	0.00034420
16,357	0.00034472
16,360	0.00034626
16,382	0.00035762
16,390	0.00036174
16,398	0.00036587
16,410	0.00037205
16,415	0.00037462
16,457	0.00039611
16,466	0.00040067
16,471	0.00040320
16,483	0.00040925
16,487	0.00041126
16,490	0.00041276



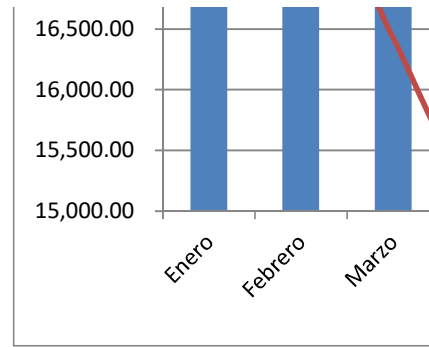
**La rentabilidad de la inversion en Plata durar**  
6.5251% Variacion porcen  
0.5281% Rentabilidad

Rentabilidad Mensual de la inversion	
Enero	Febrero
9.3475%	5.1850%
1.358	5.300
7.068%	5.185%
1/31/2017	2/28/2017
17,512.00	18,420.00





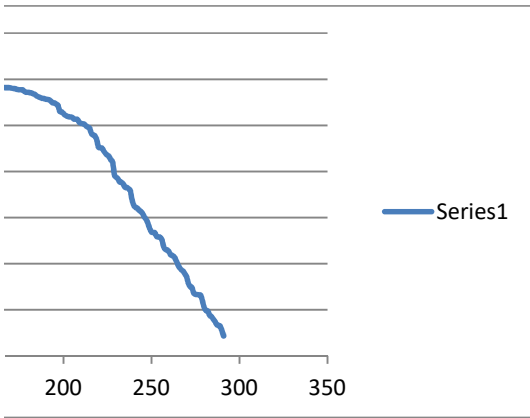
16,497	0.00041625
16,499	0.00041725
16,504	0.00041974
16,520	0.00042764
16,529	0.00043205
16,557	0.00044555
16,560	0.00044698
16,561	0.00044746
16,563	0.00044840
16,568	0.00045077
16,581	0.00045686
16,582	0.00045732
16,584	0.00045825
16,585	0.00045872
16,586	0.00045918
16,593	0.00046241
16,607	0.00046878
16,619	0.00047416
16,621	0.00047504
16,628	0.00047813
16,630	0.00047901
16,636	0.00048163
16,644	0.00048508
16,645	0.00048551
16,651	0.00048806
16,664	0.00049352
16,668	0.00049518
16,680	0.00050007
16,691	0.00050447
16,693	0.00050526
16,714	0.00051336
16,715	0.00051373
16,728	0.00051856
16,733	0.00052037
16,734	0.00052073
16,738	0.00052217
16,748	0.00052570
16,750	0.00052639
16,769	0.00053281
16,773	0.00053412
16,780	0.00053637
16,783	0.00053732
16,794	0.00054074
16,802	0.00054315
16,803	0.00054344
16,804	0.00054374
16,809	0.00054520
16,811	0.00054578
16,832	0.00055160
16,834	0.00055214
16,835	0.00055240
16,838	0.00055318
16,844	0.00055473
16,852	0.00055672
16,861	0.00055889
16,878	0.00056273
16,883	0.00056380
16,887	0.00056463
16,888	0.00056484
16,896	0.00056645
16,898	0.00056684
16,902	0.00056760
16,903	0.00056779



16,905	0.00056817
16,907	0.00056854
16,914	0.00056980
16,916	0.00057014
16,917	0.00057032
16,935	0.00057323
16,937	0.00057353
16,943	0.00057440
16,944	0.00057454
16,949	0.00057522
16,950	0.00057536
16,951	0.00057549
16,952	0.00057562
16,957	0.00057626
16,959	0.00057651
16,970	0.00057778
16,981	0.00057891
16,982	0.00057900
16,987	0.00057946
16,990	0.00057972
16,993	0.00057997
16,996	0.00058021
16,997	0.00058028
17,000	0.00058051
17,009	0.00058111
17,015	0.00058145
17,017	0.00058156
17,022	0.00058180
17,023	0.00058185
17,024	0.00058189
17,030	0.00058212
17,036	0.00058232
17,041	0.00058244
17,042	0.00058246
17,046	0.00058253
17,049	0.00058257
17,052	0.00058260
17,056	0.00058263
17,059	0.00058263
17,060	0.00058263
17,071	0.00058253
17,076	0.00058244
17,077	0.00058242
17,081	0.00058232
17,091	0.00058198
17,093	0.00058189
17,094	0.00058185
17,096	0.00058176
17,097	0.00058171
17,107	0.00058117
17,119	0.00058036
17,122	0.00058013
17,132	0.00057929
17,147	0.00057779
17,150	0.00057745
17,152	0.00057723
17,155	0.00057688
17,182	0.00057323
17,191	0.00057183
17,193	0.00057150
17,195	0.00057117
17,201	0.00057015
17,211	0.00056836

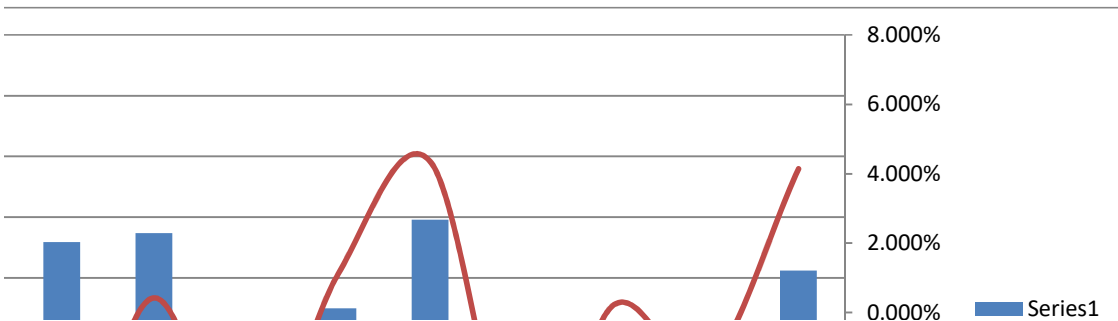
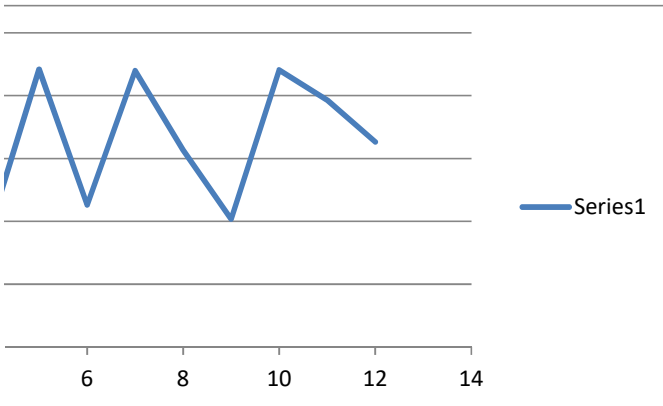
17,218	0.00056704
17,235	0.00056360
17,243	0.00056186
17,251	0.00056006
17,257	0.00055866
17,258	0.00055842
17,265	0.00055673
17,266	0.00055649
17,271	0.00055524
17,283	0.00055215
17,295	0.00054890
17,296	0.00054862
17,305	0.00054608
17,315	0.00054316
17,355	0.00053050
17,358	0.00052949
17,368	0.00052606
17,379	0.00052219
17,384	0.00052039
17,388	0.00051894
17,390	0.00051821
17,392	0.00051747
17,402	0.00051375
17,403	0.00051337
17,404	0.00051300
17,420	0.00050685
17,426	0.00050449
17,428	0.00050369
17,431	0.00050250
17,441	0.00049847
17,447	0.00049602
17,453	0.00049354
17,480	0.00048208
17,487	0.00047903
17,492	0.00047683
17,512	0.00046790
17,545	0.00045267
17,547	0.00045173
17,550	0.00045032
17,563	0.00044414
17,574	0.00043886
17,581	0.00043547
17,587	0.00043255
17,602	0.00042520
17,611	0.00042075
17,667	0.00039257
17,677	0.00038746
17,683	0.00038440
17,697	0.00037721
17,698	0.00037670
17,705	0.00037310
17,719	0.00036589
17,720	0.00036538
17,725	0.00036280
17,733	0.00035867
17,772	0.00033855
17,795	0.00032672
17,804	0.00032211
17,807	0.00032057
17,816	0.00031597
17,821	0.00031342
17,830	0.00030884
17,845	0.00030124

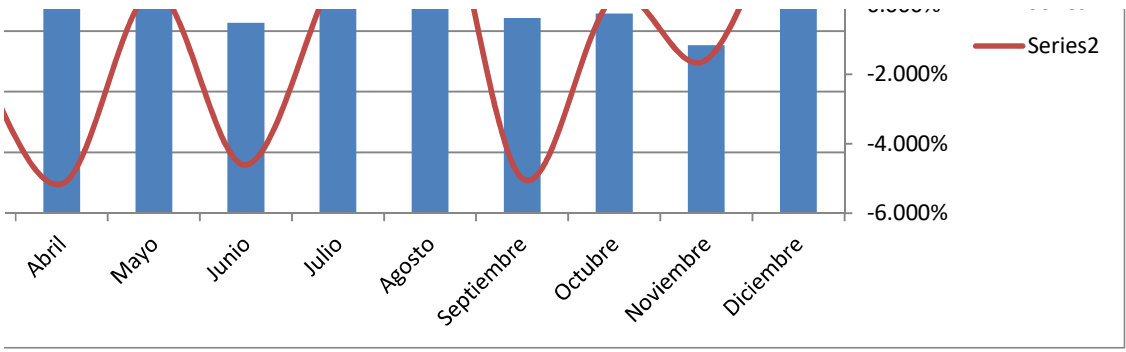
17,855	0.00029620
17,872	0.00028768
17,894	0.00027676
17,910	0.00026891
17,912	0.00026793
17,914	0.00026696
17,930	0.00025921
17,932	0.00025824
17,934	0.00025728
17,947	0.00025107
17,977	0.00023696
17,990	0.00023096
17,992	0.00023005
18,002	0.00022549
18,016	0.00021918
18,019	0.00021784
18,027	0.00021428
18,043	0.00020726
18,063	0.00019865
18,080	0.00019149
18,091	0.00018693
18,098	0.00018406
18,113	0.00017799
18,130	0.00017127
18,166	0.00015752
18,185	0.00015055
18,191	0.00014839
18,225	0.00013652
18,233	0.00013382
18,235	0.00013315
18,237	0.00013249
18,240	0.00013149
18,279	0.00011899
18,327	0.00010475
18,350	0.00009838
18,354	0.00009730
18,388	0.00008847
18,399	0.00008574
18,420	0.00008070
18,443	0.00007545
18,474	0.00006878
18,489	0.00006572
18,493	0.00006492
18,545	0.00005521
18,620	0.00004327



ite el 2017 fue del:  
tual

	promedio		desviacion estándar					
	0.0061992		0.045070287					
Marzo	Abril	Mayo	Junio	Julio	Agosto	Septiembre		
-1.0043%	-5.1549%	0.4221%	-4.6062%	1.0985%	4.3582%	-4.9943%		
8.30	3.90	8.84	4.52	8.80	6.28	4.07		
-1.004%	-5.155%	0.422%	-4.606%	1.099%	4.358%	-4.994%		
3/31/2017	4/30/2017	5/31/2017	6/30/2017	7/31/2017	8/31/2017	9/29/2017		
18,235.00	17,295.00	17,368.00	16,568.00	16,750.00	17,480.00	16,607.00		













<b>Octubre</b>	<b>Noviembre</b>	<b>Diciembre</b>
<b>0.2288%</b>	<b>-1.5801%</b>	<b>4.1387%</b>
<b>8.82</b>	<b>7.86</b>	<b>6.53</b>
<b>0.229%</b>	<b>-1.580%</b>	<b>4.139%</b>
<b>10/31/2017</b>	<b>11/30/2017</b>	<b>12/29/2017</b>
<b>16,645.00</b>	<b>16,382.00</b>	<b>17,060.00</b>











VARIABLES DE ENTRADA PARA EL PLATA EN EL 2017

Etiquetas de fila	Cuenta de PLATA	PROBABILIDAD	PROBABILIDAD / COMPLEMENTO
USD 15,371	1	0.3226%	0.32258%
USD 15,577	1	0.3226%	0.64516%
USD 15,582	1	0.3226%	0.96774%
USD 15,589	1	0.3226%	1.29032%
USD 15,642	1	0.3226%	1.61290%
USD 15,697	2	0.6452%	2.25806%
USD 15,715	1	0.3226%	2.58065%
USD 15,736	1	0.3226%	2.90323%
USD 15,784	1	0.3226%	3.22581%
USD 15,839	1	0.3226%	3.54839%
USD 15,842	1	0.3226%	3.87097%
USD 15,850	1	0.3226%	4.19355%
USD 15,865	1	0.3226%	4.51613%
USD 15,868	1	0.3226%	4.83871%
USD 15,884	1	0.3226%	5.16129%
USD 15,927	1	0.3226%	5.48387%
USD 15,973	1	0.3226%	5.80645%
USD 15,978	1	0.3226%	6.12903%
USD 16,008	1	0.3226%	6.45161%
USD 16,015	1	0.3226%	6.77419%
USD 16,022	1	0.3226%	7.09677%
USD 16,037	1	0.3226%	7.41935%
USD 16,050	1	0.3226%	7.74194%
USD 16,066	1	0.3226%	8.06452%
USD 16,070	1	0.3226%	8.38710%
USD 16,120	1	0.3226%	8.70968%
USD 16,126	1	0.3226%	9.03226%
USD 16,151	1	0.3226%	9.35484%
USD 16,152	1	0.3226%	9.67742%
USD 16,188	1	0.3226%	10.00000%
USD 16,199	1	0.3226%	10.32258%
USD 16,209	1	0.3226%	10.64516%
USD 16,215	1	0.3226%	10.96774%
USD 16,221	1	0.3226%	11.29032%
USD 16,222	2	0.6452%	11.93548%
USD 16,225	1	0.3226%	12.25806%
USD 16,244	1	0.3226%	12.58065%
USD 16,251	1	0.3226%	12.90323%
USD 16,284	1	0.3226%	13.22581%
USD 16,297	1	0.3226%	13.54839%
USD 16,299	1	0.3226%	13.87097%
USD 16,346	1	0.3226%	14.19355%
USD 16,355	1	0.3226%	14.51613%
USD 16,356	1	0.3226%	14.83871%
USD 16,357	1	0.3226%	15.16129%
USD 16,360	1	0.3226%	15.48387%
USD 16,382	1	0.3226%	15.80645%
USD 16,390	1	0.3226%	16.12903%
USD 16,398	2	0.6452%	16.77419%
USD 16,410	2	0.6452%	17.41935%
USD 16,415	1	0.3226%	17.74194%
USD 16,457	1	0.3226%	18.06452%
USD 16,466	1	0.3226%	18.38710%
USD 16,471	1	0.3226%	18.70968%
USD 16,483	1	0.3226%	19.03226%
USD 16,487	1	0.3226%	19.35484%

USD 16,490	2	0.6452%	20.00000%	80.00000%
USD 16,497	1	0.3226%	20.32258%	79.67742%
USD 16,499	1	0.3226%	20.64516%	79.35484%
USD 16,504	1	0.3226%	20.96774%	79.03226%
USD 16,520	1	0.3226%	21.29032%	78.70968%
USD 16,529	1	0.3226%	21.61290%	78.38710%
USD 16,557	1	0.3226%	21.93548%	78.06452%
USD 16,560	1	0.3226%	22.25806%	77.74194%
USD 16,561	1	0.3226%	22.58065%	77.41935%
USD 16,563	1	0.3226%	22.90323%	77.09677%
USD 16,568	1	0.3226%	23.22581%	76.77419%
USD 16,581	1	0.3226%	23.54839%	76.45161%
USD 16,582	1	0.3226%	23.87097%	76.12903%
USD 16,584	1	0.3226%	24.19355%	75.80645%
USD 16,585	1	0.3226%	24.51613%	75.48387%
USD 16,586	1	0.3226%	24.83871%	75.16129%
USD 16,593	1	0.3226%	25.16129%	74.83871%
USD 16,607	1	0.3226%	25.48387%	74.51613%
USD 16,619	1	0.3226%	25.80645%	74.19355%
USD 16,621	1	0.3226%	26.12903%	73.87097%
USD 16,628	1	0.3226%	26.45161%	73.54839%
USD 16,630	2	0.6452%	27.09677%	72.90323%
USD 16,636	1	0.3226%	27.41935%	72.58065%
USD 16,644	1	0.3226%	27.74194%	72.25806%
USD 16,645	1	0.3226%	28.06452%	71.93548%
USD 16,651	1	0.3226%	28.38710%	71.61290%
USD 16,664	1	0.3226%	28.70968%	71.29032%
USD 16,668	1	0.3226%	29.03226%	70.96774%
USD 16,680	1	0.3226%	29.35484%	70.64516%
USD 16,691	1	0.3226%	29.67742%	70.32258%
USD 16,693	1	0.3226%	30.00000%	70.00000%
USD 16,714	1	0.3226%	30.32258%	69.67742%
USD 16,715	1	0.3226%	30.64516%	69.35484%
USD 16,728	1	0.3226%	30.96774%	69.03226%
USD 16,733	1	0.3226%	31.29032%	68.70968%
USD 16,734	1	0.3226%	31.61290%	68.38710%
USD 16,738	1	0.3226%	31.93548%	68.06452%
USD 16,748	1	0.3226%	32.25806%	67.74194%
USD 16,750	2	0.6452%	32.90323%	67.09677%
USD 16,769	1	0.3226%	33.22581%	66.77419%
USD 16,773	2	0.6452%	33.87097%	66.12903%
USD 16,780	1	0.3226%	34.19355%	65.80645%
USD 16,783	1	0.3226%	34.51613%	65.48387%
USD 16,794	1	0.3226%	34.83871%	65.16129%
USD 16,802	1	0.3226%	35.16129%	64.83871%
USD 16,803	1	0.3226%	35.48387%	64.51613%
USD 16,804	1	0.3226%	35.80645%	64.19355%
USD 16,809	1	0.3226%	36.12903%	63.87097%
USD 16,811	1	0.3226%	36.45161%	63.54839%
USD 16,832	2	0.6452%	37.09677%	62.90323%
USD 16,834	1	0.3226%	37.41935%	62.58065%
USD 16,835	1	0.3226%	37.74194%	62.25806%
USD 16,838	1	0.3226%	38.06452%	61.93548%
USD 16,844	1	0.3226%	38.38710%	61.61290%
USD 16,852	1	0.3226%	38.70968%	61.29032%
USD 16,861	1	0.3226%	39.03226%	60.96774%
USD 16,878	1	0.3226%	39.35484%	60.64516%
USD 16,883	1	0.3226%	39.67742%	60.32258%
USD 16,887	1	0.3226%	40.00000%	60.00000%
USD 16,888	2	0.6452%	40.64516%	59.35484%
USD 16,896	1	0.3226%	40.96774%	59.03226%
USD 16,898	1	0.3226%	41.29032%	58.70968%
USD 16,902	1	0.3226%	41.61290%	58.38710%

USD 16,903	1	0.3226%	41.93548%	58.06452%
USD 16,905	1	0.3226%	42.25806%	57.74194%
USD 16,907	1	0.3226%	42.58065%	57.41935%
USD 16,914	1	0.3226%	42.90323%	57.09677%
USD 16,916	1	0.3226%	43.22581%	56.77419%
USD 16,917	1	0.3226%	43.54839%	56.45161%
USD 16,935	1	0.3226%	43.87097%	56.12903%
USD 16,937	1	0.3226%	44.19355%	55.80645%
USD 16,943	1	0.3226%	44.51613%	55.48387%
USD 16,944	1	0.3226%	44.83871%	55.16129%
USD 16,949	1	0.3226%	45.16129%	54.83871%
USD 16,950	1	0.3226%	45.48387%	54.51613%
USD 16,951	1	0.3226%	45.80645%	54.19355%
USD 16,952	1	0.3226%	46.12903%	53.87097%
USD 16,957	1	0.3226%	46.45161%	53.54839%
USD 16,959	1	0.3226%	46.77419%	53.22581%
USD 16,970	1	0.3226%	47.09677%	52.90323%
USD 16,981	1	0.3226%	47.41935%	52.58065%
USD 16,982	1	0.3226%	47.74194%	52.25806%
USD 16,987	1	0.3226%	48.06452%	51.93548%
USD 16,990	1	0.3226%	48.38710%	51.61290%
USD 16,993	1	0.3226%	48.70968%	51.29032%
USD 16,996	1	0.3226%	49.03226%	50.96774%
USD 16,997	1	0.3226%	49.35484%	50.64516%
USD 17,000	2	0.6452%	50.00000%	50.00000%
USD 17,009	2	0.6452%	50.64516%	49.35484%
USD 17,015	2	0.6452%	51.29032%	48.70968%
USD 17,017	1	0.3226%	51.61290%	48.38710%
USD 17,022	1	0.3226%	51.93548%	48.06452%
USD 17,023	1	0.3226%	52.25806%	47.74194%
USD 17,024	1	0.3226%	52.58065%	47.41935%
USD 17,030	1	0.3226%	52.90323%	47.09677%
USD 17,036	1	0.3226%	53.22581%	46.77419%
USD 17,041	1	0.3226%	53.54839%	46.45161%
USD 17,042	1	0.3226%	53.87097%	46.12903%
USD 17,046	1	0.3226%	54.19355%	45.80645%
USD 17,049	2	0.6452%	54.83871%	45.16129%
USD 17,052	1	0.3226%	55.16129%	44.83871%
USD 17,056	1	0.3226%	55.48387%	44.51613%
USD 17,059	1	0.3226%	55.80645%	44.19355%
USD 17,060	1	0.3226%	56.12903%	43.87097%
USD 17,071	1	0.3226%	56.45161%	43.54839%
USD 17,076	1	0.3226%	56.77419%	43.22581%
USD 17,077	1	0.3226%	57.09677%	42.90323%
USD 17,081	1	0.3226%	57.41935%	42.58065%
USD 17,091	1	0.3226%	57.74194%	42.25806%
USD 17,093	1	0.3226%	58.06452%	41.93548%
USD 17,094	1	0.3226%	58.38710%	41.61290%
USD 17,096	1	0.3226%	58.70968%	41.29032%
USD 17,097	1	0.3226%	59.03226%	40.96774%
USD 17,107	1	0.3226%	59.35484%	40.64516%
USD 17,119	1	0.3226%	59.67742%	40.32258%
USD 17,122	1	0.3226%	60.00000%	40.00000%
USD 17,132	1	0.3226%	60.32258%	39.67742%
USD 17,147	1	0.3226%	60.64516%	39.35484%
USD 17,150	1	0.3226%	60.96774%	39.03226%
USD 17,152	1	0.3226%	61.29032%	38.70968%
USD 17,155	1	0.3226%	61.61290%	38.38710%
USD 17,182	1	0.3226%	61.93548%	38.06452%
USD 17,191	2	0.6452%	62.58065%	37.41935%
USD 17,193	1	0.3226%	62.90323%	37.09677%
USD 17,195	2	0.6452%	63.54839%	36.45161%
USD 17,201	1	0.3226%	63.87097%	36.12903%

USD 17,211	1	0.3226%	64.19355%	35.80645%
USD 17,218	1	0.3226%	64.51613%	35.48387%
USD 17,235	1	0.3226%	64.83871%	35.16129%
USD 17,243	1	0.3226%	65.16129%	34.83871%
USD 17,251	1	0.3226%	65.48387%	34.51613%
USD 17,257	1	0.3226%	65.80645%	34.19355%
USD 17,258	1	0.3226%	66.12903%	33.87097%
USD 17,265	1	0.3226%	66.45161%	33.54839%
USD 17,266	1	0.3226%	66.77419%	33.22581%
USD 17,271	1	0.3226%	67.09677%	32.90323%
USD 17,283	1	0.3226%	67.41935%	32.58065%
USD 17,295	1	0.3226%	67.74194%	32.25806%
USD 17,296	1	0.3226%	68.06452%	31.93548%
USD 17,305	1	0.3226%	68.38710%	31.61290%
USD 17,315	1	0.3226%	68.70968%	31.29032%
USD 17,355	1	0.3226%	69.03226%	30.96774%
USD 17,358	1	0.3226%	69.35484%	30.64516%
USD 17,368	1	0.3226%	69.67742%	30.32258%
USD 17,379	1	0.3226%	70.00000%	30.00000%
USD 17,384	1	0.3226%	70.32258%	29.67742%
USD 17,388	1	0.3226%	70.64516%	29.35484%
USD 17,390	1	0.3226%	70.96774%	29.03226%
USD 17,392	1	0.3226%	71.29032%	28.70968%
USD 17,402	1	0.3226%	71.61290%	28.38710%
USD 17,403	1	0.3226%	71.93548%	28.06452%
USD 17,404	1	0.3226%	72.25806%	27.74194%
USD 17,420	1	0.3226%	72.58065%	27.41935%
USD 17,426	1	0.3226%	72.90323%	27.09677%
USD 17,428	1	0.3226%	73.22581%	26.77419%
USD 17,431	1	0.3226%	73.54839%	26.45161%
USD 17,441	1	0.3226%	73.87097%	26.12903%
USD 17,447	1	0.3226%	74.19355%	25.80645%
USD 17,453	1	0.3226%	74.51613%	25.48387%
USD 17,480	1	0.3226%	74.83871%	25.16129%
USD 17,487	2	0.6452%	75.48387%	24.51613%
USD 17,492	1	0.3226%	75.80645%	24.19355%
USD 17,512	1	0.3226%	76.12903%	23.87097%
USD 17,545	1	0.3226%	76.45161%	23.54839%
USD 17,547	1	0.3226%	76.77419%	23.22581%
USD 17,550	1	0.3226%	77.09677%	22.90323%
USD 17,563	1	0.3226%	77.41935%	22.58065%
USD 17,574	1	0.3226%	77.74194%	22.25806%
USD 17,581	1	0.3226%	78.06452%	21.93548%
USD 17,587	1	0.3226%	78.38710%	21.61290%
USD 17,602	1	0.3226%	78.70968%	21.29032%
USD 17,611	1	0.3226%	79.03226%	20.96774%
USD 17,667	1	0.3226%	79.35484%	20.64516%
USD 17,677	1	0.3226%	79.67742%	20.32258%
USD 17,683	1	0.3226%	80.00000%	20.00000%
USD 17,697	1	0.3226%	80.32258%	19.67742%
USD 17,698	1	0.3226%	80.64516%	19.35484%
USD 17,705	1	0.3226%	80.96774%	19.03226%
USD 17,719	1	0.3226%	81.29032%	18.70968%
USD 17,720	1	0.3226%	81.61290%	18.38710%
USD 17,725	1	0.3226%	81.93548%	18.06452%
USD 17,733	1	0.3226%	82.25806%	17.74194%
USD 17,772	1	0.3226%	82.58065%	17.41935%
USD 17,795	1	0.3226%	82.90323%	17.09677%
USD 17,804	1	0.3226%	83.22581%	16.77419%
USD 17,807	1	0.3226%	83.54839%	16.45161%
USD 17,816	1	0.3226%	83.87097%	16.12903%
USD 17,821	1	0.3226%	84.19355%	15.80645%
USD 17,830	1	0.3226%	84.51613%	15.48387%

USD 17,845	1	0.3226%	84.83871%	15.16129%
USD 17,855	1	0.3226%	85.16129%	14.83871%
USD 17,872	1	0.3226%	85.48387%	14.51613%
USD 17,894	1	0.3226%	85.80645%	14.19355%
USD 17,910	1	0.3226%	86.12903%	13.87097%
USD 17,912	1	0.3226%	86.45161%	13.54839%
USD 17,914	1	0.3226%	86.77419%	13.22581%
USD 17,930	1	0.3226%	87.09677%	12.90323%
USD 17,932	2	0.6452%	87.74194%	12.25806%
USD 17,934	1	0.3226%	88.06452%	11.93548%
USD 17,947	1	0.3226%	88.38710%	11.61290%
USD 17,977	1	0.3226%	88.70968%	11.29032%
USD 17,990	1	0.3226%	89.03226%	10.96774%
USD 17,992	1	0.3226%	89.35484%	10.64516%
USD 18,002	1	0.3226%	89.67742%	10.32258%
USD 18,016	1	0.3226%	90.00000%	10.00000%
USD 18,019	1	0.3226%	90.32258%	9.67742%
USD 18,027	1	0.3226%	90.64516%	9.35484%
USD 18,043	1	0.3226%	90.96774%	9.03226%
USD 18,063	1	0.3226%	91.29032%	8.70968%
USD 18,080	1	0.3226%	91.61290%	8.38710%
USD 18,091	1	0.3226%	91.93548%	8.06452%
USD 18,098	1	0.3226%	92.25806%	7.74194%
USD 18,113	1	0.3226%	92.58065%	7.41935%
USD 18,130	1	0.3226%	92.90323%	7.09677%
USD 18,166	1	0.3226%	93.22581%	6.77419%
USD 18,185	1	0.3226%	93.54839%	6.45161%
USD 18,191	1	0.3226%	93.87097%	6.12903%
USD 18,225	2	0.6452%	94.51613%	5.48387%
USD 18,233	1	0.3226%	94.83871%	5.16129%
USD 18,235	1	0.3226%	95.16129%	4.83871%
USD 18,237	1	0.3226%	95.48387%	4.51613%
USD 18,240	1	0.3226%	95.80645%	4.19355%
USD 18,279	1	0.3226%	96.12903%	3.87097%
USD 18,327	1	0.3226%	96.45161%	3.54839%
USD 18,350	1	0.3226%	96.77419%	3.22581%
USD 18,354	1	0.3226%	97.09677%	2.90323%
USD 18,388	1	0.3226%	97.41935%	2.58065%
USD 18,399	1	0.3226%	97.74194%	2.25806%
USD 18,420	1	0.3226%	98.06452%	1.93548%
USD 18,443	1	0.3226%	98.38710%	1.61290%
USD 18,474	1	0.3226%	98.70968%	1.29032%
USD 18,489	1	0.3226%	99.03226%	0.96774%
USD 18,493	1	0.3226%	99.35484%	0.64516%
USD 18,545	1	0.3226%	99.67742%	0.32258%
USD 18,620	1	0.3226%	100.00000%	0.00000%
<b>Total general</b>	<b>310</b>			

**PLATA**

USD 15,371  
USD 15,577  
USD 15,582  
USD 15,589  
USD 15,642  
USD 15,697  
USD 15,697  
USD 15,715  
USD 15,736  
USD 15,784  
USD 15,839  
USD 15,842  
USD 15,850  
USD 15,865  
USD 15,868  
USD 15,884  
USD 15,927  
USD 15,973  
USD 15,978  
USD 16,008  
USD 16,015  
USD 16,022  
USD 16,037  
USD 16,050  
USD 16,066  
USD 16,070  
USD 16,120  
USD 16,126  
USD 16,151  
USD 16,152  
USD 16,188  
USD 16,199  
USD 16,209  
USD 16,215  
USD 16,221  
USD 16,222  
USD 16,222  
USD 16,225  
USD 16,244  
USD 16,251  
USD 16,284  
USD 16,297  
USD 16,299  
USD 16,346  
USD 16,355  
USD 16,356  
USD 16,357  
USD 16,360  
USD 16,382  
USD 16,390  
USD 16,398  
USD 16,398  
USD 16,410  
USD 16,410  
USD 16,415  
USD 16,457  
USD 16,466

USD 16,471  
USD 16,483  
USD 16,487  
USD 16,490  
USD 16,490  
USD 16,497  
USD 16,499  
USD 16,504  
USD 16,520  
USD 16,529  
USD 16,557  
USD 16,560  
USD 16,561  
USD 16,563  
USD 16,568  
USD 16,581  
USD 16,582  
USD 16,584  
USD 16,585  
USD 16,586  
USD 16,593  
USD 16,607  
USD 16,619  
USD 16,621  
USD 16,628  
USD 16,630  
USD 16,630  
USD 16,636  
USD 16,644  
USD 16,645  
USD 16,651  
USD 16,664  
USD 16,668  
USD 16,680  
USD 16,691  
USD 16,693  
USD 16,714  
USD 16,715  
USD 16,728  
USD 16,733  
USD 16,734  
USD 16,738  
USD 16,748  
USD 16,750  
USD 16,750  
USD 16,769  
USD 16,773  
USD 16,773  
USD 16,780  
USD 16,783  
USD 16,794  
USD 16,802  
USD 16,803  
USD 16,804  
USD 16,809  
USD 16,811  
USD 16,832  
USD 16,832  
USD 16,834  
USD 16,835  
USD 16,838  
USD 16,844  
USD 16,852

USD 16,861  
USD 16,878  
USD 16,883  
USD 16,887  
USD 16,888  
USD 16,888  
USD 16,896  
USD 16,898  
USD 16,902  
USD 16,903  
USD 16,905  
USD 16,907  
USD 16,914  
USD 16,916  
USD 16,917  
USD 16,935  
USD 16,937  
USD 16,943  
USD 16,944  
USD 16,949  
USD 16,950  
USD 16,951  
USD 16,952  
USD 16,957  
USD 16,959  
USD 16,970  
USD 16,981  
USD 16,982  
USD 16,987  
USD 16,990  
USD 16,993  
USD 16,996  
USD 16,997  
USD 17,000  
USD 17,000  
USD 17,009  
USD 17,009  
USD 17,015  
USD 17,015  
USD 17,017  
USD 17,022  
USD 17,023  
USD 17,024  
USD 17,030  
USD 17,036  
USD 17,041  
USD 17,042  
USD 17,046  
USD 17,049  
USD 17,049  
USD 17,052  
USD 17,056  
USD 17,059  
USD 17,060  
USD 17,071  
USD 17,076  
USD 17,077  
USD 17,081  
USD 17,091  
USD 17,093  
USD 17,094  
USD 17,096  
USD 17,097



USD 17,107  
USD 17,119  
USD 17,122  
USD 17,132  
USD 17,147  
USD 17,150  
USD 17,152  
USD 17,155  
USD 17,182  
USD 17,191  
USD 17,191  
USD 17,193  
USD 17,195  
USD 17,195  
USD 17,201  
USD 17,211  
USD 17,218  
USD 17,235  
USD 17,243  
USD 17,251  
USD 17,257  
USD 17,258  
USD 17,265  
USD 17,266  
USD 17,271  
USD 17,283  
USD 17,295  
USD 17,296  
USD 17,305  
USD 17,315  
USD 17,355  
USD 17,358  
USD 17,368  
USD 17,379  
USD 17,384  
USD 17,388  
USD 17,390  
USD 17,392  
USD 17,402  
USD 17,403  
USD 17,404  
USD 17,420  
USD 17,426  
USD 17,428  
USD 17,431  
USD 17,441  
USD 17,447  
USD 17,453  
USD 17,480  
USD 17,487  
USD 17,487  
USD 17,492  
USD 17,512  
USD 17,545  
USD 17,547  
USD 17,550  
USD 17,563  
USD 17,574  
USD 17,581  
USD 17,587  
USD 17,602  
USD 17,611  
USD 17,667

USD 17,677  
USD 17,683  
USD 17,697  
USD 17,698  
USD 17,705  
USD 17,719  
USD 17,720  
USD 17,725  
USD 17,733  
USD 17,772  
USD 17,795  
USD 17,804  
USD 17,807  
USD 17,816  
USD 17,821  
USD 17,830  
USD 17,845  
USD 17,855  
USD 17,872  
USD 17,894  
USD 17,910  
USD 17,912  
USD 17,914  
USD 17,930  
USD 17,932  
USD 17,932  
USD 17,934  
USD 17,947  
USD 17,977  
USD 17,990  
USD 17,992  
USD 18,002  
USD 18,016  
USD 18,019  
USD 18,027  
USD 18,043  
USD 18,063  
USD 18,080  
USD 18,091  
USD 18,098  
USD 18,113  
USD 18,130  
USD 18,166  
USD 18,185  
USD 18,191  
USD 18,225  
USD 18,225  
USD 18,233  
USD 18,235  
USD 18,237  
USD 18,240  
USD 18,279  
USD 18,327  
USD 18,350  
USD 18,354  
USD 18,388  
USD 18,399  
USD 18,420  
USD 18,443  
USD 18,474  
USD 18,489  
USD 18,493  
USD 18,545

Fecha	Último	RENDIMIENTO
1/2/2017	USD 2.446	
1/3/2017	USD 2.448	→ 0.08%
1/4/2017	USD 2.441	→ -0.29%
1/5/2017	USD 2.348	↓ -3.88%
1/6/2017	USD 2.421	↑ 3.06%
1/8/2017	USD 2.421	→ 0.00%
1/9/2017	USD 2.368	↓ -2.21%
1/10/2017	USD 2.377	→ 0.38%
1/11/2017	USD 2.370	→ -0.29%
1/12/2017	USD 2.361	→ -0.38%
1/13/2017	USD 2.398	↑ 1.55%
1/16/2017	USD 2.378	→ -0.84%
1/17/2017	USD 2.325	↓ -2.25%
1/18/2017	USD 2.428	↑ 4.33%
1/19/2017	USD 2.470	↑ 1.72%
1/20/2017	USD 2.467	→ -0.12%
1/22/2017	USD 2.439	→ -1.14%
1/23/2017	USD 2.401	→ -1.57%
1/24/2017	USD 2.465	↑ 2.63%
1/25/2017	USD 2.515	↑ 2.01%
1/26/2017	USD 2.512	→ -0.12%
1/27/2017	USD 2.486	→ -1.04%
1/29/2017	USD 2.479	→ -0.28%
1/30/2017	USD 2.490	→ 0.44%
1/31/2017	USD 2.466	→ -0.97%
2/1/2017	USD 2.477	→ 0.45%
2/2/2017	USD 2.474	→ -0.12%
2/3/2017	USD 2.467	→ -0.28%
2/5/2017	USD 2.472	→ 0.20%
2/6/2017	USD 2.417	↓ -2.25%
2/7/2017	USD 2.397	→ -0.83%
2/8/2017	USD 2.340	↓ -2.41%
2/9/2017	USD 2.397	↑ 2.41%
2/10/2017	USD 2.409	→ 0.50%
2/12/2017	USD 2.425	→ 0.66%
2/13/2017	USD 2.436	→ 0.45%
2/14/2017	USD 2.472	↑ 1.47%
2/15/2017	USD 2.497	→ 1.01%
2/16/2017	USD 2.447	↓ -2.02%
2/17/2017	USD 2.420	→ -1.11%
2/20/2017	USD 2.436	→ 0.66%
2/21/2017	USD 2.431	→ -0.21%
2/22/2017	USD 2.415	→ -0.66%
2/23/2017	USD 2.376	→ -1.63%
2/24/2017	USD 2.315	↓ -2.60%
2/26/2017	USD 2.322	→ 0.30%
2/27/2017	USD 2.367	↑ 1.92%
2/28/2017	USD 2.397	→ 1.26%
3/1/2017	USD 2.458	↑ 2.51%
3/2/2017	USD 2.482	→ 0.97%
3/3/2017	USD 2.482	→ 0.00%
3/5/2017	USD 2.476	→ -0.24%
3/6/2017	USD 2.494	→ 0.72%
3/7/2017	USD 2.518	→ 0.96%
3/8/2017	USD 2.560	↑ 1.65%
3/9/2017	USD 2.609	↑ 1.90%
3/10/2017	USD 2.575	→ -1.31%
3/12/2017	USD 2.582	→ 0.27%

3/13/2017	USD 2.626	↑	1.69%
3/14/2017	USD 2.602	→	-0.92%
3/15/2017	USD 2.500	↓	-4.00%
3/16/2017	USD 2.537	↑	1.47%
3/17/2017	USD 2.501	→	-1.43%
3/18/2017	USD 2.500	→	-0.04%
3/19/2017	USD 2.500	→	0.00%
3/20/2017	USD 2.463	→	-1.49%
3/21/2017	USD 2.416	↓	-1.93%
3/22/2017	USD 2.403	→	-0.54%
3/23/2017	USD 2.418	→	0.62%
3/24/2017	USD 2.418	→	0.00%
3/26/2017	USD 2.384	→	-1.42%
3/27/2017	USD 2.378	→	-0.25%
3/28/2017	USD 2.420	↑	1.75%
3/29/2017	USD 2.380	→	-1.67%
3/30/2017	USD 2.421	↑	1.71%
3/31/2017	USD 2.389	→	-1.33%
4/2/2017	USD 2.395	→	0.25%
4/3/2017	USD 2.323	↓	-3.05%
4/4/2017	USD 2.364	↑	1.75%
4/5/2017	USD 2.339	→	-1.06%
4/6/2017	USD 2.341	→	0.09%
4/7/2017	USD 2.382	↑	1.74%
4/9/2017	USD 2.382	→	0.00%
4/10/2017	USD 2.366	→	-0.67%
4/11/2017	USD 2.298	↓	-2.92%
4/12/2017	USD 2.244	↓	-2.38%
4/13/2017	USD 2.232	→	-0.54%
4/16/2017	USD 2.198	→	-1.54%
4/17/2017	USD 2.248	↑	2.25%
4/18/2017	USD 2.172	↓	-3.44%
4/19/2017	USD 2.216	↑	2.01%
4/20/2017	USD 2.236	→	0.90%
4/21/2017	USD 2.246	→	0.45%
4/22/2017	USD 2.246	→	0.00%
4/24/2017	USD 2.273	→	1.19%
4/25/2017	USD 2.334	↑	2.65%
4/26/2017	USD 2.304	→	-1.29%
4/27/2017	USD 2.300	→	-0.17%
4/28/2017	USD 2.289	→	-0.48%
4/30/2017	USD 2.280	→	-0.39%
5/1/2017	USD 2.322	↑	1.83%
5/2/2017	USD 2.287	→	-1.52%
5/3/2017	USD 2.322	↑	1.52%
5/4/2017	USD 2.352	→	1.28%
5/5/2017	USD 2.350	→	-0.09%
5/7/2017	USD 2.360	→	0.42%
5/8/2017	USD 2.389	→	1.22%
5/9/2017	USD 2.398	→	0.38%
5/10/2017	USD 2.410	→	0.50%
5/11/2017	USD 2.393	→	-0.71%
5/12/2017	USD 2.326	↓	-2.84%
5/14/2017	USD 2.324	→	-0.09%
5/15/2017	USD 2.343	→	0.81%
5/16/2017	USD 2.326	→	-0.73%
5/17/2017	USD 2.223	↓	-4.53%
5/18/2017	USD 2.228	→	0.22%
5/19/2017	USD 2.235	→	0.31%

5/21/2017	USD 2.247	⇒	0.54%
5/22/2017	USD 2.252	⇒	0.22%
5/23/2017	USD 2.282	↑	1.32%
5/24/2017	USD 2.252	⇒	-1.32%
5/25/2017	USD 2.255	⇒	0.13%
5/26/2017	USD 2.250	⇒	-0.22%
5/29/2017	USD 2.243	⇒	-0.31%
5/30/2017	USD 2.208	⇒	-1.57%
5/31/2017	USD 2.206	⇒	-0.09%
6/1/2017	USD 2.213	⇒	0.32%
6/2/2017	USD 2.159	↓	-2.47%
6/4/2017	USD 2.159	⇒	0.00%
6/5/2017	USD 2.183	⇒	1.11%
6/6/2017	USD 2.145	⇒	-1.76%
6/7/2017	USD 2.176	↑	1.43%
6/8/2017	USD 2.192	⇒	0.73%
6/9/2017	USD 2.202	⇒	0.46%
6/11/2017	USD 2.211	⇒	0.41%
6/12/2017	USD 2.215	⇒	0.18%
6/13/2017	USD 2.211	⇒	-0.18%
6/14/2017	USD 2.127	↓	-3.87%
6/15/2017	USD 2.164	↑	1.72%
6/16/2017	USD 2.153	⇒	-0.51%
6/18/2017	USD 2.157	⇒	0.19%
6/19/2017	USD 2.191	↑	1.56%
6/20/2017	USD 2.156	⇒	-1.61%
6/21/2017	USD 2.165	⇒	0.42%
6/22/2017	USD 2.148	⇒	-0.79%
6/23/2017	USD 2.144	⇒	-0.19%
6/25/2017	USD 2.146	⇒	0.09%
6/26/2017	USD 2.135	⇒	-0.51%
6/27/2017	USD 2.203	↑	3.14%
6/28/2017	USD 2.226	⇒	1.04%
6/29/2017	USD 2.267	↑	1.83%
6/30/2017	USD 2.304	↑	1.62%
7/1/2017	USD 2.304	⇒	0.00%
7/2/2017	USD 2.316	⇒	0.52%
7/3/2017	USD 2.348	↑	1.37%
7/4/2017	USD 2.334	⇒	-0.60%
7/5/2017	USD 2.327	⇒	-0.30%
7/6/2017	USD 2.368	↑	1.75%
7/7/2017	USD 2.386	⇒	0.76%
7/9/2017	USD 2.386	⇒	0.00%
7/10/2017	USD 2.373	⇒	-0.55%
7/11/2017	USD 2.361	⇒	-0.51%
7/12/2017	USD 2.320	⇒	-1.75%
7/13/2017	USD 2.348	⇒	1.20%
7/14/2017	USD 2.332	⇒	-0.68%
7/16/2017	USD 2.332	⇒	0.00%
7/17/2017	USD 2.314	⇒	-0.77%
7/18/2017	USD 2.261	↓	-2.32%
7/19/2017	USD 2.271	⇒	0.44%
7/20/2017	USD 2.257	⇒	-0.62%
7/21/2017	USD 2.237	⇒	-0.89%
7/23/2017	USD 2.232	⇒	-0.22%
7/24/2017	USD 2.257	⇒	1.11%
7/25/2017	USD 2.332	↑	3.27%
7/26/2017	USD 2.292	⇒	-1.73%
7/27/2017	USD 2.319	⇒	1.17%

7/28/2017	USD 2.291	⇒	-1.21%
7/30/2017	USD 2.282	⇒	-0.39%
7/31/2017	USD 2.296	⇒	0.61%
8/1/2017	USD 2.253	↓	-1.89%
8/2/2017	USD 2.271	⇒	0.80%
8/3/2017	USD 2.219	↓	-2.32%
8/4/2017	USD 2.264	↑	2.01%
8/6/2017	USD 2.273	⇒	0.40%
8/7/2017	USD 2.257	⇒	-0.71%
8/8/2017	USD 2.262	⇒	0.22%
8/9/2017	USD 2.249	⇒	-0.58%
8/10/2017	USD 2.201	↓	-2.16%
8/11/2017	USD 2.191	⇒	-0.46%
8/13/2017	USD 2.199	⇒	0.36%
8/14/2017	USD 2.224	⇒	1.13%
8/15/2017	USD 2.273	↑	2.18%
8/16/2017	USD 2.225	↓	-2.13%
8/17/2017	USD 2.185	⇒	-1.81%
8/18/2017	USD 2.197	⇒	0.55%
8/20/2017	USD 2.210	⇒	0.59%
8/21/2017	USD 2.183	⇒	-1.23%
8/22/2017	USD 2.217	↑	1.55%
8/23/2017	USD 2.169	↓	-2.19%
8/24/2017	USD 2.196	⇒	1.24%
8/25/2017	USD 2.169	⇒	-1.24%
8/27/2017	USD 2.175	⇒	0.28%
8/28/2017	USD 2.159	⇒	-0.74%
8/29/2017	USD 2.129	⇒	-1.40%
8/30/2017	USD 2.136	⇒	0.33%
8/31/2017	USD 2.120	⇒	-0.75%
9/1/2017	USD 2.166	↑	2.15%
9/3/2017	USD 2.166	⇒	0.00%
9/5/2017	USD 2.063	↓	-4.87%
9/6/2017	USD 2.106	↑	2.06%
9/7/2017	USD 2.042	↓	-3.09%
9/8/2017	USD 2.054	⇒	0.59%
9/10/2017	USD 2.089	↑	1.69%
9/11/2017	USD 2.134	↑	2.13%
9/12/2017	USD 2.167	↑	1.53%
9/13/2017	USD 2.193	⇒	1.19%
9/14/2017	USD 2.187	⇒	-0.27%
9/15/2017	USD 2.202	⇒	0.68%
9/17/2017	USD 2.202	⇒	0.00%
9/18/2017	USD 2.234	↑	1.44%
9/19/2017	USD 2.246	⇒	0.54%
9/20/2017	USD 2.273	⇒	1.19%
9/21/2017	USD 2.278	⇒	0.22%
9/22/2017	USD 2.253	⇒	-1.10%
9/24/2017	USD 2.262	⇒	0.40%
9/25/2017	USD 2.222	⇒	-1.78%
9/26/2017	USD 2.236	⇒	0.63%
9/27/2017	USD 2.310	↑	3.26%
9/28/2017	USD 2.308	⇒	-0.09%
9/29/2017	USD 2.339	↑	1.33%
10/1/2017	USD 2.342	⇒	0.13%
10/2/2017	USD 2.341	⇒	-0.04%
10/3/2017	USD 2.325	⇒	-0.69%
10/4/2017	USD 2.323	⇒	-0.09%
10/5/2017	USD 2.348	⇒	1.07%

10/6/2017	USD 2.361	⇒	0.55%
10/9/2017	USD 2.361	⇒	0.00%
10/10/2017	USD 2.355	⇒	-0.25%
10/11/2017	USD 2.353	⇒	-0.08%
10/12/2017	USD 2.321	⇒	-1.37%
10/13/2017	USD 2.275	↓	-2.00%
10/15/2017	USD 2.289	⇒	0.61%
10/16/2017	USD 2.305	⇒	0.70%
10/17/2017	USD 2.302	⇒	-0.13%
10/18/2017	USD 2.345	↑	1.85%
10/19/2017	USD 2.318	⇒	-1.16%
10/20/2017	USD 2.383	↑	2.77%
10/22/2017	USD 2.394	⇒	0.46%
10/23/2017	USD 2.370	⇒	-1.01%
10/24/2017	USD 2.421	↑	2.13%
10/25/2017	USD 2.435	⇒	0.58%
10/26/2017	USD 2.463	⇒	1.14%
10/27/2017	USD 2.416	↓	-1.93%
10/29/2017	USD 2.405	⇒	-0.46%
10/30/2017	USD 2.370	⇒	-1.47%
10/31/2017	USD 2.377	⇒	0.29%
11/1/2017	USD 2.372	⇒	-0.21%
11/2/2017	USD 2.349	⇒	-0.97%
11/3/2017	USD 2.333	⇒	-0.68%
11/5/2017	USD 2.343	⇒	0.43%
11/6/2017	USD 2.318	⇒	-1.07%
11/7/2017	USD 2.316	⇒	-0.09%
11/8/2017	USD 2.334	⇒	0.77%
11/9/2017	USD 2.340	⇒	0.26%
11/10/2017	USD 2.402	↑	2.62%
11/12/2017	USD 2.398	⇒	-0.17%
11/13/2017	USD 2.407	⇒	0.37%
11/14/2017	USD 2.375	⇒	-1.34%
11/15/2017	USD 2.326	↓	-2.08%
11/16/2017	USD 2.375	↑	2.08%
11/17/2017	USD 2.345	⇒	-1.27%
11/19/2017	USD 2.338	⇒	-0.30%
11/20/2017	USD 2.368	⇒	1.27%
11/21/2017	USD 2.358	⇒	-0.42%
11/22/2017	USD 2.321	⇒	-1.58%
11/23/2017	USD 2.326	⇒	0.22%
11/24/2017	USD 2.340	⇒	0.60%
11/26/2017	USD 2.342	⇒	0.09%
11/27/2017	USD 2.331	⇒	-0.47%
11/28/2017	USD 2.326	⇒	-0.21%
11/29/2017	USD 2.388	↑	2.63%
11/30/2017	USD 2.415	⇒	1.12%
12/1/2017	USD 2.363	↓	-2.18%
12/3/2017	USD 2.421	↑	2.42%
12/4/2017	USD 2.372	↓	-2.04%
12/5/2017	USD 2.353	⇒	-0.80%
12/6/2017	USD 2.340	⇒	-0.55%
12/7/2017	USD 2.362	⇒	0.94%
12/8/2017	USD 2.378	⇒	0.68%
12/10/2017	USD 2.385	⇒	0.29%
12/11/2017	USD 2.390	⇒	0.21%
12/12/2017	USD 2.403	⇒	0.54%
12/13/2017	USD 2.348	↓	-2.32%
12/14/2017	USD 2.349	⇒	0.04%

<b>12/15/2017</b>	USD 2.351	→	0.09%
<b>12/16/2017</b>	USD 2.351	→	0.00%
<b>12/17/2017</b>	USD 2.369	→	0.76%
<b>12/18/2017</b>	USD 2.394	→	1.05%
<b>12/19/2017</b>	USD 2.459	↑	2.68%
<b>12/20/2017</b>	USD 2.497	↑	1.53%
<b>12/21/2017</b>	USD 2.484	→	-0.52%
<b>12/22/2017</b>	USD 2.485	→	0.04%
<b>12/25/2017</b>	USD 2.492	→	0.28%
<b>12/26/2017</b>	USD 2.474	→	-0.72%
<b>12/27/2017</b>	USD 2.413	↓	-2.50%
<b>12/28/2017</b>	USD 2.434	→	0.87%
<b>12/29/2017</b>	USD 2.405	→	-1.20%



MODELO CAPM

DIAS

364

1

2

3

4

FECHA	TASA LIBRE DE RIESGO (TES USA)	RENDIMIENTO DEL PRETROLEO WTI	RENDIMIENTO DEL BITCOIN	RENDIMIENTO BITCOIN - RENDIMIENTO PROMEDIO	RENDIMIENTO DEL PETROLEO WTI - RENDIMIENTO PROMEDIO DEL PETROLEO WTI
1/2/2017	0.00%	0.000%	3.14%	2.435%	-0.03%
1/3/2017	0.08%	-3.197%	2.03%	1.32%	-3.23%
1/4/2017	-0.29%	1.762%	2.25%	1.55%	1.73%
1/5/2017	-3.88%	0.934%	2.59%	1.88%	0.90%
1/6/2017	3.06%	0.427%	-7.47%	-8.18%	0.40%
1/7/2017	0.00%	0.000%	-9.90%	-10.61%	-0.03%
1/8/2017	0.00%	0.000%	0.06%	-0.65%	-0.03%
1/9/2017	-2.21%	-3.832%	0.71%	0.01%	-3.86%
1/10/2017	0.38%	-2.218%	-0.94%	-1.64%	-2.25%
1/11/2017	-0.29%	2.775%	0.88%	0.18%	2.74%
1/12/2017	-0.38%	1.444%	-12.67%	-13.37%	1.41%
1/13/2017	1.55%	-1.215%	0.43%	-0.27%	-1.25%
1/14/2017	0.00%	0.000%	2.49%	1.78%	-0.03%
1/15/2017	0.00%	0.153%	0.16%	-0.55%	0.12%
1/16/2017	-0.84%	0.133%	-0.44%	-1.14%	0.10%
1/17/2017	-2.25%	-0.076%	1.32%	0.62%	-0.11%
1/18/2017	4.33%	-2.704%	7.71%	7.01%	-2.73%
1/19/2017	1.72%	0.566%	-1.65%	-2.35%	0.54%
1/20/2017	-0.12%	2.023%	1.89%	1.19%	1.99%
1/21/2017	0.00%	0.000%	-0.41%	-1.11%	-0.03%
1/22/2017	-1.14%	0.000%	2.91%	2.21%	-0.03%
1/23/2017	-1.57%	0.628%	0.18%	-0.53%	0.60%
1/24/2017	2.63%	0.812%	-0.96%	-1.67%	0.78%
1/25/2017	2.01%	-0.812%	-2.05%	-2.75%	-0.84%
1/26/2017	-0.12%	1.934%	-0.14%	-0.84%	1.90%
1/27/2017	-1.04%	-1.141%	1.96%	1.25%	-1.17%
1/28/2017	0.00%	0.000%	0.58%	-0.13%	-0.03%
1/29/2017	-0.28%	0.000%	0.20%	-0.51%	-0.03%
1/30/2017	0.44%	-1.021%	-0.61%	-1.32%	-1.05%
1/31/2017	-0.97%	0.341%	0.65%	-0.05%	0.31%
2/1/2017	0.45%	2.006%	3.97%	3.27%	1.98%
2/2/2017	-0.12%	-0.633%	2.32%	1.61%	-0.66%
2/3/2017	-0.28%	0.540%	2.85%	2.14%	0.51%
2/4/2017	0.00%	0.000%	0.80%	0.10%	-0.03%
2/5/2017	0.20%	0.000%	1.36%	0.65%	-0.03%
2/6/2017	-2.25%	-1.535%	-1.51%	-2.22%	-1.57%
2/7/2017	-0.83%	-1.597%	1.30%	0.60%	-1.63%
2/8/2017	-2.41%	0.325%	2.35%	1.64%	0.29%
2/9/2017	2.41%	1.253%	0.11%	-0.59%	1.22%
2/10/2017	0.50%	1.610%	-7.28%	-7.99%	1.58%
2/11/2017	0.00%	0.000%	0.93%	0.22%	-0.03%
2/12/2017	0.66%	0.000%	1.77%	1.06%	-0.03%
2/13/2017	0.45%	-1.742%	-0.65%	-1.35%	-1.77%
2/14/2017	1.47%	0.509%	-0.31%	-1.01%	0.48%
2/15/2017	1.01%	-0.169%	1.07%	0.36%	-0.20%
2/16/2017	-2.02%	0.470%	-0.15%	-0.85%	0.44%
2/17/2017	-1.11%	0.075%	2.91%	2.21%	0.04%
2/18/2017	0.00%	0.000%	1.76%	1.06%	-0.03%

2/19/2017	0.00%	0.728%	0.35%	<b>-0.36%</b>	0.70%
2/20/2017	0.66%	0.334%	-0.69%	<b>-1.39%</b>	0.30%
2/21/2017	-0.21%	0.167%	2.41%	<b>1.70%</b>	0.14%
2/22/2017	-0.66%	-0.873%	3.98%	<b>3.28%</b>	-0.90%
2/23/2017	-1.63%	1.592%	0.42%	<b>-0.28%</b>	1.56%
2/24/2017	-2.60%	-0.848%	3.70%	<b>2.99%</b>	-0.88%
2/25/2017	0.00%	0.000%	1.16%	<b>0.45%</b>	-0.03%
2/26/2017	0.30%	0.000%	-2.12%	<b>-2.83%</b>	-0.03%
2/27/2017	1.92%	0.111%	1.41%	<b>0.70%</b>	0.08%
2/28/2017	1.26%	-0.074%	1.52%	<b>0.81%</b>	-0.10%
3/1/2017	2.51%	-0.334%	0.09%	<b>-0.62%</b>	-0.36%
3/2/2017	0.97%	-2.292%	2.48%	<b>1.78%</b>	-2.32%
3/3/2017	0.00%	1.359%	2.72%	<b>2.01%</b>	1.33%
3/4/2017	0.00%	0.000%	2.27%	<b>1.57%</b>	-0.03%
3/5/2017	-0.24%	0.000%	-1.32%	<b>-2.03%</b>	-0.03%
3/6/2017	0.72%	-0.244%	0.27%	<b>-0.43%</b>	-0.27%
3/7/2017	0.96%	-0.113%	0.58%	<b>-0.12%</b>	-0.14%
3/8/2017	1.65%	-5.532%	-2.85%	<b>-3.55%</b>	-5.56%
3/9/2017	1.90%	-2.009%	-6.56%	<b>-7.26%</b>	-2.04%
3/10/2017	-1.31%	-1.616%	2.28%	<b>1.58%</b>	-1.65%
3/11/2017	0.00%	0.000%	-1.76%	<b>-2.47%</b>	-0.03%
3/12/2017	0.27%	0.000%	0.49%	<b>-0.22%</b>	-0.03%
3/13/2017	1.69%	-0.186%	3.73%	<b>3.02%</b>	-0.22%
3/14/2017	-0.92%	-1.415%	1.38%	<b>0.67%</b>	-1.45%
3/15/2017	-4.00%	2.361%	0.60%	<b>-0.10%</b>	2.33%
3/16/2017	1.47%	-0.225%	0.84%	<b>0.13%</b>	-0.26%
3/17/2017	-1.43%	0.062%	-5.34%	<b>-6.04%</b>	0.03%
3/18/2017	-0.04%	0.000%	-7.93%	<b>-8.64%</b>	-0.03%
3/19/2017	0.00%	0.000%	-10.07%	<b>-10.77%</b>	-0.03%
3/20/2017	-1.49%	-1.155%	2.96%	<b>2.25%</b>	-1.19%
3/21/2017	-1.93%	-1.842%	1.75%	<b>1.04%</b>	-1.87%
3/22/2017	-0.54%	1.468%	6.16%	<b>5.46%</b>	1.44%
3/23/2017	0.62%	-0.710%	-6.32%	<b>-7.02%</b>	-0.74%
3/24/2017	0.00%	0.564%	-0.34%	<b>-1.05%</b>	0.53%
3/25/2017	0.00%	0.000%	-7.81%	<b>-8.51%</b>	-0.03%
3/26/2017	-1.42%	0.000%	-0.52%	<b>-1.23%</b>	-0.03%
3/27/2017	-0.25%	-0.502%	1.71%	<b>1.01%</b>	-0.53%
3/28/2017	1.75%	1.332%	5.74%	<b>5.03%</b>	1.30%
3/29/2017	-1.67%	2.329%	1.35%	<b>0.65%</b>	2.30%
3/30/2017	1.71%	1.682%	-0.26%	<b>-0.96%</b>	1.65%
3/31/2017	-1.33%	0.495%	-0.13%	<b>-0.84%</b>	0.46%
4/1/2017	0.00%	0.000%	3.34%	<b>2.64%</b>	-0.03%
4/2/2017	0.25%	0.000%	1.32%	<b>0.61%</b>	-0.03%
4/3/2017	-3.05%	-0.714%	0.99%	<b>0.29%</b>	-0.74%
4/4/2017	1.75%	1.560%	4.18%	<b>3.47%</b>	1.53%
4/5/2017	-1.06%	0.235%	-0.17%	<b>-0.87%</b>	0.20%
4/6/2017	0.09%	1.070%	-0.81%	<b>-1.52%</b>	1.04%
4/7/2017	1.74%	1.039%	4.33%	<b>3.63%</b>	1.01%
4/8/2017	0.00%	0.000%	0.81%	<b>0.11%</b>	-0.03%
4/9/2017	0.00%	0.000%	-0.65%	<b>-1.36%</b>	-0.03%
4/10/2017	-0.67%	1.595%	1.77%	<b>1.06%</b>	1.56%
4/11/2017	-2.92%	0.601%	0.45%	<b>-0.26%</b>	0.57%
4/12/2017	-2.38%	-0.545%	0.85%	<b>0.15%</b>	-0.58%
4/13/2017	-0.54%	0.132%	-0.27%	<b>-0.97%</b>	0.10%
4/14/2017	0.00%	0.000%	-3.16%	<b>-3.86%</b>	-0.03%
4/15/2017	0.00%	0.000%	0.34%	<b>-0.37%</b>	-0.03%
4/16/2017	-1.54%	0.000%	0.07%	<b>-0.64%</b>	-0.03%
4/17/2017	2.25%	-1.002%	0.41%	<b>-0.30%</b>	-1.03%
4/18/2017	-3.44%	-0.457%	1.08%	<b>0.38%</b>	-0.49%

4/19/2017	2.01%	-3.831%	1.85%	<b>1.15%</b>	-3.86%
4/20/2017	0.90%	-0.338%	-0.34%	<b>-1.05%</b>	-0.37%
4/21/2017	0.45%	-1.301%	2.11%	<b>1.41%</b>	-1.33%
4/22/2017	0.00%	0.000%	0.56%	<b>-0.15%</b>	-0.03%
4/23/2017	0.00%	0.000%	0.25%	<b>-0.46%</b>	-0.03%
4/24/2017	1.19%	-0.789%	0.01%	<b>-0.69%</b>	-0.82%
4/25/2017	2.65%	0.668%	0.05%	<b>-0.65%</b>	0.64%
4/26/2017	-1.29%	0.121%	1.44%	<b>0.73%</b>	0.09%
4/27/2017	-0.17%	-1.319%	1.92%	<b>1.22%</b>	-1.35%
4/28/2017	-0.48%	0.732%	2.42%	<b>1.72%</b>	0.70%
4/29/2017	0.00%	0.000%	-0.05%	<b>-0.76%</b>	-0.03%
4/30/2017	-0.39%	0.000%	0.99%	<b>0.29%</b>	-0.03%
5/1/2017	1.83%	-0.998%	0.67%	<b>-0.04%</b>	-1.03%
5/2/2017	-1.52%	-2.446%	4.72%	<b>4.01%</b>	-2.48%
5/3/2017	1.52%	0.335%	2.70%	<b>2.00%</b>	0.30%
5/4/2017	1.28%	-4.929%	2.97%	<b>2.27%</b>	-4.96%
5/5/2017	-0.09%	1.526%	2.73%	<b>2.02%</b>	1.50%
5/6/2017	0.00%	0.000%	-1.20%	<b>-1.91%</b>	-0.03%
5/7/2017	0.42%	0.000%	2.07%	<b>1.37%</b>	-0.03%
5/8/2017	1.22%	0.453%	0.25%	<b>-0.46%</b>	0.42%
5/9/2017	0.38%	-1.192%	5.07%	<b>4.37%</b>	-1.22%
5/10/2017	0.50%	3.112%	5.00%	<b>4.29%</b>	3.08%
5/11/2017	-0.71%	1.051%	2.05%	<b>1.35%</b>	1.02%
5/12/2017	-2.84%	0.021%	3.17%	<b>2.46%</b>	-0.01%
5/13/2017	0.00%	0.000%	-7.25%	<b>-7.96%</b>	-0.03%
5/14/2017	-0.09%	0.000%	3.93%	<b>3.23%</b>	-0.03%
5/15/2017	0.81%	2.089%	0.98%	<b>0.27%</b>	2.06%
5/16/2017	-0.73%	-0.390%	-3.52%	<b>-4.22%</b>	-0.42%
5/17/2017	-4.53%	0.839%	1.39%	<b>0.69%</b>	0.81%
5/18/2017	0.22%	0.569%	4.14%	<b>3.43%</b>	0.54%
5/19/2017	0.31%	1.966%	4.01%	<b>3.30%</b>	1.94%
5/20/2017	0.00%	0.000%	3.60%	<b>2.89%</b>	-0.03%
5/21/2017	0.54%	0.000%	4.13%	<b>3.42%</b>	-0.03%
5/22/2017	0.22%	0.792%	0.06%	<b>-0.65%</b>	0.76%
5/23/2017	1.32%	1.448%	4.99%	<b>4.28%</b>	1.42%
5/24/2017	-1.32%	-0.214%	5.63%	<b>4.92%</b>	-0.24%
5/25/2017	0.13%	-4.908%	7.54%	<b>6.83%</b>	-4.94%
5/26/2017	-0.22%	1.824%	-3.09%	<b>-3.79%</b>	1.79%
5/27/2017	0.00%	0.000%	-7.96%	<b>-8.67%</b>	-0.03%
5/28/2017	0.00%	0.281%	-6.16%	<b>-6.86%</b>	0.25%
5/29/2017	-0.31%	0.060%	4.75%	<b>4.05%</b>	0.03%
5/30/2017	-1.57%	-0.622%	4.97%	<b>4.27%</b>	-0.65%
5/31/2017	-0.09%	-2.735%	-3.15%	<b>-3.86%</b>	-2.77%
6/1/2017	0.32%	0.083%	4.82%	<b>4.11%</b>	0.05%
6/2/2017	-2.47%	-1.458%	4.33%	<b>3.63%</b>	-1.49%
6/3/2017	0.00%	0.000%	2.69%	<b>1.98%</b>	-0.03%
6/4/2017	0.00%	0.000%	2.38%	<b>1.67%</b>	-0.03%
6/5/2017	1.11%	-0.547%	-0.15%	<b>-0.85%</b>	-0.58%
6/6/2017	-1.76%	1.653%	5.94%	<b>5.24%</b>	1.62%
6/7/2017	1.43%	-5.262%	6.74%	<b>6.03%</b>	-5.29%
6/8/2017	0.73%	-0.175%	-5.77%	<b>-6.48%</b>	-0.21%
6/9/2017	0.46%	0.415%	3.00%	<b>2.30%</b>	0.38%
6/10/2017	0.00%	0.000%	0.97%	<b>0.26%</b>	-0.03%
6/11/2017	0.41%	0.000%	2.62%	<b>1.91%</b>	-0.03%
6/12/2017	0.18%	0.544%	2.65%	<b>1.94%</b>	0.51%
6/13/2017	-0.18%	0.821%	-13.51%	<b>-14.22%</b>	0.79%
6/14/2017	-3.87%	-3.795%	4.56%	<b>3.85%</b>	-3.83%
6/15/2017	1.72%	-0.605%	-8.98%	<b>-9.68%</b>	-0.64%
6/16/2017	-0.51%	0.628%	-3.96%	<b>-4.67%</b>	0.60%

6/17/2017	0.00%	0.000%	4.36%	<b>3.66%</b>	-0.03%
6/18/2017	0.19%	0.000%	5.67%	<b>4.97%</b>	-0.03%
6/19/2017	1.56%	-1.214%	-4.12%	<b>-4.83%</b>	-1.25%
6/20/2017	-1.61%	-2.219%	2.75%	<b>2.04%</b>	-2.25%
6/21/2017	0.42%	-1.632%	5.36%	<b>4.65%</b>	-1.66%
6/22/2017	-0.79%	0.493%	-2.93%	<b>-3.63%</b>	0.46%
6/23/2017	-0.19%	0.630%	1.63%	<b>0.92%</b>	0.60%
6/24/2017	0.00%	0.000%	0.14%	<b>-0.56%</b>	-0.03%
6/25/2017	0.09%	0.000%	-5.45%	<b>-6.16%</b>	-0.03%
6/26/2017	-0.51%	0.857%	-1.58%	<b>-2.28%</b>	0.83%
6/27/2017	3.14%	1.963%	-4.88%	<b>-5.59%</b>	1.93%
6/28/2017	1.04%	1.124%	4.22%	<b>3.51%</b>	1.09%
6/29/2017	1.83%	0.424%	1.44%	<b>0.73%</b>	0.39%
6/30/2017	1.62%	2.440%	-0.26%	<b>-0.97%</b>	2.41%
7/1/2017	0.00%	0.000%	-2.50%	<b>-3.21%</b>	-0.03%
7/2/2017	0.52%	0.000%	-2.63%	<b>-3.33%</b>	-0.03%
7/3/2017	1.37%	2.213%	3.22%	<b>2.52%</b>	2.18%
7/4/2017	-0.60%	0.127%	2.22%	<b>1.52%</b>	0.10%
7/5/2017	-0.30%	-4.336%	1.47%	<b>0.76%</b>	-4.37%
7/6/2017	1.75%	0.860%	0.90%	<b>0.19%</b>	0.83%
7/7/2017	0.76%	-2.875%	-0.71%	<b>-1.41%</b>	-2.91%
7/8/2017	0.00%	0.000%	-3.70%	<b>-4.41%</b>	-0.03%
7/9/2017	0.00%	0.000%	2.09%	<b>1.39%</b>	-0.03%
7/10/2017	-0.55%	0.384%	-1.42%	<b>-2.12%</b>	0.35%
7/11/2017	-0.51%	1.431%	-6.73%	<b>-7.44%</b>	1.40%
7/12/2017	-1.75%	0.994%	-2.06%	<b>-2.77%</b>	0.96%
7/13/2017	1.20%	1.289%	3.38%	<b>2.68%</b>	1.26%
7/14/2017	-0.68%	0.993%	-2.20%	<b>-2.91%</b>	0.96%
7/15/2017	0.00%	0.000%	-5.63%	<b>-6.33%</b>	-0.03%
7/16/2017	0.00%	0.000%	-8.94%	<b>-9.65%</b>	-0.03%
7/17/2017	-0.77%	-1.124%	-5.49%	<b>-6.19%</b>	-1.15%
7/18/2017	-2.32%	0.822%	13.48%	<b>12.77%</b>	0.79%
7/19/2017	0.44%	1.540%	6.11%	<b>5.41%</b>	1.51%
7/20/2017	-0.62%	-0.703%	-2.53%	<b>-3.24%</b>	-0.73%
7/21/2017	-0.89%	-2.204%	19.62%	<b>18.91%</b>	-2.23%
7/22/2017	0.00%	0.000%	-3.73%	<b>-4.44%</b>	-0.03%
7/23/2017	-0.22%	0.000%	6.12%	<b>5.41%</b>	-0.03%
7/24/2017	1.11%	1.238%	-2.38%	<b>-3.09%</b>	1.21%
7/25/2017	3.27%	3.290%	-0.06%	<b>-0.77%</b>	3.26%
7/26/2017	-1.73%	1.780%	-8.25%	<b>-8.96%</b>	1.75%
7/27/2017	1.17%	0.593%	-0.96%	<b>-1.66%</b>	0.56%
7/28/2017	-1.21%	1.357%	6.67%	<b>5.96%</b>	1.33%
7/29/2017	0.00%	0.000%	3.64%	<b>2.94%</b>	-0.03%
7/30/2017	-0.39%	0.000%	-2.31%	<b>-3.01%</b>	-0.03%
7/31/2017	0.61%	0.921%	0.80%	<b>0.09%</b>	0.89%
8/1/2017	-1.89%	-2.034%	3.40%	<b>2.69%</b>	-2.06%
8/2/2017	0.80%	0.871%	-3.57%	<b>-4.28%</b>	0.84%
8/3/2017	-2.32%	-1.136%	-1.12%	<b>-1.83%</b>	-1.17%
8/4/2017	2.01%	1.116%	3.23%	<b>2.52%</b>	1.08%
8/5/2017	0.00%	0.000%	2.30%	<b>1.60%</b>	-0.03%
8/6/2017	0.40%	0.000%	13.54%	<b>12.83%</b>	-0.03%
8/7/2017	-0.71%	-0.384%	-0.93%	<b>-1.64%</b>	-0.41%
8/8/2017	0.22%	-0.446%	4.42%	<b>3.72%</b>	-0.48%
8/9/2017	-0.58%	0.790%	0.71%	<b>0.00%</b>	0.76%
8/10/2017	-2.16%	-1.977%	-1.92%	<b>-2.62%</b>	-2.01%
8/11/2017	-0.46%	0.472%	2.15%	<b>1.45%</b>	0.44%
8/12/2017	0.00%	0.000%	5.87%	<b>5.17%</b>	-0.03%
8/13/2017	0.36%	0.000%	6.87%	<b>6.16%</b>	-0.03%
8/14/2017	1.13%	-2.552%	4.55%	<b>3.85%</b>	-2.58%

8/15/2017	2.18%	-0.084%	5.23%	<b>4.52%</b>	-0.11%
8/16/2017	-2.13%	-1.633%	-3.59%	<b>-4.30%</b>	-1.66%
8/17/2017	-1.81%	0.660%	5.51%	<b>4.80%</b>	0.63%
8/18/2017	0.55%	2.971%	-2.12%	<b>-2.82%</b>	2.94%
8/19/2017	0.00%	0.000%	-4.29%	<b>-4.99%</b>	-0.03%
8/20/2017	0.59%	0.000%	1.01%	<b>0.30%</b>	-0.03%
8/21/2017	-1.23%	-2.378%	-1.07%	<b>-1.78%</b>	-2.41%
8/22/2017	1.55%	0.568%	-2.09%	<b>-2.79%</b>	0.54%
8/23/2017	-2.19%	1.603%	2.21%	<b>1.50%</b>	1.57%
8/24/2017	1.24%	-2.045%	1.37%	<b>0.67%</b>	-2.08%
8/25/2017	-1.24%	0.923%	3.48%	<b>2.77%</b>	0.89%
8/26/2017	0.00%	0.000%	1.48%	<b>0.78%</b>	-0.03%
8/27/2017	0.28%	0.000%	-0.46%	<b>-1.16%</b>	-0.03%
8/28/2017	-0.74%	-2.753%	0.08%	<b>-0.63%</b>	-2.78%
8/29/2017	-1.40%	-0.280%	0.77%	<b>0.07%</b>	-0.31%
8/30/2017	0.33%	-1.039%	4.69%	<b>3.98%</b>	-1.07%
8/31/2017	-0.75%	2.726%	-0.24%	<b>-0.94%</b>	2.70%
9/1/2017	2.15%	0.127%	3.27%	<b>2.57%</b>	0.10%
9/2/2017	0.00%	0.000%	3.48%	<b>2.78%</b>	-0.03%
9/3/2017	0.00%	0.063%	-6.76%	<b>-7.46%</b>	0.03%
9/4/2017	0.00%	0.190%	0.05%	<b>-0.65%</b>	0.16%
9/5/2017	-4.87%	2.602%	-7.69%	<b>-8.40%</b>	2.57%
9/6/2017	2.06%	1.022%	3.70%	<b>3.00%</b>	0.99%
9/7/2017	-3.09%	-0.142%	4.09%	<b>3.38%</b>	-0.17%
9/8/2017	0.59%	-3.335%	0.53%	<b>-0.18%</b>	-3.37%
9/9/2017	0.00%	0.000%	-7.17%	<b>-7.88%</b>	-0.03%
9/10/2017	1.69%	0.000%	-0.45%	<b>-1.16%</b>	-0.03%
9/11/2017	2.13%	1.235%	-1.15%	<b>-1.86%</b>	1.20%
9/12/2017	1.53%	0.332%	-0.79%	<b>-1.50%</b>	0.30%
9/13/2017	1.19%	2.194%	-1.33%	<b>-2.04%</b>	2.16%
9/14/2017	-0.27%	1.190%	-7.74%	<b>-8.44%</b>	1.16%
9/15/2017	0.68%	0.000%	-15.10%	<b>-15.80%</b>	-0.03%
9/16/2017	0.00%	0.000%	11.17%	<b>10.46%</b>	-0.03%
9/17/2017	0.00%	0.000%	0.01%	<b>-0.69%</b>	-0.03%
9/18/2017	1.44%	0.040%	0.36%	<b>-0.35%</b>	0.01%
9/19/2017	0.54%	-0.865%	9.26%	<b>8.55%</b>	-0.90%
9/20/2017	1.19%	1.862%	-3.88%	<b>-4.59%</b>	1.83%
9/21/2017	0.22%	0.277%	-0.20%	<b>-0.90%</b>	0.25%
9/22/2017	-1.10%	0.217%	-7.45%	<b>-8.15%</b>	0.19%
9/23/2017	0.00%	0.000%	-0.56%	<b>-1.27%</b>	-0.03%
9/24/2017	0.40%	0.000%	4.69%	<b>3.98%</b>	-0.03%
9/25/2017	-1.78%	3.033%	-2.88%	<b>-3.58%</b>	3.00%
9/26/2017	0.63%	-0.653%	6.84%	<b>6.13%</b>	-0.68%
9/27/2017	3.26%	0.500%	-0.80%	<b>-1.51%</b>	0.47%
9/28/2017	-0.09%	-1.119%	7.44%	<b>6.74%</b>	-1.15%
9/29/2017	1.33%	0.213%	-0.37%	<b>-1.07%</b>	0.18%
9/30/2017	0.00%	0.000%	-0.33%	<b>-1.04%</b>	-0.03%
10/1/2017	0.13%	0.000%	4.31%	<b>3.61%</b>	-0.03%
10/2/2017	-0.04%	-2.132%	0.55%	<b>-0.15%</b>	-2.16%
10/3/2017	-0.69%	-0.317%	0.50%	<b>-0.21%</b>	-0.35%
10/4/2017	-0.09%	-0.876%	-2.01%	<b>-2.72%</b>	-0.91%
10/5/2017	1.07%	1.608%	-2.16%	<b>-2.86%</b>	1.58%
10/6/2017	0.55%	-2.998%	2.51%	<b>1.81%</b>	-3.03%
10/7/2017	0.00%	0.000%	0.85%	<b>0.14%</b>	-0.03%
10/8/2017	0.00%	0.000%	1.22%	<b>0.51%</b>	-0.03%
10/9/2017	0.00%	0.587%	4.00%	<b>3.30%</b>	0.56%
10/10/2017	-0.25%	2.667%	3.89%	<b>3.18%</b>	2.64%
10/11/2017	-0.08%	0.743%	0.43%	<b>-0.28%</b>	0.71%
10/12/2017	-1.37%	-1.374%	2.31%	<b>1.60%</b>	-1.40%

10/13/2017	-2.00%	1.666%	10.67%	<b>9.97%</b>	1.64%
10/14/2017	0.00%	0.000%	3.03%	<b>2.32%</b>	-0.03%
10/15/2017	0.61%	0.000%	2.43%	<b>1.73%</b>	-0.03%
10/16/2017	0.70%	0.813%	-2.07%	<b>-2.78%</b>	0.78%
10/17/2017	-0.13%	0.019%	1.69%	<b>0.98%</b>	-0.01%
10/18/2017	1.85%	0.308%	-2.63%	<b>-3.33%</b>	0.28%
10/19/2017	-1.16%	-1.452%	-1.78%	<b>-2.49%</b>	-1.48%
10/20/2017	2.77%	0.350%	3.36%	<b>2.66%</b>	0.32%
10/21/2017	0.00%	0.000%	5.25%	<b>4.54%</b>	-0.03%
10/22/2017	0.46%	0.000%	0.51%	<b>-0.20%</b>	-0.03%
10/23/2017	-1.01%	0.832%	-1.38%	<b>-2.09%</b>	0.80%
10/24/2017	2.13%	1.092%	-0.98%	<b>-1.68%</b>	1.06%
10/25/2017	0.58%	-0.554%	-5.27%	<b>-5.98%</b>	-0.58%
10/26/2017	1.14%	0.878%	2.07%	<b>1.36%</b>	0.85%
10/27/2017	-1.93%	2.365%	3.30%	<b>2.59%</b>	2.33%
10/28/2017	0.00%	0.000%	-2.07%	<b>-2.77%</b>	-0.03%
10/29/2017	-0.46%	0.000%	-0.51%	<b>-1.21%</b>	-0.03%
10/30/2017	-1.47%	0.463%	6.34%	<b>5.63%</b>	0.43%
10/31/2017	0.29%	0.424%	0.16%	<b>-0.55%</b>	0.39%
11/1/2017	-0.21%	-0.147%	4.54%	<b>3.83%</b>	-0.18%
11/2/2017	-0.97%	0.441%	4.65%	<b>3.94%</b>	0.41%
11/3/2017	-0.68%	1.997%	3.93%	<b>3.23%</b>	1.97%
11/4/2017	0.00%	0.000%	3.15%	<b>2.44%</b>	-0.03%
11/5/2017	0.43%	0.000%	2.44%	<b>1.74%</b>	-0.03%
11/6/2017	-1.07%	3.027%	0.60%	<b>-0.10%</b>	3.00%
11/7/2017	-0.09%	-0.262%	-5.77%	<b>-6.48%</b>	-0.29%
11/8/2017	0.77%	-0.684%	1.03%	<b>0.32%</b>	-0.71%
11/9/2017	0.26%	0.632%	3.95%	<b>3.24%</b>	0.60%
11/10/2017	2.62%	-0.755%	-2.76%	<b>-3.46%</b>	-0.79%
11/11/2017	0.00%	0.000%	-9.04%	<b>-9.74%</b>	-0.03%
11/12/2017	-0.17%	0.000%	-3.90%	<b>-4.60%</b>	-0.03%
11/13/2017	0.37%	0.035%	-5.58%	<b>-6.29%</b>	0.00%
11/14/2017	-1.34%	-1.885%	8.39%	<b>7.69%</b>	-1.92%
11/15/2017	-2.08%	-0.666%	2.02%	<b>1.32%</b>	-0.70%
11/16/2017	2.08%	-0.344%	9.48%	<b>8.77%</b>	-0.37%
11/17/2017	-1.27%	2.525%	7.36%	<b>6.65%</b>	2.49%
11/18/2017	0.00%	0.000%	-1.45%	<b>-2.16%</b>	-0.03%
11/19/2017	-0.30%	0.000%	0.72%	<b>0.01%</b>	-0.03%
11/20/2017	1.27%	-0.817%	3.52%	<b>2.81%</b>	-0.85%
11/21/2017	-0.42%	1.311%	2.38%	<b>1.67%</b>	1.28%
11/22/2017	-1.58%	2.072%	-1.39%	<b>-2.09%</b>	2.04%
11/23/2017	0.22%	0.619%	1.22%	<b>0.51%</b>	0.59%
11/24/2017	0.60%	0.972%	-2.07%	<b>-2.77%</b>	0.94%
11/25/2017	0.00%	0.000%	2.03%	<b>1.33%</b>	-0.03%
11/26/2017	0.09%	0.000%	6.07%	<b>5.36%</b>	-0.03%
11/27/2017	-0.47%	-1.435%	6.38%	<b>5.68%</b>	-1.47%
11/28/2017	-0.21%	-0.207%	3.56%	<b>2.85%</b>	-0.24%
11/29/2017	2.63%	-1.197%	2.71%	<b>2.01%</b>	-1.23%
11/30/2017	1.12%	0.174%	-1.38%	<b>-2.08%</b>	0.14%
12/1/2017	-2.18%	1.659%	0.88%	<b>0.18%</b>	1.63%
12/2/2017	0.00%	0.000%	8.86%	<b>8.15%</b>	-0.03%
12/3/2017	2.42%	0.000%	1.26%	<b>0.56%</b>	-0.03%
12/4/2017	-2.04%	-1.537%	4.17%	<b>3.46%</b>	-1.57%
12/5/2017	-0.80%	0.261%	1.03%	<b>0.33%</b>	0.23%
12/6/2017	-0.55%	-2.923%	1.94%	<b>1.24%</b>	-2.95%
12/7/2017	0.94%	1.296%	13.74%	<b>13.03%</b>	1.27%
12/8/2017	0.68%	1.175%	18.78%	<b>18.07%</b>	1.14%
12/9/2017	0.00%	0.000%	-3.55%	<b>-4.25%</b>	-0.03%
12/10/2017	0.29%	0.000%	-7.75%	<b>-8.45%</b>	-0.03%

12/11/2017	0.21%	1.092%	5.01%	<b>4.30%</b>	1.06%
12/12/2017	0.54%	-1.477%	9.83%	<b>9.12%</b>	-1.51%
12/13/2017	-2.32%	-0.950%	2.82%	<b>2.12%</b>	-0.98%
12/14/2017	0.04%	0.774%	-5.76%	<b>-6.47%</b>	0.74%
12/15/2017	0.09%	0.455%	1.27%	<b>0.57%</b>	0.42%
12/16/2017	0.00%	0.000%	6.16%	<b>5.45%</b>	-0.03%
12/17/2017	0.76%	0.000%	8.81%	<b>8.10%</b>	-0.03%
12/18/2017	1.05%	-0.245%	-1.08%	<b>-1.79%</b>	-0.28%
12/19/2017	2.68%	0.523%	-0.27%	<b>-0.97%</b>	0.49%
12/20/2017	1.53%	1.090%	-7.69%	<b>-8.40%</b>	1.06%
12/21/2017	-0.52%	0.464%	-6.10%	<b>-6.81%</b>	0.43%
12/22/2017	0.04%	0.188%	-4.98%	<b>-5.68%</b>	0.16%
12/23/2017	0.00%	0.000%	-11.09%	<b>-11.79%</b>	-0.03%
12/24/2017	0.00%	0.000%	2.73%	<b>2.02%</b>	-0.03%
12/25/2017	0.28%	0.205%	-3.29%	<b>-4.00%</b>	0.17%
12/26/2017	-0.72%	2.328%	-0.30%	<b>-1.00%</b>	2.30%
12/27/2017	-2.50%	-0.552%	11.73%	<b>11.02%</b>	-0.58%
12/28/2017	0.87%	0.335%	-1.57%	<b>-2.28%</b>	0.30%
12/29/2017	-1.20%	0.965%	-6.56%	<b>-7.27%</b>	0.93%
12/30/2017	0.00%	0.000%	-0.01%	<b>-0.71%</b>	-0.03%
12/31/2017	0.00%	0.000%	-13.46%	<b>-14.17%</b>	-0.03%

	TASA LIBRE DE RIESGO (TES USA)	RENDIMIENTO DEL PETROLEO WTI	RENDIMIENTO DEL BITCOIN
PROMEDIO	<b>-0.00464%</b>	<b>0.03%</b>	<b>0.71%</b>
SUMATORIA		<b>11.18%</b>	<b>256.81%</b>

<b>BITCOIN VS PETROLEO WTI</b>	
VOLATILIDAD (VARIANZA DEL BITCOIN)	<b>0.20%</b>
VOLATILIDAD(VARIANZA DEL PETROLEO WTI)	0.02%
RIESGO (DESVIACION DEL BITCOIN)	<b>4.468%</b>
RIESGO(DESVIACION DEL PETROLEO WTI)	1.316%
COVARIANZA DEL BITCOIN	<b>0.1997%</b>
CORRELACION DEL BITCOIN CON EL PETROLEO WTI	<b>339.6309%</b>
BETA(RIESGO DEL BITCOIN VS PETROLEO WTI: Riesgo sistemático)	<b>1153.4915%</b>
PRIMA DE RIESGO DEL BITCOIN	8.1917%
PRIMA DE RIESGO DEL PETROLEO WTI	<b>0.7102%</b>
RETORNO ESPERADO SEGÚN CAPM	8.1871%

VOLATILIDAD	BITCOIN	0.20%
RIESGO		
COVARIANZA DEL BITCOIN		
CORRELACION DEL BITCOIN CON EL PETROLEO WTI		
BETA(RIESGO DEL BITCOIN VS PETROLEO WTI: Riesgo sistemático)		
PRIMA DE RIESGO DEL BITCOIN		
PRIMA DE RIESGO DEL PETROLEO WTI		
RETORNO ESPERADO SEGÚN CAPM		



3^2

4^2

3\*4

<b>CUADRADO DEL RENDIMIENTO BITCOIN - RENDIMIENTO PROMEDIO DEL BITCOIN</b>	<b>CUADRADO DEL RENDIMIENTO PRETROLEO WTI - RENDIMIENTO PROMEDIO PRETROLEO WTI</b>	<b>(CUADRADO DEL RENDIMIENTO BITCOIN - RENDIMIENTO PROMEDIO DEL BITCOIN)*(CUADRADO DEL RENDIMIENTO PRETROLEO WTI - RENDIMIENTO PROMEDIO PRETROLEO WTI)</b>
0.059%	0.00%	-7.47767E-06
0.018%	0.10%	-0.000426989
0.024%	0.03%	0.000267564
0.035%	0.01%	0.000170185
0.669%	0.00%	-0.000324048
1.126%	0.00%	3.25836E-05
0.004%	0.00%	1.98557E-06
0.000%	0.15%	-2.65103E-06
0.027%	0.05%	0.000369979
0.000%	0.08%	4.90476E-05
1.789%	0.02%	-0.001890177
0.001%	0.02%	3.38009E-05
0.032%	0.00%	-5.48105E-06
0.003%	0.00%	-6.6593E-06
0.013%	0.00%	-1.17459E-05
0.004%	0.00%	-6.61742E-06
0.491%	0.07%	-0.001916784
0.055%	0.00%	-0.000125936
0.014%	0.04%	0.000236806
0.012%	0.00%	3.41295E-06
0.049%	0.00%	-6.77361E-06
0.003%	0.00%	-3.14961E-05
0.028%	0.01%	-0.000130107
0.076%	0.01%	0.000231774
0.007%	0.04%	-0.000160416
0.016%	0.01%	-0.000147002
0.000%	0.00%	3.94352E-07
0.003%	0.00%	1.55807E-06
0.017%	0.01%	0.000138431
0.000%	0.00%	-1.68754E-06
0.107%	0.04%	0.000645447
0.026%	0.00%	-0.000106872
0.046%	0.00%	0.000109178
0.000%	0.00%	-2.94889E-07
0.004%	0.00%	-2.00389E-06
0.049%	0.02%	0.000347014
0.004%	0.03%	-9.73834E-05
0.027%	0.00%	4.84639E-05
0.004%	0.01%	-7.24237E-05
0.638%	0.02%	-0.001261625
0.000%	0.00%	-6.83315E-07
0.011%	0.00%	-3.26283E-06
0.018%	0.03%	0.000239949
0.010%	0.00%	-4.83909E-05
0.001%	0.00%	-7.19283E-06
0.007%	0.00%	-3.7377E-05
0.049%	0.00%	9.76047E-06
0.011%	0.00%	-3.24005E-06

0.001%	0.00%	-2.49411E-05
0.019%	0.00%	-4.22458E-05
0.029%	0.00%	2.3132E-05
0.107%	0.01%	-0.000296315
0.001%	0.02%	-4.40482E-05
0.090%	0.01%	-0.000263051
0.002%	0.00%	-1.39533E-06
0.080%	0.00%	8.6857E-06
0.005%	0.00%	5.64981E-06
0.007%	0.00%	-8.53326E-06
0.004%	0.00%	2.25644E-05
0.032%	0.05%	-0.000412422
0.041%	0.02%	0.000267548
0.025%	0.00%	-4.81413E-06
0.041%	0.00%	6.22826E-06
0.002%	0.00%	1.191E-05
0.000%	0.00%	1.77504E-06
0.126%	0.31%	0.001977216
0.528%	0.04%	0.001481773
0.025%	0.03%	-0.000259428
0.061%	0.00%	7.57954E-06
0.000%	0.00%	6.74899E-07
0.091%	0.00%	-6.53767E-05
0.005%	0.02%	-9.70829E-05
0.000%	0.05%	-2.35853E-05
0.000%	0.00%	-3.36876E-06
0.365%	0.00%	-1.86218E-05
0.746%	0.00%	2.652E-05
1.160%	0.00%	3.30812E-05
0.051%	0.01%	-0.00026673
0.011%	0.04%	-0.00019556
0.298%	0.02%	0.000784356
0.493%	0.01%	0.000520362
0.011%	0.00%	-5.58729E-05
0.725%	0.00%	2.61412E-05
0.015%	0.00%	3.76447E-06
0.010%	0.00%	-5.36258E-05
0.253%	0.02%	0.000654529
0.004%	0.05%	0.000148379
0.009%	0.03%	-0.000159294
0.007%	0.00%	-3.8871E-05
0.070%	0.00%	-8.09721E-06
0.004%	0.00%	-1.87645E-06
0.001%	0.01%	-2.12424E-05
0.120%	0.02%	0.000530826
0.008%	0.00%	-1.77828E-05
0.023%	0.01%	-0.000157824
0.131%	0.01%	0.000365588
0.000%	0.00%	-3.29889E-07
0.018%	0.00%	4.16474E-06
0.011%	0.02%	0.000166587
0.001%	0.00%	-1.45549E-05
0.000%	0.00%	-8.52286E-06
0.009%	0.00%	-9.8098E-06
0.149%	0.00%	1.18673E-05
0.001%	0.00%	1.12996E-06
0.004%	0.00%	1.95398E-06
0.001%	0.01%	3.08346E-05
0.001%	0.00%	-1.84305E-05

0.013%	0.15%	-0.000443095
0.011%	0.00%	3.86339E-05
0.020%	0.02%	-0.000187371
0.000%	0.00%	4.59747E-07
0.002%	0.00%	1.41076E-06
0.005%	0.01%	5.68597E-05
0.004%	0.00%	-4.16738E-05
0.005%	0.00%	6.58636E-06
0.015%	0.02%	-0.000164024
0.030%	0.00%	0.000120569
0.006%	0.00%	2.32794E-06
0.001%	0.00%	-8.80084E-07
0.000%	0.01%	3.98329E-06
0.161%	0.06%	-0.000993088
0.040%	0.00%	6.08423E-05
0.051%	0.25%	-0.001125559
0.041%	0.02%	0.000302399
0.036%	0.00%	5.86607E-06
0.019%	0.00%	-4.19229E-06
0.002%	0.00%	-1.93827E-05
0.191%	0.01%	-0.00053392
0.184%	0.09%	0.001323042
0.018%	0.01%	0.000137645
0.061%	0.00%	-2.41219E-06
0.633%	0.00%	2.44308E-05
0.104%	0.00%	-9.90792E-06
0.001%	0.04%	5.55392E-05
0.178%	0.00%	0.000177617
0.005%	0.01%	5.57174E-05
0.118%	0.00%	0.000184651
0.109%	0.04%	0.000638762
0.084%	0.00%	-8.87956E-06
0.117%	0.00%	-1.05086E-05
0.004%	0.01%	-4.9468E-05
0.183%	0.02%	0.00060665
0.242%	0.00%	-0.000120384
0.467%	0.24%	-0.003374553
0.144%	0.03%	-0.000679705
0.752%	0.00%	2.66243E-05
0.471%	0.00%	-0.000171589
0.164%	0.00%	1.18783E-05
0.182%	0.00%	-0.000278552
0.149%	0.08%	0.001066407
0.169%	0.00%	2.14061E-05
0.131%	0.02%	-0.000539691
0.039%	0.00%	-6.07985E-06
0.028%	0.00%	-5.14075E-06
0.007%	0.00%	4.93572E-05
0.274%	0.03%	0.000849583
0.364%	0.28%	-0.003191866
0.419%	0.00%	0.000133314
0.053%	0.00%	8.83496E-05
0.001%	0.00%	-7.99386E-07
0.036%	0.00%	-5.86556E-06
0.038%	0.00%	9.96269E-05
2.021%	0.01%	-0.001123848
0.148%	0.15%	-0.001473913
0.938%	0.00%	0.000615984
0.218%	0.00%	-0.000278825

0.134%	0.00%	-1.12369E-05
0.247%	0.00%	-1.526E-05
0.233%	0.02%	0.000600747
0.042%	0.05%	-0.000458883
0.216%	0.03%	-0.000773492
0.132%	0.00%	-0.000167851
0.008%	0.00%	5.51906E-05
0.003%	0.00%	1.72679E-06
0.379%	0.00%	1.89083E-05
0.052%	0.01%	-0.000188467
0.312%	0.04%	-0.001080173
0.123%	0.01%	0.00038378
0.005%	0.00%	2.8694E-05
0.009%	0.06%	-0.000233429
0.103%	0.00%	9.8583E-06
0.111%	0.00%	1.02374E-05
0.063%	0.05%	0.000549119
0.023%	0.00%	1.46675E-05
0.006%	0.19%	-0.000333713
0.000%	0.01%	1.59282E-05
0.020%	0.08%	0.000409887
0.194%	0.00%	1.35298E-05
0.019%	0.00%	-4.25744E-06
0.045%	0.00%	-7.48489E-05
0.553%	0.02%	-0.001041608
0.077%	0.01%	-0.000266594
0.072%	0.02%	0.000336824
0.085%	0.01%	-0.000280163
0.401%	0.00%	1.94412E-05
0.931%	0.00%	2.96285E-05
0.384%	0.01%	0.000715088
1.631%	0.01%	0.001011138
0.292%	0.02%	0.000815673
0.105%	0.01%	0.000237476
3.576%	0.05%	-0.004226285
0.197%	0.00%	1.3636E-05
0.293%	0.00%	-1.66268E-05
0.095%	0.01%	-0.000372748
0.006%	0.11%	-0.000250061
0.803%	0.03%	-0.001566983
0.028%	0.00%	-9.34193E-05
0.356%	0.02%	0.000790876
0.086%	0.00%	-9.01371E-06
0.091%	0.00%	9.25346E-06
0.000%	0.01%	8.22512E-06
0.072%	0.04%	-0.000555651
0.183%	0.01%	-0.000359189
0.033%	0.01%	0.000213218
0.064%	0.01%	0.000273584
0.025%	0.00%	-4.89997E-06
1.647%	0.00%	-3.94064E-05
0.027%	0.00%	6.79536E-05
0.138%	0.00%	-0.000177267
0.000%	0.01%	2.81872E-07
0.069%	0.04%	0.000526908
0.021%	0.00%	6.38892E-05
0.267%	0.00%	-1.58748E-05
0.380%	0.00%	-1.89262E-05
0.148%	0.07%	-0.000994091

0.204%	0.00%	-5.18903E-05
0.185%	0.03%	0.000714452
0.230%	0.00%	0.000302327
0.080%	0.09%	-0.000830157
0.249%	0.00%	1.53296E-05
0.001%	0.00%	-9.30676E-07
0.032%	0.06%	0.000427748
0.078%	0.00%	-0.000150078
0.023%	0.02%	0.000236121
0.004%	0.04%	-0.00013837
0.077%	0.01%	0.000247423
0.006%	0.00%	-2.3884E-06
0.013%	0.00%	3.56599E-06
0.004%	0.08%	0.000174432
0.000%	0.00%	-2.07946E-06
0.158%	0.01%	-0.000425853
0.009%	0.07%	-0.000254453
0.066%	0.00%	2.47304E-05
0.077%	0.00%	-8.52815E-06
0.557%	0.00%	-2.44141E-05
0.004%	0.00%	-1.04173E-05
0.705%	0.07%	-0.002160064
0.090%	0.01%	0.000297189
0.114%	0.00%	-5.85741E-05
0.000%	0.11%	5.93406E-05
0.621%	0.00%	2.41912E-05
0.013%	0.00%	3.56068E-06
0.035%	0.01%	-0.00022397
0.022%	0.00%	-4.50959E-05
0.041%	0.05%	-0.000440744
0.712%	0.01%	-0.000978219
2.498%	0.00%	4.8535E-05
1.094%	0.00%	-3.21271E-05
0.005%	0.00%	2.13163E-06
0.001%	0.00%	-3.27232E-07
0.731%	0.01%	-0.000766312
0.211%	0.03%	-0.000840554
0.008%	0.00%	-2.22214E-05
0.665%	0.00%	-0.000152172
0.016%	0.00%	3.89033E-06
0.158%	0.00%	-1.22215E-05
0.128%	0.09%	-0.001076096
0.376%	0.00%	-0.000419276
0.023%	0.00%	-7.06649E-05
0.454%	0.01%	-0.000774545
0.012%	0.00%	-1.95711E-05
0.011%	0.00%	3.18471E-06
0.130%	0.00%	-1.10785E-05
0.000%	0.05%	3.26988E-05
0.000%	0.00%	7.26619E-06
0.074%	0.01%	0.000246359
0.082%	0.02%	-0.000451711
0.033%	0.09%	-0.000547647
0.000%	0.00%	-4.44192E-07
0.003%	0.00%	-1.57135E-06
0.109%	0.00%	0.000183215
0.101%	0.07%	0.000839575
0.001%	0.01%	-1.98388E-05
0.026%	0.02%	-0.000225021

0.993%	0.03%	0.001629813
0.054%	0.00%	-7.12598E-06
0.030%	0.00%	-5.30706E-06
0.077%	0.01%	-0.000217495
0.010%	0.00%	-1.12E-06
0.111%	0.00%	-9.24161E-05
0.062%	0.02%	0.00036864
0.071%	0.00%	8.4937E-05
0.206%	0.00%	-1.39442E-05
0.000%	0.00%	6.0686E-07
0.044%	0.01%	-0.000167334
0.028%	0.01%	-0.000178507
0.357%	0.00%	0.000349721
0.019%	0.01%	0.000115204
0.067%	0.05%	0.000605663
0.077%	0.00%	8.52043E-06
0.015%	0.00%	3.72173E-06
0.318%	0.00%	0.000243446
0.003%	0.00%	-2.15337E-05
0.147%	0.00%	-6.81742E-05
0.155%	0.00%	0.000161666
0.104%	0.04%	0.000634263
0.060%	0.00%	-7.49256E-06
0.030%	0.00%	-5.3323E-06
0.000%	0.09%	-3.04896E-05
0.420%	0.00%	0.000189529
0.001%	0.01%	-2.29292E-05
0.105%	0.00%	0.000194806
0.120%	0.01%	0.000272011
0.949%	0.00%	2.9916E-05
0.212%	0.00%	1.41345E-05
0.396%	0.00%	-2.85126E-06
0.591%	0.04%	-0.001473189
0.017%	0.00%	-9.18265E-05
0.770%	0.00%	-0.000328791
0.443%	0.06%	0.001659883
0.047%	0.00%	6.62844E-06
0.000%	0.00%	-3.26797E-08
0.079%	0.01%	-0.000238502
0.028%	0.02%	0.000213958
0.044%	0.04%	-0.000427066
0.003%	0.00%	3.00489E-05
0.077%	0.01%	-0.000260914
0.018%	0.00%	-4.07324E-06
0.288%	0.00%	-1.64662E-05
0.322%	0.02%	-0.000831924
0.081%	0.00%	-6.76589E-05
0.040%	0.02%	-0.000246268
0.043%	0.00%	-2.98934E-05
0.000%	0.03%	2.86585E-05
0.665%	0.00%	-2.504E-05
0.003%	0.00%	-1.70676E-06
0.120%	0.02%	-0.000542666
0.001%	0.00%	7.51195E-06
0.015%	0.09%	-0.000365962
1.699%	0.02%	0.001649142
3.266%	0.01%	0.002068012
0.181%	0.00%	1.30644E-05
0.715%	0.00%	2.59593E-05

<b>0.185%</b>	0.01%	0.000456629
<b>0.833%</b>	0.02%	-0.001375327
<b>0.045%</b>	0.01%	-0.000207513
<b>0.418%</b>	0.01%	-0.000480903
<b>0.003%</b>	0.00%	2.39723E-05
<b>0.297%</b>	0.00%	-1.67408E-05
<b>0.657%</b>	0.00%	-2.48884E-05
<b>0.032%</b>	0.00%	4.91986E-05
<b>0.010%</b>	0.00%	-4.80397E-05
<b>0.705%</b>	0.01%	-0.000889711
<b>0.463%</b>	0.00%	-0.000294725
<b>0.323%</b>	0.00%	-8.95621E-05
<b>1.391%</b>	0.00%	3.62138E-05
<b>0.041%</b>	0.00%	-6.20357E-06
<b>0.160%</b>	0.00%	-6.96612E-05
<b>0.010%</b>	0.05%	-0.000230449
<b>1.215%</b>	0.00%	-0.00064212
<b>0.052%</b>	0.00%	-6.92088E-05
<b>0.528%</b>	0.01%	-0.000678623
<b>0.005%</b>	0.00%	2.18212E-06
<b>2.008%</b>	0.00%	4.35158E-05

<b>72.68%</b>	<b>6.30%</b>	<b>-2.09%</b>
---------------	--------------	---------------

PETROLEO WTI



DIAS

364

1

2

3

4

FECHA	TASA LIBRE DE RIESGO (TES USA)	RENDIMIENTO DEL PRETROLEO BRENT	RENDIMIENTO DEL BITCOIN	RENDIMIENTO BITCOIN - RENDIMIENTO PROMEDIO	RENDIMIENTO DEL PETROLEO WTI - RENDIMIENTO PROMEDIO DEL PETROLEO BRENT
1/2/2017	0.00%	0.000%	3.14%	2.44%	-0.05%
1/3/2017	0.08%	0.000%	2.03%	1.32%	-0.05%
1/4/2017	-0.29%	1.769%	2.25%	1.55%	1.72%
1/5/2017	-3.88%	0.759%	2.59%	1.88%	0.71%
1/6/2017	3.06%	0.368%	-7.47%	-8.18%	0.32%
1/7/2017	0.00%	0.000%	-9.90%	-10.61%	-0.05%
1/8/2017	0.00%	0.000%	0.06%	-0.65%	-0.05%
1/9/2017	-2.21%	-3.856%	0.71%	0.01%	-3.91%
1/10/2017	0.38%	-2.395%	-0.94%	-1.64%	-2.45%
1/11/2017	-0.29%	2.685%	0.88%	0.18%	2.63%
1/12/2017	-0.38%	1.638%	-12.67%	-13.37%	1.59%
1/13/2017	1.55%	-1.005%	0.43%	-0.27%	-1.06%
1/14/2017	0.00%	0.000%	2.49%	1.78%	-0.05%
1/15/2017	0.00%	0.000%	0.16%	-0.55%	-0.05%
1/16/2017	-0.84%	0.737%	-0.44%	-1.14%	0.69%
1/17/2017	-2.25%	-0.701%	1.32%	0.62%	-0.75%
1/18/2017	4.33%	-2.834%	7.71%	7.01%	-2.89%
1/19/2017	1.72%	0.444%	-1.65%	-2.35%	0.39%
1/20/2017	-0.12%	2.426%	1.89%	1.19%	2.37%
1/21/2017	0.00%	0.000%	-0.41%	-1.11%	-0.05%
1/22/2017	-1.14%	0.000%	2.91%	2.21%	-0.05%
1/23/2017	-1.57%	-0.470%	0.18%	-0.53%	-0.52%
1/24/2017	2.63%	0.380%	-0.96%	-1.67%	0.33%
1/25/2017	2.01%	-0.651%	-2.05%	-2.75%	-0.70%
1/26/2017	-0.12%	2.084%	-0.14%	-0.84%	2.03%
1/27/2017	-1.04%	-1.288%	1.96%	1.25%	-1.34%
1/28/2017	0.00%	0.000%	0.58%	-0.13%	-0.05%
1/29/2017	-0.28%	0.000%	0.20%	-0.51%	-0.05%
1/30/2017	0.44%	-0.524%	-0.61%	-1.32%	-0.58%
1/31/2017	-0.97%	0.847%	0.65%	-0.05%	0.80%
2/1/2017	0.45%	1.956%	3.97%	3.27%	1.90%
2/2/2017	-0.12%	-0.423%	2.32%	1.61%	-0.47%
2/3/2017	-0.28%	0.441%	2.85%	2.14%	0.39%
2/4/2017	0.00%	0.000%	0.80%	0.10%	-0.05%
2/5/2017	0.20%	0.000%	1.36%	0.65%	-0.05%
2/6/2017	-2.25%	-1.937%	-1.51%	-2.22%	-1.99%
2/7/2017	-0.83%	-1.210%	1.30%	0.60%	-1.26%
2/8/2017	-2.41%	0.127%	2.35%	1.64%	0.08%
2/9/2017	2.41%	0.921%	0.11%	-0.59%	0.87%
2/10/2017	0.50%	1.905%	-7.28%	-7.99%	1.85%
2/11/2017	0.00%	0.000%	0.93%	0.22%	-0.05%
2/12/2017	0.66%	0.000%	1.77%	1.06%	-0.05%
2/13/2017	0.45%	-1.977%	-0.65%	-1.35%	-2.03%
2/14/2017	1.47%	0.681%	-0.31%	-1.01%	0.63%
2/15/2017	1.01%	-0.394%	1.07%	0.36%	-0.45%
2/16/2017	-2.02%	-0.180%	-0.15%	-0.85%	-0.23%
2/17/2017	-1.11%	0.287%	2.91%	2.21%	0.24%

2/18/2017	0.00%	0.000%	1.76%	<b>1.06%</b>	-0.05%
2/19/2017	0.00%	0.000%	0.35%	<b>-0.36%</b>	-0.05%
2/20/2017	0.66%	0.661%	-0.69%	<b>-1.39%</b>	0.61%
2/21/2017	-0.21%	0.851%	2.41%	<b>1.70%</b>	0.80%
2/22/2017	-0.66%	-1.458%	3.98%	<b>3.28%</b>	-1.51%
2/23/2017	-1.63%	1.317%	0.42%	<b>-0.28%</b>	1.27%
2/24/2017	-2.60%	-1.048%	3.70%	<b>2.99%</b>	-1.10%
2/25/2017	0.00%	0.000%	1.16%	<b>0.45%</b>	-0.05%
2/26/2017	0.30%	0.000%	-2.12%	<b>-2.83%</b>	-0.05%
2/27/2017	1.92%	-0.107%	1.41%	<b>0.70%</b>	-0.16%
2/28/2017	1.26%	-0.610%	1.52%	<b>0.81%</b>	-0.66%
3/1/2017	2.51%	1.376%	0.09%	<b>-0.62%</b>	1.32%
3/2/2017	0.97%	-2.297%	2.48%	<b>1.78%</b>	-2.35%
3/3/2017	0.00%	1.478%	2.72%	<b>2.01%</b>	1.43%
3/4/2017	0.00%	0.000%	2.27%	<b>1.57%</b>	-0.05%
3/5/2017	-0.24%	0.000%	-1.32%	<b>-2.03%</b>	-0.05%
3/6/2017	0.72%	0.197%	0.27%	<b>-0.43%</b>	0.15%
3/7/2017	0.96%	-0.161%	0.58%	<b>-0.12%</b>	-0.21%
3/8/2017	1.65%	-5.156%	-2.85%	<b>-3.55%</b>	-5.21%
3/9/2017	1.90%	-1.747%	-6.56%	<b>-7.26%</b>	-1.80%
3/10/2017	-1.31%	-1.584%	2.28%	<b>1.58%</b>	-1.64%
3/11/2017	0.00%	0.000%	-1.76%	<b>-2.47%</b>	-0.05%
3/12/2017	0.27%	0.000%	0.49%	<b>-0.22%</b>	-0.05%
3/13/2017	1.69%	-0.039%	3.73%	<b>3.02%</b>	-0.09%
3/14/2017	-0.92%	-0.841%	1.38%	<b>0.67%</b>	-0.89%
3/15/2017	-4.00%	1.733%	0.60%	<b>-0.10%</b>	1.68%
3/16/2017	1.47%	-0.135%	0.84%	<b>0.13%</b>	-0.19%
3/17/2017	-1.43%	0.039%	-5.34%	<b>-6.04%</b>	-0.01%
3/18/2017	-0.04%	0.000%	-7.93%	<b>-8.64%</b>	-0.05%
3/19/2017	0.00%	0.000%	-10.07%	<b>-10.77%</b>	-0.05%
3/20/2017	-1.49%	-0.271%	2.96%	<b>2.25%</b>	-0.32%
3/21/2017	-1.93%	-1.287%	1.75%	<b>1.04%</b>	-1.34%
3/22/2017	-0.54%	-0.630%	6.16%	<b>5.46%</b>	-0.68%
3/23/2017	0.62%	-0.158%	-6.32%	<b>-7.02%</b>	-0.21%
3/24/2017	0.00%	0.474%	-0.34%	<b>-1.05%</b>	0.42%
3/25/2017	0.00%	0.000%	-7.81%	<b>-8.51%</b>	-0.05%
3/26/2017	-1.42%	0.000%	-0.52%	<b>-1.23%</b>	-0.05%
3/27/2017	-0.25%	-0.098%	1.71%	<b>1.01%</b>	-0.15%
3/28/2017	1.75%	1.136%	5.74%	<b>5.03%</b>	1.09%
3/29/2017	-1.67%	2.101%	1.35%	<b>0.65%</b>	2.05%
3/30/2017	1.71%	1.025%	-0.26%	<b>-0.96%</b>	0.97%
3/31/2017	-1.33%	-0.246%	-0.13%	<b>-0.84%</b>	-0.30%
4/1/2017	0.00%	0.000%	3.34%	<b>2.64%</b>	-0.05%
4/2/2017	0.25%	0.000%	1.32%	<b>0.61%</b>	-0.05%
4/3/2017	-3.05%	0.547%	0.99%	<b>0.29%</b>	0.50%
4/4/2017	1.75%	1.957%	4.18%	<b>3.47%</b>	1.91%
4/5/2017	-1.06%	0.350%	-0.17%	<b>-0.87%</b>	0.30%
4/6/2017	0.09%	0.970%	-0.81%	<b>-1.52%</b>	0.92%
4/7/2017	1.74%	0.636%	4.33%	<b>3.63%</b>	0.58%
4/8/2017	0.00%	0.000%	0.81%	<b>0.11%</b>	-0.05%
4/9/2017	0.00%	0.000%	-0.65%	<b>-1.36%</b>	-0.05%
4/10/2017	-0.67%	1.331%	1.77%	<b>1.06%</b>	1.28%
4/11/2017	-2.92%	0.446%	0.45%	<b>-0.26%</b>	0.39%
4/12/2017	-2.38%	-0.660%	0.85%	<b>0.15%</b>	-0.71%
4/13/2017	-0.54%	0.054%	-0.27%	<b>-0.97%</b>	0.00%
4/14/2017	0.00%	0.000%	-3.16%	<b>-3.86%</b>	-0.05%
4/15/2017	0.00%	0.000%	0.34%	<b>-0.37%</b>	-0.05%
4/16/2017	-1.54%	0.000%	0.07%	<b>-0.64%</b>	-0.05%
4/17/2017	2.25%	-0.953%	0.41%	<b>-0.30%</b>	-1.00%

4/18/2017	-3.44%	-0.853%	1.08%	<b>0.38%</b>	-0.90%
4/19/2017	2.01%	-3.636%	1.85%	<b>1.15%</b>	-3.69%
4/20/2017	0.90%	0.113%	-0.34%	<b>-1.05%</b>	0.06%
4/21/2017	0.45%	-1.963%	2.11%	<b>1.41%</b>	-2.01%
4/22/2017	0.00%	0.000%	0.56%	<b>-0.15%</b>	-0.05%
4/23/2017	0.00%	0.000%	0.25%	<b>-0.46%</b>	-0.05%
4/24/2017	1.19%	-0.695%	0.01%	<b>-0.69%</b>	-0.75%
4/25/2017	2.65%	0.964%	0.05%	<b>-0.65%</b>	0.91%
4/26/2017	-1.29%	-0.539%	1.44%	<b>0.73%</b>	-0.59%
4/27/2017	-0.17%	-0.736%	1.92%	<b>1.22%</b>	-0.79%
4/28/2017	-0.48%	0.562%	2.42%	<b>1.72%</b>	0.51%
4/29/2017	0.00%	0.000%	-0.05%	<b>-0.76%</b>	-0.05%
4/30/2017	-0.39%	0.000%	0.99%	<b>0.29%</b>	-0.05%
5/1/2017	1.83%	-0.407%	0.67%	<b>-0.04%</b>	-0.46%
5/2/2017	-1.52%	-2.079%	4.72%	<b>4.01%</b>	-2.13%
5/3/2017	1.52%	0.652%	2.70%	<b>2.00%</b>	0.60%
5/4/2017	1.28%	-4.861%	2.97%	<b>2.27%</b>	-4.91%
5/5/2017	-0.09%	1.477%	2.73%	<b>2.02%</b>	1.43%
5/6/2017	0.00%	0.000%	-1.20%	<b>-1.91%</b>	-0.05%
5/7/2017	0.42%	0.000%	2.07%	<b>1.37%</b>	-0.05%
5/8/2017	1.22%	0.488%	0.25%	<b>-0.46%</b>	0.44%
5/9/2017	0.38%	-1.244%	5.07%	<b>4.37%</b>	-1.30%
5/10/2017	0.50%	3.012%	5.00%	<b>4.29%</b>	2.96%
5/11/2017	-0.71%	1.089%	2.05%	<b>1.35%</b>	1.04%
5/12/2017	-2.84%	0.138%	3.17%	<b>2.46%</b>	0.09%
5/13/2017	0.00%	0.000%	-7.25%	<b>-7.96%</b>	-0.05%
5/14/2017	-0.09%	0.000%	3.93%	<b>3.23%</b>	-0.05%
5/15/2017	0.81%	1.909%	0.98%	<b>0.27%</b>	1.86%
5/16/2017	-0.73%	-0.329%	-3.52%	<b>-4.22%</b>	-0.38%
5/17/2017	-4.53%	1.078%	1.39%	<b>0.69%</b>	1.03%
5/18/2017	0.22%	0.573%	4.14%	<b>3.43%</b>	0.52%
5/19/2017	0.31%	2.073%	4.01%	<b>3.30%</b>	2.02%
5/20/2017	0.00%	0.000%	3.60%	<b>2.89%</b>	-0.05%
5/21/2017	0.54%	0.000%	4.13%	<b>3.42%</b>	-0.05%
5/22/2017	0.22%	0.484%	0.06%	<b>-0.65%</b>	0.43%
5/23/2017	1.32%	0.518%	4.99%	<b>4.28%</b>	0.47%
5/24/2017	-1.32%	-0.351%	5.63%	<b>4.92%</b>	-0.40%
5/25/2017	0.13%	-4.744%	7.54%	<b>6.83%</b>	-4.80%
5/26/2017	-0.22%	1.332%	-3.09%	<b>-3.79%</b>	1.28%
5/27/2017	0.00%	0.000%	-7.96%	<b>-8.67%</b>	-0.05%
5/28/2017	0.00%	0.000%	-6.16%	<b>-6.86%</b>	-0.05%
5/29/2017	-0.31%	0.268%	4.75%	<b>4.05%</b>	0.22%
5/30/2017	-1.57%	-0.864%	4.97%	<b>4.27%</b>	-0.92%
5/31/2017	-0.09%	-2.996%	-3.15%	<b>-3.86%</b>	-3.05%
6/1/2017	0.32%	0.634%	4.82%	<b>4.11%</b>	0.58%
6/2/2017	-2.47%	-1.352%	4.33%	<b>3.63%</b>	-1.40%
6/3/2017	0.00%	0.000%	2.69%	<b>1.98%</b>	-0.05%
6/4/2017	0.00%	0.000%	2.38%	<b>1.67%</b>	-0.05%
6/5/2017	1.11%	-0.966%	-0.15%	<b>-0.85%</b>	-1.02%
6/6/2017	-1.76%	1.305%	5.94%	<b>5.24%</b>	1.25%
6/7/2017	1.43%	-4.197%	6.74%	<b>6.03%</b>	-4.25%
6/8/2017	0.73%	-0.417%	-5.77%	<b>-6.48%</b>	-0.47%
6/9/2017	0.46%	0.604%	3.00%	<b>2.30%</b>	0.55%
6/10/2017	0.00%	0.000%	0.97%	<b>0.26%</b>	-0.05%
6/11/2017	0.41%	0.000%	2.62%	<b>1.91%</b>	-0.05%
6/12/2017	0.18%	0.290%	2.65%	<b>1.94%</b>	0.24%
6/13/2017	-0.18%	0.887%	-13.51%	<b>-14.22%</b>	0.84%
6/14/2017	-3.87%	-3.594%	4.56%	<b>3.85%</b>	-3.65%
6/15/2017	1.72%	-0.170%	-8.98%	<b>-9.68%</b>	-0.22%

6/16/2017	-0.51%	0.955%	-3.96%	<b>-4.67%</b>	0.90%
6/17/2017	0.00%	0.000%	4.36%	<b>3.66%</b>	-0.05%
6/18/2017	0.19%	0.000%	5.67%	<b>4.97%</b>	-0.05%
6/19/2017	1.56%	-0.976%	-4.12%	<b>-4.83%</b>	-1.03%
6/20/2017	-1.61%	-1.915%	2.75%	<b>2.04%</b>	-1.97%
6/21/2017	0.42%	-2.642%	5.36%	<b>4.65%</b>	-2.69%
6/22/2017	-0.79%	0.888%	-2.93%	<b>-3.63%</b>	0.84%
6/23/2017	-0.19%	0.705%	1.63%	<b>0.92%</b>	0.65%
6/24/2017	0.00%	0.000%	0.14%	<b>-0.56%</b>	-0.05%
6/25/2017	0.09%	0.000%	-5.45%	<b>-6.16%</b>	-0.05%
6/26/2017	-0.51%	0.635%	-1.58%	<b>-2.28%</b>	0.58%
6/27/2017	3.14%	1.773%	-4.88%	<b>-5.59%</b>	1.72%
6/28/2017	1.04%	1.405%	4.22%	<b>3.51%</b>	1.35%
6/29/2017	1.83%	0.232%	1.44%	<b>0.73%</b>	0.18%
6/30/2017	1.62%	1.049%	-0.26%	<b>-0.97%</b>	1.00%
7/1/2017	0.00%	0.000%	-2.50%	<b>-3.21%</b>	-0.05%
7/2/2017	0.52%	0.000%	-2.63%	<b>-3.33%</b>	-0.05%
7/3/2017	1.37%	3.607%	3.22%	<b>2.52%</b>	3.56%
7/4/2017	-0.60%	-0.141%	2.22%	<b>1.52%</b>	-0.19%
7/5/2017	-0.30%	-3.738%	1.47%	<b>0.76%</b>	-3.79%
7/6/2017	1.75%	0.667%	0.90%	<b>0.19%</b>	0.62%
7/7/2017	0.76%	-2.953%	-0.71%	<b>-1.41%</b>	-3.00%
7/8/2017	0.00%	0.000%	-3.70%	<b>-4.41%</b>	-0.05%
7/9/2017	0.00%	0.000%	2.09%	<b>1.39%</b>	-0.05%
7/10/2017	-0.55%	0.363%	-1.42%	<b>-2.12%</b>	0.31%
7/11/2017	-0.51%	1.356%	-6.73%	<b>-7.44%</b>	1.30%
7/12/2017	-1.75%	0.462%	-2.06%	<b>-2.77%</b>	0.41%
7/13/2017	1.20%	1.414%	3.38%	<b>2.68%</b>	1.36%
7/14/2017	-0.68%	1.007%	-2.20%	<b>-2.91%</b>	0.96%
7/15/2017	0.00%	0.000%	-5.63%	<b>-6.33%</b>	-0.05%
7/16/2017	0.00%	0.000%	-8.94%	<b>-9.65%</b>	-0.05%
7/17/2017	-0.77%	-1.007%	-5.49%	<b>-6.19%</b>	-1.06%
7/18/2017	-2.32%	0.864%	13.48%	<b>12.77%</b>	0.81%
7/19/2017	0.44%	1.746%	6.11%	<b>5.41%</b>	1.69%
7/20/2017	-0.62%	-0.808%	-2.53%	<b>-3.24%</b>	-0.86%
7/21/2017	-0.89%	-2.547%	19.62%	<b>18.91%</b>	-2.60%
7/22/2017	0.00%	0.000%	-3.73%	<b>-4.44%</b>	-0.05%
7/23/2017	-0.22%	0.000%	6.12%	<b>5.41%</b>	-0.05%
7/24/2017	1.11%	1.117%	-2.38%	<b>-3.09%</b>	1.07%
7/25/2017	3.27%	3.239%	-0.06%	<b>-0.77%</b>	3.19%
7/26/2017	-1.73%	1.522%	-8.25%	<b>-8.96%</b>	1.47%
7/27/2017	1.17%	1.015%	-0.96%	<b>-1.66%</b>	0.96%
7/28/2017	-1.21%	1.981%	6.67%	<b>5.96%</b>	1.93%
7/29/2017	0.00%	0.000%	3.64%	<b>2.94%</b>	-0.05%
7/30/2017	-0.39%	0.000%	-2.31%	<b>-3.01%</b>	-0.05%
7/31/2017	0.61%	0.247%	0.80%	<b>0.09%</b>	0.20%
8/1/2017	-1.89%	-1.666%	3.40%	<b>2.69%</b>	-1.72%
8/2/2017	0.80%	1.114%	-3.57%	<b>-4.28%</b>	1.06%
8/3/2017	-2.32%	-0.671%	-1.12%	<b>-1.83%</b>	-0.72%
8/4/2017	2.01%	0.785%	3.23%	<b>2.52%</b>	0.73%
8/5/2017	0.00%	0.000%	2.30%	<b>1.60%</b>	-0.05%
8/6/2017	0.40%	0.000%	13.54%	<b>12.83%</b>	-0.05%
8/7/2017	-0.71%	-0.095%	-0.93%	<b>-1.64%</b>	-0.15%
8/8/2017	0.22%	-0.440%	4.42%	<b>3.72%</b>	-0.49%
8/9/2017	-0.58%	1.068%	0.71%	<b>0.00%</b>	1.02%
8/10/2017	-2.16%	-1.530%	-1.92%	<b>-2.62%</b>	-1.58%
8/11/2017	-0.46%	0.385%	2.15%	<b>1.45%</b>	0.33%
8/12/2017	0.00%	0.000%	5.87%	<b>5.17%</b>	-0.05%
8/13/2017	0.36%	0.000%	6.87%	<b>6.16%</b>	-0.05%

8/14/2017	1.13%	-2.665%	4.55%	<b>3.85%</b>	-2.72%
8/15/2017	2.18%	0.138%	5.23%	<b>4.52%</b>	0.09%
8/16/2017	-2.13%	-1.049%	-3.59%	<b>-4.30%</b>	-1.10%
8/17/2017	-1.81%	1.501%	5.51%	<b>4.80%</b>	1.45%
8/18/2017	0.55%	3.258%	-2.12%	<b>-2.82%</b>	3.21%
8/19/2017	0.00%	0.000%	-4.29%	<b>-4.99%</b>	-0.05%
8/20/2017	0.59%	0.000%	1.01%	<b>0.30%</b>	-0.05%
8/21/2017	-1.23%	-2.031%	-1.07%	<b>-1.78%</b>	-2.08%
8/22/2017	1.55%	0.406%	-2.09%	<b>-2.79%</b>	0.35%
8/23/2017	-2.19%	1.341%	2.21%	<b>1.50%</b>	1.29%
8/24/2017	1.24%	-1.013%	1.37%	<b>0.67%</b>	-1.06%
8/25/2017	-1.24%	0.708%	3.48%	<b>2.77%</b>	0.66%
8/26/2017	0.00%	0.000%	1.48%	<b>0.78%</b>	-0.05%
8/27/2017	0.28%	0.000%	-0.46%	<b>-1.16%</b>	-0.05%
8/28/2017	-0.74%	-0.997%	0.08%	<b>-0.63%</b>	-1.05%
8/29/2017	-1.40%	0.212%	0.77%	<b>0.07%</b>	0.16%
8/30/2017	0.33%	-2.217%	4.69%	<b>3.98%</b>	-2.27%
8/31/2017	-0.75%	2.945%	-0.24%	<b>-0.94%</b>	2.89%
9/1/2017	2.15%	0.704%	3.27%	<b>2.57%</b>	0.65%
9/2/2017	0.00%	0.000%	3.48%	<b>2.78%</b>	-0.05%
9/3/2017	0.00%	0.000%	-6.76%	<b>-7.46%</b>	-0.05%
9/4/2017	0.00%	-0.780%	0.05%	<b>-0.65%</b>	-0.83%
9/5/2017	-4.87%	1.968%	-7.69%	<b>-8.40%</b>	1.92%
9/6/2017	2.06%	1.524%	3.70%	<b>3.00%</b>	1.47%
9/7/2017	-3.09%	0.534%	4.09%	<b>3.38%</b>	0.48%
9/8/2017	0.59%	-1.312%	0.53%	<b>-0.18%</b>	-1.36%
9/9/2017	0.00%	0.000%	-7.17%	<b>-7.88%</b>	-0.05%
9/10/2017	1.69%	0.000%	-0.45%	<b>-1.16%</b>	-0.05%
9/11/2017	2.13%	0.112%	-1.15%	<b>-1.86%</b>	0.06%
9/12/2017	1.53%	0.795%	-0.79%	<b>-1.50%</b>	0.74%
9/13/2017	1.19%	1.627%	-1.33%	<b>-2.04%</b>	1.58%
9/14/2017	-0.27%	0.560%	-7.74%	<b>-8.44%</b>	0.51%
9/15/2017	0.68%	0.270%	-15.10%	<b>-15.80%</b>	0.22%
9/16/2017	0.00%	0.000%	11.17%	<b>10.46%</b>	-0.05%
9/17/2017	0.00%	0.000%	0.01%	<b>-0.69%</b>	-0.05%
9/18/2017	1.44%	-0.252%	0.36%	<b>-0.35%</b>	-0.30%
9/19/2017	0.54%	-0.615%	9.26%	<b>8.55%</b>	-0.67%
9/20/2017	1.19%	2.064%	-3.88%	<b>-4.59%</b>	2.01%
9/21/2017	0.22%	0.248%	-0.20%	<b>-0.90%</b>	0.20%
9/22/2017	-1.10%	0.759%	-7.45%	<b>-8.15%</b>	0.71%
9/23/2017	0.00%	0.000%	-0.56%	<b>-1.27%</b>	-0.05%
9/24/2017	0.40%	0.000%	4.69%	<b>3.98%</b>	-0.05%
9/25/2017	-1.78%	3.728%	-2.88%	<b>-3.58%</b>	3.68%
9/26/2017	0.63%	-0.988%	6.84%	<b>6.13%</b>	-1.04%
9/27/2017	3.26%	-0.928%	-0.80%	<b>-1.51%</b>	-0.98%
9/28/2017	-0.09%	-0.850%	7.44%	<b>6.74%</b>	-0.90%
9/29/2017	1.33%	0.226%	-0.37%	<b>-1.07%</b>	0.17%
9/30/2017	0.00%	0.000%	-0.33%	<b>-1.04%</b>	-0.05%
10/1/2017	0.13%	0.000%	4.31%	<b>3.61%</b>	-0.05%
10/2/2017	-0.04%	-2.499%	0.55%	<b>-0.15%</b>	-2.55%
10/3/2017	-0.69%	-0.214%	0.50%	<b>-0.21%</b>	-0.27%
10/4/2017	-0.09%	-0.358%	-2.01%	<b>-2.72%</b>	-0.41%
10/5/2017	1.07%	2.128%	-2.16%	<b>-2.86%</b>	2.08%
10/6/2017	0.55%	-2.451%	2.51%	<b>1.81%</b>	-2.50%
10/7/2017	0.00%	0.000%	0.85%	<b>0.14%</b>	-0.05%
10/8/2017	0.00%	0.000%	1.22%	<b>0.51%</b>	-0.05%
10/9/2017	0.00%	0.305%	4.00%	<b>3.30%</b>	0.25%
10/10/2017	-0.25%	1.459%	3.89%	<b>3.18%</b>	1.41%
10/11/2017	-0.08%	0.581%	0.43%	<b>-0.28%</b>	0.53%

10/12/2017	-1.37%	-1.219%	2.31%	<b>1.60%</b>	-1.27%
10/13/2017	-2.00%	1.622%	10.67%	<b>9.97%</b>	1.57%
10/14/2017	0.00%	0.000%	3.03%	<b>2.32%</b>	-0.05%
10/15/2017	0.61%	0.000%	2.43%	<b>1.73%</b>	-0.05%
10/16/2017	0.70%	1.131%	-2.07%	<b>-2.78%</b>	1.08%
10/17/2017	-0.13%	0.104%	1.69%	<b>0.98%</b>	0.05%
10/18/2017	1.85%	0.465%	-2.63%	<b>-3.33%</b>	0.41%
10/19/2017	-1.16%	-1.595%	-1.78%	<b>-2.49%</b>	-1.65%
10/20/2017	2.77%	0.905%	3.36%	<b>2.66%</b>	0.85%
10/21/2017	0.00%	0.000%	5.25%	<b>4.54%</b>	-0.05%
10/22/2017	0.46%	0.000%	0.51%	<b>-0.20%</b>	-0.05%
10/23/2017	-1.01%	-0.660%	-1.38%	<b>-2.09%</b>	-0.71%
10/24/2017	2.13%	1.660%	-0.98%	<b>-1.68%</b>	1.61%
10/25/2017	0.58%	0.188%	-5.27%	<b>-5.98%</b>	0.14%
10/26/2017	1.14%	1.461%	2.07%	<b>1.36%</b>	1.41%
10/27/2017	-1.93%	1.904%	3.30%	<b>2.59%</b>	1.85%
10/28/2017	0.00%	0.000%	-2.07%	<b>-2.77%</b>	-0.05%
10/29/2017	-0.46%	0.000%	-0.51%	<b>-1.21%</b>	-0.05%
10/30/2017	-1.47%	0.758%	6.34%	<b>5.63%</b>	0.71%
10/31/2017	0.29%	0.769%	0.16%	<b>-0.55%</b>	0.72%
11/1/2017	-0.21%	-1.444%	4.54%	<b>3.83%</b>	-1.50%
11/2/2017	-0.97%	0.215%	4.65%	<b>3.94%</b>	0.16%
11/3/2017	-0.68%	2.364%	3.93%	<b>3.23%</b>	2.31%
11/4/2017	0.00%	0.000%	3.15%	<b>2.44%</b>	-0.05%
11/5/2017	0.43%	0.000%	2.44%	<b>1.74%</b>	-0.05%
11/6/2017	-1.07%	3.483%	0.60%	<b>-0.10%</b>	3.43%
11/7/2017	-0.09%	-0.907%	-5.77%	<b>-6.48%</b>	-0.96%
11/8/2017	0.77%	-0.315%	1.03%	<b>0.32%</b>	-0.37%
11/9/2017	0.26%	0.691%	3.95%	<b>3.24%</b>	0.64%
11/10/2017	2.62%	-0.643%	-2.76%	<b>-3.46%</b>	-0.69%
11/11/2017	0.00%	0.000%	-9.04%	<b>-9.74%</b>	-0.05%
11/12/2017	-0.17%	0.000%	-3.90%	<b>-4.60%</b>	-0.05%
11/13/2017	0.37%	-0.568%	-5.58%	<b>-6.29%</b>	-0.62%
11/14/2017	-1.34%	-1.516%	8.39%	<b>7.69%</b>	-1.57%
11/15/2017	-2.08%	-0.548%	2.02%	<b>1.32%</b>	-0.60%
11/16/2017	2.08%	-0.828%	9.48%	<b>8.77%</b>	-0.88%
11/17/2017	-1.27%	2.192%	7.36%	<b>6.65%</b>	2.14%
11/18/2017	0.00%	0.000%	-1.45%	<b>-2.16%</b>	-0.05%
11/19/2017	-0.30%	0.000%	0.72%	<b>0.01%</b>	-0.05%
11/20/2017	1.27%	-0.800%	3.52%	<b>2.81%</b>	-0.85%
11/21/2017	-0.42%	0.561%	2.38%	<b>1.67%</b>	0.51%
11/22/2017	-1.58%	1.192%	-1.39%	<b>-2.09%</b>	1.14%
11/23/2017	0.22%	0.363%	1.22%	<b>0.51%</b>	0.31%
11/24/2017	0.60%	0.487%	-2.07%	<b>-2.77%</b>	0.44%
11/25/2017	0.00%	0.000%	2.03%	<b>1.33%</b>	-0.05%
11/26/2017	0.09%	0.000%	6.07%	<b>5.36%</b>	-0.05%
11/27/2017	-0.47%	-0.031%	6.38%	<b>5.68%</b>	-0.08%
11/28/2017	-0.21%	-0.361%	3.56%	<b>2.85%</b>	-0.41%
11/29/2017	2.63%	-0.789%	2.71%	<b>2.01%</b>	-0.84%
11/30/2017	1.12%	0.726%	-1.38%	<b>-2.08%</b>	0.67%
12/1/2017	-2.18%	0.251%	0.88%	<b>0.18%</b>	0.20%
12/2/2017	0.00%	0.000%	8.86%	<b>8.15%</b>	-0.05%
12/3/2017	2.42%	0.000%	1.26%	<b>0.56%</b>	-0.05%
12/4/2017	-2.04%	-2.029%	4.17%	<b>3.46%</b>	-2.08%
12/5/2017	-0.80%	0.654%	1.03%	<b>0.33%</b>	0.60%
12/6/2017	-0.55%	-2.644%	1.94%	<b>1.24%</b>	-2.69%
12/7/2017	0.94%	1.588%	13.74%	<b>13.03%</b>	1.54%
12/8/2017	0.68%	1.911%	18.78%	<b>18.07%</b>	1.86%
12/9/2017	0.00%	0.000%	-3.55%	<b>-4.25%</b>	-0.05%

12/10/2017	0.29%	0.000%	-7.75%	<b>-8.45%</b>	-0.05%
12/11/2017	0.21%	2.014%	5.01%	<b>4.30%</b>	1.96%
12/12/2017	0.54%	-2.109%	9.83%	<b>9.12%</b>	-2.16%
12/13/2017	-2.32%	-1.431%	2.82%	<b>2.12%</b>	-1.48%
12/14/2017	0.04%	1.384%	-5.76%	<b>-6.47%</b>	1.33%
12/15/2017	0.09%	-0.126%	1.27%	<b>0.57%</b>	-0.18%
12/16/2017	0.00%	0.000%	6.16%	<b>5.45%</b>	-0.05%
12/17/2017	0.76%	0.000%	8.81%	<b>8.10%</b>	-0.05%
12/18/2017	1.05%	0.284%	-1.08%	<b>-1.79%</b>	0.23%
12/19/2017	2.68%	0.613%	-0.27%	<b>-0.97%</b>	0.56%
12/20/2017	1.53%	1.184%	-7.69%	<b>-8.40%</b>	1.13%
12/21/2017	-0.52%	0.525%	-6.10%	<b>-6.81%</b>	0.47%
12/22/2017	0.04%	0.538%	-4.98%	<b>-5.68%</b>	0.49%
12/23/2017	0.00%	0.000%	-11.09%	<b>-11.79%</b>	-0.05%
12/24/2017	0.00%	0.000%	2.73%	<b>2.02%</b>	-0.05%
12/25/2017	0.28%	0.000%	-3.29%	<b>-4.00%</b>	-0.05%
12/26/2017	-0.72%	2.677%	-0.30%	<b>-1.00%</b>	2.63%
12/27/2017	-2.50%	-0.869%	11.73%	<b>11.02%</b>	-0.92%
12/28/2017	0.87%	0.421%	-1.57%	<b>-2.28%</b>	0.37%
12/29/2017	-1.20%	0.225%	-6.56%	<b>-7.27%</b>	0.17%
12/30/2017	0.00%	0.000%	-0.01%	<b>-0.71%</b>	-0.05%
12/31/2017	0.00%	0.000%	-13.46%	<b>-14.17%</b>	-0.05%

	TASA LIBRE DE RIESGO (TES USA)	RENDIMIENTO DEL PETROLEO BRENT	RENDIMIENTO DEL BITCOIN
PROMEDIO	<b>-0.00464%</b>	<b>0.05%</b>	<b>0.71%</b>
SUMATORIA		<b>18.69%</b>	<b>256.81%</b>

<b>Bitcoin VS P. Brent</b>	
VOLATILIDAD (VARIANZA DEL BITCOIN)	<b>0.20%</b>
VOLATILIDAD(VARIANZA DEL PETROLEO BRENT)	0.02%
RIESGO (DESVIACION DEL BITCOIN)	<b>4.468%</b>
RIESGO(DESVIACION DEL PETROLEO BRENT)	1.266%
COVARIANZA DEL BITCOIN	<b>0.1997%</b>
CORRELACION DEL BITCOIN CON EL PETROLEO BRENT	<b>352.9212%</b>
BETA(RIESGO DEL BITCOIN VS PETROLEO BRENT: Riesgo sistemático)	<b>1245.5334%</b>
PRIMA DE RIESGO DEL BITCOIN	8.8454%
PRIMA DE RIESGO DEL PETROLEO BRENT	<b>0.7102%</b>
RETORNO ESPERADO SEGÚN CAPM	8.8407%

3^2

4^2

3\*4

CUADRADO DEL RENDIMIENTO BITCOIN - RENDIMIENTO PROMEDIO DEL BITCOIN	CUADRADO DEL RENDIMIENTO PRETROLEO BRENT - RENDIMIENTO PROMEDIO PRETROLEO BRENT	(CUADRADO DEL RENDIMIENTO BITCOIN - RENDIMIENTO PROMEDIO DEL BITCOIN)*(CUADRADO DEL RENDIMIENTO PRETROLEO BRENT - RENDIMIENTO PROMEDIO PRETROLEO BRENT)
0.059%	0.00%	-1.25034E-05
0.018%	0.00%	-6.79288E-06
0.024%	0.03%	0.000265523
0.035%	0.01%	0.000133211
0.669%	0.00%	-0.000259353
1.126%	0.00%	5.4483E-05
0.004%	0.00%	3.32007E-06
0.000%	0.15%	-2.68151E-06
0.027%	0.06%	0.000402365
0.000%	0.07%	4.70787E-05
1.789%	0.03%	-0.002122003
0.001%	0.01%	2.86665E-05
0.032%	0.00%	-9.16484E-06
0.003%	0.00%	2.80435E-06
0.013%	0.00%	-7.84115E-05
0.004%	0.01%	-4.65494E-05
0.491%	0.08%	-0.002022495
0.055%	0.00%	-9.23827E-05
0.014%	0.06%	0.000282202
0.012%	0.00%	5.70678E-06
0.049%	0.00%	-1.13261E-05
0.003%	0.00%	2.74937E-05
0.028%	0.00%	-5.46572E-05
0.076%	0.00%	0.000193331
0.007%	0.04%	-0.000171351
0.016%	0.02%	-0.000168134
0.000%	0.00%	6.59394E-07
0.003%	0.00%	2.60524E-06
0.017%	0.00%	7.57055E-05
0.000%	0.01%	-4.32336E-06
0.107%	0.04%	0.000622278
0.026%	0.00%	-7.64463E-05
0.046%	0.00%	8.35069E-05
0.000%	0.00%	-4.93082E-07
0.004%	0.00%	-3.35069E-06
0.049%	0.04%	0.000440746
0.004%	0.02%	-7.54347E-05
0.027%	0.00%	1.2457E-05
0.004%	0.01%	-5.15246E-05
0.638%	0.03%	-0.001481285
0.000%	0.00%	-1.14257E-06
0.011%	0.00%	-5.45576E-06
0.018%	0.04%	0.000274598
0.010%	0.00%	-6.37553E-05
0.001%	0.00%	-1.60089E-05
0.007%	0.00%	1.96617E-05
0.049%	0.00%	5.20296E-05



0.011%	0.00%	-5.41767E-06
0.001%	0.00%	1.83749E-06
0.019%	0.00%	-8.48666E-05
0.029%	0.01%	0.00013606
0.107%	0.02%	-0.00049472
0.001%	0.02%	-3.56928E-05
0.090%	0.01%	-0.000329026
0.002%	0.00%	-2.33313E-06
0.080%	0.00%	1.45233E-05
0.005%	0.00%	-1.11482E-05
0.007%	0.00%	-5.38599E-05
0.004%	0.02%	-8.19718E-05
0.032%	0.06%	-0.000416944
0.041%	0.02%	0.000287253
0.025%	0.00%	-8.04968E-06
0.041%	0.00%	1.04142E-05
0.002%	0.00%	-6.29536E-06
0.000%	0.00%	2.62338E-06
0.126%	0.27%	0.001850709
0.528%	0.03%	0.001306808
0.025%	0.03%	-0.000257572
0.061%	0.00%	1.26737E-05
0.000%	0.00%	1.1285E-06
0.091%	0.00%	-2.72664E-05
0.005%	0.01%	-5.9921E-05
0.000%	0.03%	-1.70188E-05
0.000%	0.00%	-2.45392E-06
0.365%	0.00%	7.67648E-06
0.746%	0.00%	4.4344E-05
1.160%	0.00%	5.53149E-05
0.051%	0.00%	-7.25001E-05
0.011%	0.02%	-0.000139752
0.298%	0.00%	-0.000371824
0.493%	0.00%	0.000147092
0.011%	0.00%	-4.41986E-05
0.725%	0.00%	4.37106E-05
0.015%	0.00%	6.29456E-06
0.010%	0.00%	-1.50942E-05
0.253%	0.01%	0.000545767
0.004%	0.04%	0.000132317
0.009%	0.01%	-9.389E-05
0.007%	0.00%	2.48593E-05
0.070%	0.00%	-1.35393E-05
0.004%	0.00%	-3.1376E-06
0.001%	0.00%	1.41503E-05
0.120%	0.04%	0.000661499
0.008%	0.00%	-2.60236E-05
0.023%	0.01%	-0.000139607
0.131%	0.00%	0.000211829
0.000%	0.00%	-5.51607E-07
0.018%	0.00%	6.96385E-06
0.011%	0.02%	0.00013623
0.001%	0.00%	-1.00609E-05
0.000%	0.01%	-1.05419E-05
0.009%	0.00%	-2.27544E-07
0.149%	0.00%	1.98432E-05
0.001%	0.00%	1.8894E-06
0.004%	0.00%	3.26725E-06
0.001%	0.01%	2.99936E-05

0.001%	0.01%	-3.41689E-05
0.013%	0.14%	-0.000423067
0.011%	0.00%	-6.49765E-06
0.020%	0.04%	-0.000283309
0.000%	0.00%	7.6874E-07
0.002%	0.00%	2.35892E-06
0.005%	0.01%	5.17835E-05
0.004%	0.01%	-5.96935E-05
0.005%	0.00%	-4.30583E-05
0.015%	0.01%	-9.57116E-05
0.030%	0.00%	8.77673E-05
0.006%	0.00%	3.89254E-06
0.001%	0.00%	-1.47159E-06
0.000%	0.00%	1.77345E-06
0.161%	0.05%	-0.00085427
0.040%	0.00%	0.000120011
0.051%	0.24%	-0.00111483
0.041%	0.02%	0.000288351
0.036%	0.00%	9.80863E-06
0.019%	0.00%	-7.00991E-06
0.002%	0.00%	-2.00087E-05
0.191%	0.02%	-0.000565812
0.184%	0.09%	0.001271381
0.018%	0.01%	0.000140035
0.061%	0.00%	2.12666E-05
0.633%	0.00%	4.08506E-05
0.104%	0.00%	-1.6567E-05
0.001%	0.03%	5.01272E-05
0.178%	0.00%	0.000160521
0.005%	0.01%	7.07916E-05
0.118%	0.00%	0.000178931
0.109%	0.04%	0.00066721
0.084%	0.00%	-1.48475E-05
0.117%	0.00%	-1.75714E-05
0.004%	0.00%	-2.81154E-05
0.183%	0.00%	0.000199901
0.242%	0.00%	-0.000198221
0.467%	0.23%	-0.003276326
0.144%	0.02%	-0.000485443
0.752%	0.00%	4.45183E-05
0.471%	0.00%	3.52402E-05
0.164%	0.00%	8.77353E-05
0.182%	0.01%	-0.000390586
0.149%	0.09%	0.001174752
0.169%	0.00%	0.000239693
0.131%	0.02%	-0.000508791
0.039%	0.00%	-1.01661E-05
0.028%	0.00%	-8.59583E-06
0.007%	0.01%	8.68812E-05
0.274%	0.02%	0.000656752
0.364%	0.18%	-0.002562248
0.419%	0.00%	0.000303338
0.053%	0.00%	0.000126936
0.001%	0.00%	-1.33665E-06
0.036%	0.00%	-9.80778E-06
0.038%	0.00%	4.63851E-05
2.021%	0.01%	-0.001187253
0.148%	0.13%	-0.001404603
0.938%	0.00%	0.000214675

0.218%	0.01%	-0.000421747
0.134%	0.00%	-1.87892E-05
0.247%	0.00%	-2.55162E-05
0.233%	0.01%	0.000495629
0.042%	0.04%	-0.000401181
0.216%	0.07%	-0.001252644
0.132%	0.01%	-0.00030425
0.008%	0.00%	6.02377E-05
0.003%	0.00%	2.88737E-06
0.379%	0.00%	3.16165E-05
0.052%	0.00%	-0.000133141
0.312%	0.03%	-0.000962606
0.123%	0.02%	0.000475192
0.005%	0.00%	1.32051E-05
0.009%	0.01%	-9.66293E-05
0.103%	0.00%	1.6484E-05
0.111%	0.00%	1.71179E-05
0.063%	0.13%	0.000894872
0.023%	0.00%	-2.91817E-05
0.006%	0.14%	-0.000289543
0.000%	0.00%	1.18253E-05
0.020%	0.09%	0.000423849
0.194%	0.00%	2.26232E-05
0.019%	0.00%	-7.11885E-06
0.045%	0.00%	-6.61595E-05
0.553%	0.02%	-0.000970327
0.077%	0.00%	-0.000113602
0.072%	0.02%	0.00036495
0.085%	0.01%	-0.000278108
0.401%	0.00%	3.25075E-05
0.931%	0.00%	4.95418E-05
0.384%	0.01%	0.00065557
1.631%	0.01%	0.001037569
0.292%	0.03%	0.00091571
0.105%	0.01%	0.000278243
3.576%	0.07%	-0.004914586
0.197%	0.00%	2.28007E-05
0.293%	0.00%	-2.78017E-05
0.095%	0.01%	-0.00032921
0.006%	0.10%	-0.000244567
0.803%	0.02%	-0.001317694
0.028%	0.01%	-0.000160077
0.356%	0.04%	0.001150466
0.086%	0.00%	-1.50718E-05
0.091%	0.00%	1.54727E-05
0.000%	0.00%	1.80936E-06
0.072%	0.03%	-0.000462299
0.183%	0.01%	-0.000454253
0.033%	0.01%	0.00013199
0.064%	0.01%	0.000185079
0.025%	0.00%	-8.19322E-06
1.647%	0.00%	-6.58913E-05
0.027%	0.00%	2.40533E-05
0.138%	0.00%	-0.000182602
0.000%	0.01%	3.77507E-07
0.069%	0.02%	0.000415002
0.021%	0.00%	4.82245E-05
0.267%	0.00%	-2.65442E-05
0.380%	0.00%	-3.16464E-05

0.148%	0.07%	-0.001045537
0.204%	0.00%	3.9119E-05
0.185%	0.01%	0.000472548
0.230%	0.02%	0.000695677
0.080%	0.10%	-0.000905416
0.249%	0.00%	2.56326E-05
0.001%	0.00%	-1.55618E-06
0.032%	0.04%	0.000369799
0.078%	0.00%	-9.89065E-05
0.023%	0.02%	0.000193556
0.004%	0.01%	-7.0966E-05
0.077%	0.00%	0.000182132
0.006%	0.00%	-3.99363E-06
0.013%	0.00%	5.96267E-06
0.004%	0.01%	6.56937E-05
0.000%	0.00%	1.07519E-06
0.158%	0.05%	-0.000902938
0.009%	0.08%	-0.000273183
0.066%	0.00%	0.000167668
0.077%	0.00%	-1.42599E-05
0.557%	0.00%	3.83263E-05
0.004%	0.01%	5.43825E-05
0.705%	0.04%	-0.001609461
0.090%	0.02%	0.000441512
0.114%	0.00%	0.000163099
0.000%	0.02%	2.40316E-05
0.621%	0.00%	4.04499E-05
0.013%	0.00%	5.95379E-06
0.035%	0.00%	-1.11877E-05
0.022%	0.01%	-0.000111271
0.041%	0.02%	-0.000320906
0.712%	0.00%	-0.000429695
2.498%	0.00%	-0.000345656
1.094%	0.00%	-5.37195E-05
0.005%	0.00%	3.56429E-06
0.001%	0.00%	1.05935E-05
0.731%	0.00%	-0.000569665
0.211%	0.04%	-0.000923815
0.008%	0.00%	-1.77547E-05
0.665%	0.01%	-0.000576998
0.016%	0.00%	6.505E-06
0.158%	0.00%	-2.04356E-05
0.128%	0.14%	-0.001318004
0.376%	0.01%	-0.000636904
0.023%	0.01%	0.000147546
0.454%	0.01%	-0.000607351
0.012%	0.00%	-1.87588E-05
0.011%	0.00%	5.32515E-06
0.130%	0.00%	-1.85242E-05
0.000%	0.07%	3.85549E-05
0.000%	0.00%	5.54894E-06
0.074%	0.00%	0.000111102
0.082%	0.04%	-0.000594775
0.033%	0.06%	-0.000452468
0.000%	0.00%	-7.42732E-07
0.003%	0.00%	-2.62745E-06
0.109%	0.00%	8.36549E-05
0.101%	0.02%	0.000448354
0.001%	0.00%	-1.47484E-05

0.026%	0.02%	-0.000203542
0.993%	0.02%	0.001565821
0.054%	0.00%	-1.19153E-05
0.030%	0.00%	-8.87391E-06
0.077%	0.01%	-0.000300037
0.010%	0.00%	5.1306E-06
0.111%	0.00%	-0.00013803
0.062%	0.03%	0.000409353
0.071%	0.01%	0.000226721
0.206%	0.00%	-2.3316E-05
0.000%	0.00%	1.01473E-06
0.044%	0.01%	0.000148596
0.028%	0.03%	-0.000270417
0.357%	0.00%	-8.19426E-05
0.019%	0.02%	0.000191717
0.067%	0.03%	0.000480656
0.077%	0.00%	1.4247E-05
0.015%	0.00%	6.22308E-06
0.318%	0.00%	0.000398299
0.003%	0.01%	-3.92974E-05
0.147%	0.02%	-0.000573062
0.155%	0.00%	6.43551E-05
0.104%	0.05%	0.000745997
0.060%	0.00%	-1.25283E-05
0.030%	0.00%	-8.91611E-06
0.000%	0.12%	-3.49194E-05
0.420%	0.01%	0.000620455
0.001%	0.00%	-1.17351E-05
0.105%	0.00%	0.000207221
0.120%	0.00%	0.000240522
0.949%	0.00%	5.00224E-05
0.212%	0.00%	2.36343E-05
0.396%	0.00%	0.000389773
0.591%	0.02%	-0.001204839
0.017%	0.00%	-7.89435E-05
0.770%	0.01%	-0.00077138
0.443%	0.05%	0.001424704
0.047%	0.00%	1.10834E-05
0.000%	0.00%	-5.46436E-08
0.079%	0.01%	-0.000239701
0.028%	0.00%	8.5183E-05
0.044%	0.01%	-0.000238502
0.003%	0.00%	1.59089E-05
0.077%	0.00%	-0.0001207
0.018%	0.00%	-6.81085E-06
0.288%	0.00%	-2.75331E-05
0.322%	0.00%	-4.69179E-05
0.081%	0.00%	-0.000117484
0.040%	0.01%	-0.000168596
0.043%	0.00%	-0.000140436
0.000%	0.00%	3.52131E-06
0.665%	0.00%	-4.18693E-05
0.003%	0.00%	-2.85386E-06
0.120%	0.04%	-0.000720197
0.001%	0.00%	1.96991E-05
0.015%	0.07%	-0.000333874
1.699%	0.02%	0.002002857
3.266%	0.03%	0.003360823
0.181%	0.00%	2.18449E-05

<b>0.715%</b>	0.00%	4.34065E-05
<b>0.185%</b>	0.04%	0.000844296
<b>0.833%</b>	0.05%	-0.001971124
<b>0.045%</b>	0.02%	-0.000313824
<b>0.418%</b>	0.02%	-0.000861593
<b>0.003%</b>	0.00%	-1.00502E-05
<b>0.297%</b>	0.00%	-2.79922E-05
<b>0.657%</b>	0.00%	-4.16158E-05
<b>0.032%</b>	0.00%	-4.16199E-05
<b>0.010%</b>	0.00%	-5.47716E-05
<b>0.705%</b>	0.01%	-0.000951079
<b>0.463%</b>	0.00%	-0.000322565
<b>0.323%</b>	0.00%	-0.00027647
<b>1.391%</b>	0.00%	6.05529E-05
<b>0.041%</b>	0.00%	-1.0373E-05
<b>0.160%</b>	0.00%	2.05204E-05
<b>0.010%</b>	0.07%	-0.000263333
<b>1.215%</b>	0.01%	-0.001014739
<b>0.052%</b>	0.00%	-8.40312E-05
<b>0.528%</b>	0.00%	-0.000125874
<b>0.005%</b>	0.00%	3.64871E-06
<b>2.008%</b>	0.00%	7.27626E-05

<b>72.68%</b>	<b>5.84%</b>	<b>-2.07%</b>
---------------	--------------	---------------

MODELO CAPM

DIAS

364

1

2

3

4

FECHA	TASA LIBRE DE RIESGO (TES USA)	RENDIMIENTO DEL ORO	RENDIMIENTO DEL BITCOIN	RENDIMIENTO BITCOIN - RENDIMIENTO PROMEDIO	RENDIMIENTO DEL PETROLEO WTI - RENDIMIENTO PROMEDIO DEL ORO
1/2/2017	0.00%	0.000%	3.14%	2.44%	-0.04%
1/3/2017	0.08%	0.809%	2.03%	1.32%	0.77%
1/4/2017	-0.29%	2.376%	2.25%	1.55%	2.34%
1/5/2017	-3.88%	-0.726%	2.59%	1.88%	-0.76%
1/6/2017	3.06%	-0.663%	-7.47%	-8.18%	-0.70%
1/7/2017	0.00%	0.000%	-9.90%	-10.61%	-0.04%
1/8/2017	0.00%	0.000%	0.06%	-0.65%	-0.04%
1/9/2017	-2.21%	0.985%	0.71%	0.01%	0.95%
1/10/2017	0.38%	0.059%	-0.94%	-1.64%	0.02%
1/11/2017	-0.29%	0.958%	0.88%	0.18%	0.92%
1/12/2017	-0.38%	2.421%	-12.67%	-13.37%	2.38%
1/13/2017	1.55%	-2.446%	0.43%	-0.27%	-2.48%
1/14/2017	0.00%	0.000%	2.49%	1.78%	-0.04%
1/15/2017	0.00%	0.671%	0.16%	-0.55%	0.63%
1/16/2017	-0.84%	-0.042%	-0.44%	-1.14%	-0.08%
1/17/2017	-2.25%	0.758%	1.32%	0.62%	0.72%
1/18/2017	4.33%	-0.058%	7.71%	7.01%	-0.10%
1/19/2017	1.72%	1.214%	-1.65%	-2.35%	1.18%
1/20/2017	-0.12%	0.301%	1.89%	1.19%	0.26%
1/21/2017	0.00%	0.000%	-0.41%	-1.11%	-0.04%
1/22/2017	-1.14%	0.000%	2.91%	2.21%	-0.04%
1/23/2017	-1.57%	0.866%	0.18%	-0.53%	0.83%
1/24/2017	2.63%	-2.465%	-0.96%	-1.67%	-2.50%
1/25/2017	2.01%	-1.080%	-2.05%	-2.75%	-1.12%
1/26/2017	-0.12%	-0.654%	-0.14%	-0.84%	-0.69%
1/27/2017	-1.04%	2.006%	1.96%	1.25%	1.97%
1/28/2017	0.00%	0.000%	0.58%	-0.13%	-0.04%
1/29/2017	-0.28%	0.000%	0.20%	-0.51%	-0.04%
1/30/2017	0.44%	0.403%	-0.61%	-1.32%	0.37%
1/31/2017	-0.97%	-0.816%	0.65%	-0.05%	-0.85%
2/1/2017	0.45%	1.812%	3.97%	3.27%	1.77%
2/2/2017	-0.12%	-1.144%	2.32%	1.61%	-1.18%
2/3/2017	-0.28%	2.171%	2.85%	2.14%	2.13%
2/4/2017	0.00%	0.000%	0.80%	0.10%	-0.04%
2/5/2017	0.20%	0.000%	1.36%	0.65%	-0.04%
2/6/2017	-2.25%	0.913%	-1.51%	-2.22%	0.88%
2/7/2017	-0.83%	0.302%	1.30%	0.60%	0.27%
2/8/2017	-2.41%	0.230%	2.35%	1.64%	0.19%
2/9/2017	2.41%	-0.198%	0.11%	-0.59%	-0.24%
2/10/2017	0.50%	-1.973%	-7.28%	-7.99%	-2.01%
2/11/2017	0.00%	0.000%	0.93%	0.22%	-0.04%
2/12/2017	0.66%	0.000%	1.77%	1.06%	-0.04%
2/13/2017	0.45%	-0.813%	-0.65%	-1.35%	-0.85%
2/14/2017	1.47%	1.925%	-0.31%	-1.01%	1.89%
2/15/2017	1.01%	0.647%	1.07%	0.36%	0.61%
2/16/2017	-2.02%	0.674%	-0.15%	-0.85%	0.64%
2/17/2017	-1.11%	-0.230%	2.91%	2.21%	-0.27%

2/18/2017	0.00%	0.000%	1.76%	<b>1.06%</b>	-0.04%
2/19/2017	0.00%	-1.969%	0.35%	<b>-0.36%</b>	-2.01%
2/20/2017	0.66%	0.073%	-0.69%	<b>-1.39%</b>	0.04%
2/21/2017	-0.21%	-0.057%	2.41%	<b>1.70%</b>	-0.09%
2/22/2017	-0.66%	-0.445%	3.98%	<b>3.28%</b>	-0.48%
2/23/2017	-1.63%	3.329%	0.42%	<b>-0.28%</b>	3.29%
2/24/2017	-2.60%	0.525%	3.70%	<b>2.99%</b>	0.49%
2/25/2017	0.00%	0.000%	1.16%	<b>0.45%</b>	-0.04%
2/26/2017	0.30%	0.000%	-2.12%	<b>-2.83%</b>	-0.04%
2/27/2017	1.92%	0.055%	1.41%	<b>0.70%</b>	0.02%
2/28/2017	1.26%	-2.250%	1.52%	<b>0.81%</b>	-2.29%
3/1/2017	2.51%	1.608%	0.09%	<b>-0.62%</b>	1.57%
3/2/2017	0.97%	-1.360%	2.48%	<b>1.78%</b>	-1.40%
3/3/2017	0.00%	-2.434%	2.72%	<b>2.01%</b>	-2.47%
3/4/2017	0.00%	0.000%	2.27%	<b>1.57%</b>	-0.04%
3/5/2017	-0.24%	0.000%	-1.32%	<b>-2.03%</b>	-0.04%
3/6/2017	0.72%	1.859%	0.27%	<b>-0.43%</b>	1.82%
3/7/2017	0.96%	-2.712%	0.58%	<b>-0.12%</b>	-2.75%
3/8/2017	1.65%	1.446%	-2.85%	<b>-3.55%</b>	1.41%
3/9/2017	1.90%	-0.504%	-6.56%	<b>-7.26%</b>	-0.54%
3/10/2017	-1.31%	-2.134%	2.28%	<b>1.58%</b>	-2.17%
3/11/2017	0.00%	0.000%	-1.76%	<b>-2.47%</b>	-0.04%
3/12/2017	0.27%	0.000%	0.49%	<b>-0.22%</b>	-0.04%
3/13/2017	1.69%	2.150%	3.73%	<b>3.02%</b>	2.11%
3/14/2017	-0.92%	-2.051%	1.38%	<b>0.67%</b>	-2.09%
3/15/2017	-4.00%	1.847%	0.60%	<b>-0.10%</b>	1.81%
3/16/2017	1.47%	2.133%	0.84%	<b>0.13%</b>	2.10%
3/17/2017	-1.43%	-1.409%	-5.34%	<b>-6.04%</b>	-1.45%
3/18/2017	-0.04%	0.000%	-7.93%	<b>-8.64%</b>	-0.04%
3/19/2017	0.00%	0.000%	-10.07%	<b>-10.77%</b>	-0.04%
3/20/2017	-1.49%	0.324%	2.96%	<b>2.25%</b>	0.29%
3/21/2017	-1.93%	2.601%	1.75%	<b>1.04%</b>	2.56%
3/22/2017	-0.54%	0.236%	6.16%	<b>5.46%</b>	0.20%
3/23/2017	0.62%	-0.220%	-6.32%	<b>-7.02%</b>	-0.26%
3/24/2017	0.00%	-1.451%	-0.34%	<b>-1.05%</b>	-1.49%
3/25/2017	0.00%	0.000%	-7.81%	<b>-8.51%</b>	-0.04%
3/26/2017	-1.42%	0.000%	-0.52%	<b>-1.23%</b>	-0.04%
3/27/2017	-0.25%	2.150%	1.71%	<b>1.01%</b>	2.11%
3/28/2017	1.75%	-1.584%	5.74%	<b>5.03%</b>	-1.62%
3/29/2017	-1.67%	-0.159%	1.35%	<b>0.65%</b>	-0.20%
3/30/2017	1.71%	0.903%	-0.26%	<b>-0.96%</b>	0.87%
3/31/2017	-1.33%	0.244%	-0.13%	<b>-0.84%</b>	0.21%
4/1/2017	0.00%	0.000%	3.34%	<b>2.64%</b>	-0.04%
4/2/2017	0.25%	0.000%	1.32%	<b>0.61%</b>	-0.04%
4/3/2017	-3.05%	0.228%	0.99%	<b>0.29%</b>	0.19%
4/4/2017	1.75%	0.329%	4.18%	<b>3.47%</b>	0.29%
4/5/2017	-1.06%	-0.777%	-0.17%	<b>-0.87%</b>	-0.81%
4/6/2017	0.09%	0.386%	-0.81%	<b>-1.52%</b>	0.35%
4/7/2017	1.74%	0.337%	4.33%	<b>3.63%</b>	0.30%
4/8/2017	0.00%	0.000%	0.81%	<b>0.11%</b>	-0.04%
4/9/2017	0.00%	0.000%	-0.65%	<b>-1.36%</b>	-0.04%
4/10/2017	-0.67%	-1.880%	1.77%	<b>1.06%</b>	-1.92%
4/11/2017	-2.92%	3.179%	0.45%	<b>-0.26%</b>	3.14%
4/12/2017	-2.38%	0.301%	0.85%	<b>0.15%</b>	0.26%
4/13/2017	-0.54%	0.775%	-0.27%	<b>-0.97%</b>	0.74%
4/14/2017	0.00%	-1.443%	-3.16%	<b>-3.86%</b>	-1.48%
4/15/2017	0.00%	0.000%	0.34%	<b>-0.37%</b>	-0.04%
4/16/2017	-1.54%	0.000%	0.07%	<b>-0.64%</b>	-0.04%
4/17/2017	2.25%	1.688%	0.41%	<b>-0.30%</b>	1.65%



4/18/2017	-3.44%	-1.343%	1.08%	<b>0.38%</b>	-1.38%
4/19/2017	2.01%	0.685%	1.85%	<b>1.15%</b>	0.65%
4/20/2017	0.90%	-1.484%	-0.34%	<b>-1.05%</b>	-1.52%
4/21/2017	0.45%	1.944%	2.11%	<b>1.41%</b>	1.91%
4/22/2017	0.00%	0.000%	0.56%	<b>-0.15%</b>	-0.04%
4/23/2017	0.00%	0.000%	0.25%	<b>-0.46%</b>	-0.04%
4/24/2017	1.19%	-0.875%	0.01%	<b>-0.69%</b>	-0.91%
4/25/2017	2.65%	-2.371%	0.05%	<b>-0.65%</b>	-2.41%
4/26/2017	-1.29%	1.379%	1.44%	<b>0.73%</b>	1.34%
4/27/2017	-0.17%	0.132%	1.92%	<b>1.22%</b>	0.09%
4/28/2017	-0.48%	0.186%	2.42%	<b>1.72%</b>	0.15%
4/29/2017	0.00%	0.000%	-0.05%	<b>-0.76%</b>	-0.04%
4/30/2017	-0.39%	0.000%	0.99%	<b>0.29%</b>	-0.04%
5/1/2017	1.83%	-0.990%	0.67%	<b>-0.04%</b>	-1.03%
5/2/2017	-1.52%	0.110%	4.72%	<b>4.01%</b>	0.07%
5/3/2017	1.52%	-0.668%	2.70%	<b>2.00%</b>	-0.70%
5/4/2017	1.28%	-1.604%	2.97%	<b>2.27%</b>	-1.64%
5/5/2017	-0.09%	-0.120%	2.73%	<b>2.02%</b>	-0.16%
5/6/2017	0.00%	0.000%	-1.20%	<b>-1.91%</b>	-0.04%
5/7/2017	0.42%	0.000%	2.07%	<b>1.37%</b>	-0.04%
5/8/2017	1.22%	0.016%	0.25%	<b>-0.46%</b>	-0.02%
5/9/2017	0.38%	-0.886%	5.07%	<b>4.37%</b>	-0.92%
5/10/2017	0.50%	0.226%	5.00%	<b>4.29%</b>	0.19%
5/11/2017	-0.71%	0.435%	2.05%	<b>1.35%</b>	0.40%
5/12/2017	-2.84%	0.249%	3.17%	<b>2.46%</b>	0.21%
5/13/2017	0.00%	0.000%	-7.25%	<b>-7.96%</b>	-0.04%
5/14/2017	-0.09%	0.000%	3.93%	<b>3.23%</b>	-0.04%
5/15/2017	0.81%	0.184%	0.98%	<b>0.27%</b>	0.15%
5/16/2017	-0.73%	0.511%	-3.52%	<b>-4.22%</b>	0.47%
5/17/2017	-4.53%	1.743%	1.39%	<b>0.69%</b>	1.71%
5/18/2017	0.22%	-0.470%	4.14%	<b>3.43%</b>	-0.51%
5/19/2017	0.31%	0.055%	4.01%	<b>3.30%</b>	0.02%
5/20/2017	0.00%	0.000%	3.60%	<b>2.89%</b>	-0.04%
5/21/2017	0.54%	0.000%	4.13%	<b>3.42%</b>	-0.04%
5/22/2017	0.22%	0.634%	0.06%	<b>-0.65%</b>	0.60%
5/23/2017	1.32%	-0.461%	4.99%	<b>4.28%</b>	-0.50%
5/24/2017	-1.32%	-0.188%	5.63%	<b>4.92%</b>	-0.23%
5/25/2017	0.13%	0.282%	7.54%	<b>6.83%</b>	0.24%
5/26/2017	-0.22%	0.897%	-3.09%	<b>-3.79%</b>	0.86%
5/27/2017	0.00%	0.000%	-7.96%	<b>-8.67%</b>	-0.04%
5/28/2017	0.00%	-1.571%	-6.16%	<b>-6.86%</b>	-1.61%
5/29/2017	-0.31%	-0.121%	4.75%	<b>4.05%</b>	-0.16%
5/30/2017	-1.57%	1.256%	4.97%	<b>4.27%</b>	1.22%
5/31/2017	-0.09%	0.746%	-3.15%	<b>-3.86%</b>	0.71%
6/1/2017	0.32%	-0.411%	4.82%	<b>4.11%</b>	-0.45%
6/2/2017	-2.47%	0.789%	4.33%	<b>3.63%</b>	0.75%
6/3/2017	0.00%	0.000%	2.69%	<b>1.98%</b>	-0.04%
6/4/2017	0.00%	0.000%	2.38%	<b>1.67%</b>	-0.04%
6/5/2017	1.11%	0.193%	-0.15%	<b>-0.85%</b>	0.16%
6/6/2017	-1.76%	1.132%	5.94%	<b>5.24%</b>	1.09%
6/7/2017	1.43%	-0.335%	6.74%	<b>6.03%</b>	-0.37%
6/8/2017	0.73%	-1.051%	-5.77%	<b>-6.48%</b>	-1.09%
6/9/2017	0.46%	-0.619%	3.00%	<b>2.30%</b>	-0.66%
6/10/2017	0.00%	0.000%	0.97%	<b>0.26%</b>	-0.04%
6/11/2017	0.41%	0.000%	2.62%	<b>1.91%</b>	-0.04%
6/12/2017	0.18%	-0.186%	2.65%	<b>1.94%</b>	-0.22%
6/13/2017	-0.18%	-0.023%	-13.51%	<b>-14.22%</b>	-0.06%
6/14/2017	-3.87%	0.558%	4.56%	<b>3.85%</b>	0.52%
6/15/2017	1.72%	-1.669%	-8.98%	<b>-9.68%</b>	-1.71%

6/16/2017	-0.51%	0.149%	-3.96%	<b>-4.67%</b>	0.11%
6/17/2017	0.00%	0.000%	4.36%	<b>3.66%</b>	-0.04%
6/18/2017	0.19%	0.000%	5.67%	<b>4.97%</b>	-0.04%
6/19/2017	1.56%	-0.765%	-4.12%	<b>-4.83%</b>	-0.80%
6/20/2017	-1.61%	-0.254%	2.75%	<b>2.04%</b>	-0.29%
6/21/2017	0.42%	0.182%	5.36%	<b>4.65%</b>	0.14%
6/22/2017	-0.79%	0.293%	-2.93%	<b>-3.63%</b>	0.26%
6/23/2017	-0.19%	0.567%	1.63%	<b>0.92%</b>	0.53%
6/24/2017	0.00%	0.000%	0.14%	<b>-0.56%</b>	-0.04%
6/25/2017	0.09%	0.000%	-5.45%	<b>-6.16%</b>	-0.04%
6/26/2017	-0.51%	-0.788%	-1.58%	<b>-2.28%</b>	-0.83%
6/27/2017	3.14%	0.047%	-4.88%	<b>-5.59%</b>	0.01%
6/28/2017	1.04%	0.182%	4.22%	<b>3.51%</b>	0.14%
6/29/2017	1.83%	-0.245%	1.44%	<b>0.73%</b>	-0.28%
6/30/2017	1.62%	-0.293%	-0.26%	<b>-0.97%</b>	-0.33%
7/1/2017	0.00%	0.000%	-2.50%	<b>-3.21%</b>	-0.04%
7/2/2017	0.52%	0.000%	-2.63%	<b>-3.33%</b>	-0.04%
7/3/2017	1.37%	-1.851%	3.22%	<b>2.52%</b>	-1.89%
7/4/2017	-0.60%	-0.743%	2.22%	<b>1.52%</b>	-0.78%
7/5/2017	-0.30%	0.953%	1.47%	<b>0.76%</b>	0.92%
7/6/2017	1.75%	0.145%	0.90%	<b>0.19%</b>	0.11%
7/7/2017	0.76%	-1.110%	-0.71%	<b>-1.41%</b>	-1.15%
7/8/2017	0.00%	0.000%	-3.70%	<b>-4.41%</b>	-0.04%
7/9/2017	0.00%	0.000%	2.09%	<b>1.39%</b>	-0.04%
7/10/2017	-0.55%	0.293%	-1.42%	<b>-2.12%</b>	0.26%
7/11/2017	-0.51%	0.130%	-6.73%	<b>-7.44%</b>	0.09%
7/12/2017	-1.75%	0.348%	-2.06%	<b>-2.77%</b>	0.31%
7/13/2017	1.20%	-0.162%	3.38%	<b>2.68%</b>	-0.20%
7/14/2017	-0.68%	0.823%	-2.20%	<b>-2.91%</b>	0.79%
7/15/2017	0.00%	0.000%	-5.63%	<b>-6.33%</b>	-0.04%
7/16/2017	0.00%	0.000%	-8.94%	<b>-9.65%</b>	-0.04%
7/17/2017	-0.77%	0.505%	-5.49%	<b>-6.19%</b>	0.47%
7/18/2017	-2.32%	0.645%	13.48%	<b>12.77%</b>	0.61%
7/19/2017	0.44%	0.000%	6.11%	<b>5.41%</b>	-0.04%
7/20/2017	-0.62%	0.254%	-2.53%	<b>-3.24%</b>	0.22%
7/21/2017	-0.89%	0.695%	19.62%	<b>18.91%</b>	0.66%
7/22/2017	0.00%	0.000%	-3.73%	<b>-4.44%</b>	-0.04%
7/23/2017	-0.22%	0.000%	6.12%	<b>5.41%</b>	-0.04%
7/24/2017	1.11%	-0.031%	-2.38%	<b>-3.09%</b>	-0.07%
7/25/2017	3.27%	-0.173%	-0.06%	<b>-0.77%</b>	-0.21%
7/26/2017	-1.73%	-0.229%	-8.25%	<b>-8.96%</b>	-0.27%
7/27/2017	1.17%	0.857%	-0.96%	<b>-1.66%</b>	0.82%
7/28/2017	-1.21%	0.687%	6.67%	<b>5.96%</b>	0.65%
7/29/2017	0.00%	0.000%	3.64%	<b>2.94%</b>	-0.04%
7/30/2017	-0.39%	0.000%	-2.31%	<b>-3.01%</b>	-0.04%
7/31/2017	0.61%	-0.148%	0.80%	<b>0.09%</b>	-0.19%
8/1/2017	-1.89%	0.459%	3.40%	<b>2.69%</b>	0.42%
8/2/2017	0.80%	-0.070%	-3.57%	<b>-4.28%</b>	-0.11%
8/3/2017	-2.32%	-0.303%	-1.12%	<b>-1.83%</b>	-0.34%
8/4/2017	2.01%	-0.773%	3.23%	<b>2.52%</b>	-0.81%
8/5/2017	0.00%	0.000%	2.30%	<b>1.60%</b>	-0.04%
8/6/2017	0.40%	0.000%	13.54%	<b>12.83%</b>	-0.04%
8/7/2017	-0.71%	0.016%	-0.93%	<b>-1.64%</b>	-0.02%
8/8/2017	0.22%	-0.149%	4.42%	<b>3.72%</b>	-0.19%
8/9/2017	-0.58%	1.303%	0.71%	<b>0.00%</b>	1.27%
8/10/2017	-2.16%	0.834%	-1.92%	<b>-2.62%</b>	0.80%
8/11/2017	-0.46%	0.284%	2.15%	<b>1.45%</b>	0.25%
8/12/2017	0.00%	0.000%	5.87%	<b>5.17%</b>	-0.04%
8/13/2017	0.36%	0.000%	6.87%	<b>6.16%</b>	-0.04%

8/14/2017	1.13%	-0.253%	4.55%	<b>3.85%</b>	-0.29%
8/15/2017	2.18%	-0.826%	5.23%	<b>4.52%</b>	-0.86%
8/16/2017	-2.13%	0.248%	-3.59%	<b>-4.30%</b>	0.21%
8/17/2017	-1.81%	0.724%	5.51%	<b>4.80%</b>	0.69%
8/18/2017	0.55%	-0.069%	-2.12%	<b>-2.82%</b>	-0.11%
8/19/2017	0.00%	0.000%	-4.29%	<b>-4.99%</b>	-0.04%
8/20/2017	0.59%	0.000%	1.01%	<b>0.30%</b>	-0.04%
8/21/2017	-1.23%	0.406%	-1.07%	<b>-1.78%</b>	0.37%
8/22/2017	1.55%	-0.437%	-2.09%	<b>-2.79%</b>	-0.47%
8/23/2017	-2.19%	0.268%	2.21%	<b>1.50%</b>	0.23%
8/24/2017	1.24%	-0.207%	1.37%	<b>0.67%</b>	-0.24%
8/25/2017	-1.24%	0.452%	3.48%	<b>2.77%</b>	0.41%
8/26/2017	0.00%	0.000%	1.48%	<b>0.78%</b>	-0.04%
8/27/2017	0.28%	0.000%	-0.46%	<b>-1.16%</b>	-0.04%
8/28/2017	-0.74%	1.336%	0.08%	<b>-0.63%</b>	1.30%
8/29/2017	-1.40%	0.271%	0.77%	<b>0.07%</b>	0.23%
8/30/2017	0.33%	-0.362%	4.69%	<b>3.98%</b>	-0.40%
8/31/2017	-0.75%	0.595%	-0.24%	<b>-0.94%</b>	0.56%
9/1/2017	2.15%	0.628%	3.27%	<b>2.57%</b>	0.59%
9/2/2017	0.00%	0.000%	3.48%	<b>2.78%</b>	-0.04%
9/3/2017	0.00%	0.001%	-6.76%	<b>-7.46%</b>	-0.04%
9/4/2017	0.00%	-0.234%	0.05%	<b>-0.65%</b>	-0.27%
9/5/2017	-4.87%	1.293%	-7.69%	<b>-8.40%</b>	1.26%
9/6/2017	2.06%	-0.399%	3.70%	<b>3.00%</b>	-0.44%
9/7/2017	-3.09%	0.863%	4.09%	<b>3.38%</b>	0.83%
9/8/2017	0.59%	0.081%	0.53%	<b>-0.18%</b>	0.04%
9/9/2017	0.00%	0.000%	-7.17%	<b>-7.88%</b>	-0.04%
9/10/2017	1.69%	0.000%	-0.45%	<b>-1.16%</b>	-0.04%
9/11/2017	2.13%	-1.136%	-1.15%	<b>-1.86%</b>	-1.17%
9/12/2017	1.53%	-0.230%	-0.79%	<b>-1.50%</b>	-0.27%
9/13/2017	1.19%	-0.343%	-1.33%	<b>-2.04%</b>	-0.38%
9/14/2017	-0.27%	0.119%	-7.74%	<b>-8.44%</b>	0.08%
9/15/2017	0.68%	-0.306%	-15.10%	<b>-15.80%</b>	-0.34%
9/16/2017	0.00%	0.000%	11.17%	<b>10.46%</b>	-0.04%
9/17/2017	0.00%	0.000%	0.01%	<b>-0.69%</b>	-0.04%
9/18/2017	1.44%	-1.098%	0.36%	<b>-0.35%</b>	-1.14%
9/19/2017	0.54%	-0.015%	9.26%	<b>8.55%</b>	-0.05%
9/20/2017	1.19%	0.430%	-3.88%	<b>-4.59%</b>	0.39%
9/21/2017	0.22%	-1.640%	-0.20%	<b>-0.90%</b>	-1.68%
9/22/2017	-1.10%	0.206%	-7.45%	<b>-8.15%</b>	0.17%
9/23/2017	0.00%	0.000%	-0.56%	<b>-1.27%</b>	-0.04%
9/24/2017	0.40%	0.000%	4.69%	<b>3.98%</b>	-0.04%
9/25/2017	-1.78%	1.071%	-2.88%	<b>-3.58%</b>	1.03%
9/26/2017	0.63%	-0.751%	6.84%	<b>6.13%</b>	-0.79%
9/27/2017	3.26%	-1.048%	-0.80%	<b>-1.51%</b>	-1.09%
9/28/2017	-0.09%	0.069%	7.44%	<b>6.74%</b>	0.03%
9/29/2017	1.33%	-0.300%	-0.37%	<b>-1.07%</b>	-0.34%
9/30/2017	0.00%	0.000%	-0.33%	<b>-1.04%</b>	-0.04%
10/1/2017	0.13%	0.000%	4.31%	<b>3.61%</b>	-0.04%
10/2/2017	-0.04%	-0.696%	0.55%	<b>-0.15%</b>	-0.73%
10/3/2017	-0.69%	-0.101%	0.50%	<b>-0.21%</b>	-0.14%
10/4/2017	-0.09%	0.171%	-2.01%	<b>-2.72%</b>	0.13%
10/5/2017	1.07%	-0.272%	-2.16%	<b>-2.86%</b>	-0.31%
10/6/2017	0.55%	0.124%	2.51%	<b>1.81%</b>	0.09%
10/7/2017	0.00%	0.000%	0.85%	<b>0.14%</b>	-0.04%
10/8/2017	0.00%	0.000%	1.22%	<b>0.51%</b>	-0.04%
10/9/2017	0.00%	0.790%	4.00%	<b>3.30%</b>	0.75%
10/10/2017	-0.25%	0.692%	3.89%	<b>3.18%</b>	0.65%
10/11/2017	-0.08%	-0.376%	0.43%	<b>-0.28%</b>	-0.41%

10/12/2017	-1.37%	0.598%	2.31%	<b>1.60%</b>	0.56%
10/13/2017	-2.00%	0.617%	10.67%	<b>9.97%</b>	0.58%
10/14/2017	0.00%	0.000%	3.03%	<b>2.32%</b>	-0.04%
10/15/2017	0.61%	0.000%	2.43%	<b>1.73%</b>	-0.04%
10/16/2017	0.70%	-0.122%	-2.07%	<b>-2.78%</b>	-0.16%
10/17/2017	-0.13%	-1.301%	1.69%	<b>0.98%</b>	-1.34%
10/18/2017	1.85%	-0.247%	-2.63%	<b>-3.33%</b>	-0.28%
10/19/2017	-1.16%	0.516%	-1.78%	<b>-2.49%</b>	0.48%
10/20/2017	2.77%	-0.740%	3.36%	<b>2.66%</b>	-0.78%
10/21/2017	0.00%	0.000%	5.25%	<b>4.54%</b>	-0.04%
10/22/2017	0.46%	0.000%	0.51%	<b>-0.20%</b>	-0.04%
10/23/2017	-1.01%	0.046%	-1.38%	<b>-2.09%</b>	0.01%
10/24/2017	2.13%	-0.209%	-0.98%	<b>-1.68%</b>	-0.25%
10/25/2017	0.58%	0.062%	-5.27%	<b>-5.98%</b>	0.02%
10/26/2017	1.14%	-0.731%	2.07%	<b>1.36%</b>	-0.77%
10/27/2017	-1.93%	0.164%	3.30%	<b>2.59%</b>	0.13%
10/28/2017	0.00%	0.000%	-2.07%	<b>-2.77%</b>	-0.04%
10/29/2017	-0.46%	0.000%	-0.51%	<b>-1.21%</b>	-0.04%
10/30/2017	-1.47%	0.459%	6.34%	<b>5.63%</b>	0.42%
10/31/2017	0.29%	-0.552%	0.16%	<b>-0.55%</b>	-0.59%
11/1/2017	-0.21%	0.537%	4.54%	<b>3.83%</b>	0.50%
11/2/2017	-0.97%	0.062%	4.65%	<b>3.94%</b>	0.02%
11/3/2017	-0.68%	-0.684%	3.93%	<b>3.23%</b>	-0.72%
11/4/2017	0.00%	0.000%	3.15%	<b>2.44%</b>	-0.04%
11/5/2017	0.43%	0.000%	2.44%	<b>1.74%</b>	-0.04%
11/6/2017	-1.07%	0.978%	0.60%	<b>-0.10%</b>	0.94%
11/7/2017	-0.09%	-0.441%	-5.77%	<b>-6.48%</b>	-0.48%
11/8/2017	0.77%	0.627%	1.03%	<b>0.32%</b>	0.59%
11/9/2017	0.26%	0.300%	3.95%	<b>3.24%</b>	0.26%
11/10/2017	2.62%	-1.020%	-2.76%	<b>-3.46%</b>	-1.06%
11/11/2017	0.00%	0.000%	-9.04%	<b>-9.74%</b>	-0.04%
11/12/2017	-0.17%	0.000%	-3.90%	<b>-4.60%</b>	-0.04%
11/13/2017	0.37%	0.372%	-5.58%	<b>-6.29%</b>	0.33%
11/14/2017	-1.34%	0.309%	8.39%	<b>7.69%</b>	0.27%
11/15/2017	-2.08%	-0.410%	2.02%	<b>1.32%</b>	-0.45%
11/16/2017	2.08%	0.031%	9.48%	<b>8.77%</b>	-0.01%
11/17/2017	-1.27%	1.415%	7.36%	<b>6.65%</b>	1.38%
11/18/2017	0.00%	0.000%	-1.45%	<b>-2.16%</b>	-0.04%
11/19/2017	-0.30%	0.000%	0.72%	<b>0.01%</b>	-0.04%
11/20/2017	1.27%	-1.625%	3.52%	<b>2.81%</b>	-1.66%
11/21/2017	-0.42%	0.511%	2.38%	<b>1.67%</b>	0.47%
11/22/2017	-1.58%	0.815%	-1.39%	<b>-2.09%</b>	0.78%
11/23/2017	0.22%	-1.066%	1.22%	<b>0.51%</b>	-1.10%
11/24/2017	0.60%	0.682%	-2.07%	<b>-2.77%</b>	0.64%
11/25/2017	0.00%	0.000%	2.03%	<b>1.33%</b>	-0.04%
11/26/2017	0.09%	0.000%	6.07%	<b>5.36%</b>	-0.04%
11/27/2017	-0.47%	0.544%	6.38%	<b>5.68%</b>	0.51%
11/28/2017	-0.21%	0.023%	3.56%	<b>2.85%</b>	-0.01%
11/29/2017	2.63%	-0.983%	2.71%	<b>2.01%</b>	-1.02%
11/30/2017	1.12%	-0.736%	-1.38%	<b>-2.08%</b>	-0.77%
12/1/2017	-2.18%	0.427%	0.88%	<b>0.18%</b>	0.39%
12/2/2017	0.00%	0.000%	8.86%	<b>8.15%</b>	-0.04%
12/3/2017	2.42%	0.000%	1.26%	<b>0.56%</b>	-0.04%
12/4/2017	-2.04%	-0.357%	4.17%	<b>3.46%</b>	-0.39%
12/5/2017	-0.80%	-1.000%	1.03%	<b>0.33%</b>	-1.04%
12/6/2017	-0.55%	0.094%	1.94%	<b>1.24%</b>	0.06%
12/7/2017	0.94%	-1.033%	13.74%	<b>13.03%</b>	-1.07%
12/8/2017	0.68%	-0.373%	18.78%	<b>18.07%</b>	-0.41%
12/9/2017	0.00%	0.000%	-3.55%	<b>-4.25%</b>	-0.04%

12/10/2017	0.29%	0.000%	-7.75%	<b>-8.45%</b>	-0.04%
12/11/2017	0.21%	-0.119%	5.01%	<b>4.30%</b>	-0.16%
12/12/2017	0.54%	-0.415%	9.83%	<b>9.12%</b>	-0.45%
12/13/2017	-2.32%	0.558%	2.82%	<b>2.12%</b>	0.52%
12/14/2017	0.04%	0.674%	-5.76%	<b>-6.47%</b>	0.64%
12/15/2017	0.09%	0.039%	1.27%	<b>0.57%</b>	0.00%
12/16/2017	0.00%	0.000%	6.16%	<b>5.45%</b>	-0.04%
12/17/2017	0.76%	0.000%	8.81%	<b>8.10%</b>	-0.04%
12/18/2017	1.05%	0.630%	-1.08%	<b>-1.79%</b>	0.59%
12/19/2017	2.68%	-0.102%	-0.27%	<b>-0.97%</b>	-0.14%
12/20/2017	1.53%	0.431%	-7.69%	<b>-8.40%</b>	0.39%
12/21/2017	-0.52%	0.094%	-6.10%	<b>-6.81%</b>	0.06%
12/22/2017	0.04%	0.639%	-4.98%	<b>-5.68%</b>	0.60%
12/23/2017	0.00%	0.000%	-11.09%	<b>-11.79%</b>	-0.04%
12/24/2017	0.00%	0.000%	2.73%	<b>2.02%</b>	-0.04%
12/25/2017	0.28%	-0.787%	-3.29%	<b>-4.00%</b>	-0.82%
12/26/2017	-0.72%	1.468%	-0.30%	<b>-1.00%</b>	1.43%
12/27/2017	-2.50%	0.293%	11.73%	<b>11.02%</b>	0.26%
12/28/2017	0.87%	0.453%	-1.57%	<b>-2.28%</b>	0.42%
12/29/2017	-1.20%	0.929%	-6.56%	<b>-7.27%</b>	0.89%
12/30/2017	0.00%	0.000%	-0.01%	<b>-0.71%</b>	-0.04%
12/31/2017	0.00%	0.000%	-13.46%	<b>-14.17%</b>	-0.04%

	TASA LIBRE DE RIESGO (TES USA)	RENDIMIENTO DEL ORO	RENDIMIENTO DEL BITCOIN
PROMEDIO	<b>-0.00464%</b>	<b>0.04%</b>	<b>0.71%</b>
SUMATORIA		<b>13.60%</b>	<b>256.81%</b>

<b>Bitcoin VS Oro</b>	
VOLATILIDAD (VARIANZA DEL BITCOIN)	<b>0.20%</b>
VOLATILIDAD(VARIANZA DEL ORO)	0.01%
RIESGO (DESVIACION DEL BITCOIN)	<b>4.468%</b>
RIESGO(DESVIACION DEL ORO)	0.841%
COVARIANZA DEL BITCOIN	<b>0.1997%</b>
CORRELACION DEL BITCOIN CON EL ORO	<b>531.4741%</b>
BETA(RIESGO DEL BITCOIN VS ORO: Riesgo sistemático)	<b>2824.6467%</b>
PRIMA DE RIESGO DEL BITCOIN	20.0597%
PRIMA DE RIESGO DEL ORO	<b>0.7102%</b>
RETORNO ESPERADO SEGÚN CAPM	20.0551%

CUADRADO DEL RENDIMIENTO BITCOIN - RENDIMIENTO PROMEDIO DEL BITCOIN	CUADRADO DEL RENDIMIENTO ORO - RENDIMIENTO PROMEDIO ORO	(CUADRADO DEL RENDIMIENTO BITCOIN - RENDIMIENTO PROMEDIO DEL BITCOIN)*(CUADRADO DEL RENDIMIENTO ORO - RENDIMIENTO PROMEDIO ORO)
0.059%	0.00%	-9.09595E-06
0.018%	0.01%	0.000102084
0.024%	0.05%	0.000361501
0.035%	0.01%	-0.000143821
0.669%	0.00%	0.000573116
1.126%	0.00%	3.96353E-05
0.004%	0.00%	2.41528E-06
0.000%	0.01%	6.50288E-07
0.027%	0.00%	-3.58183E-06
0.000%	0.01%	1.64556E-05
1.789%	0.06%	-0.003187944
0.001%	0.06%	6.74066E-05
0.032%	0.00%	-6.66724E-06
0.003%	0.00%	-3.46176E-05
0.013%	0.00%	9.02882E-06
0.004%	0.01%	4.45987E-05
0.491%	0.00%	-6.66778E-05
0.055%	0.01%	-0.000276858
0.014%	0.00%	3.13686E-05
0.012%	0.00%	4.15156E-06
0.049%	0.00%	-8.23953E-06
0.003%	0.01%	-4.37438E-05
0.028%	0.06%	0.000416723
0.076%	0.01%	0.000307341
0.007%	0.00%	5.82422E-05
0.016%	0.04%	0.000247017
0.000%	0.00%	4.79695E-07
0.003%	0.00%	1.89526E-06
0.017%	0.00%	-4.81298E-05
0.000%	0.01%	4.63352E-06
0.107%	0.03%	0.000579934
0.026%	0.01%	-0.000190229
0.046%	0.05%	0.000457166
0.000%	0.00%	-3.58707E-07
0.004%	0.00%	-2.43756E-06
0.049%	0.01%	-0.000193993
0.004%	0.00%	1.58532E-05
0.027%	0.00%	3.17142E-05
0.004%	0.00%	1.39663E-05
0.638%	0.04%	0.00160659
0.000%	0.00%	-8.31195E-07
0.011%	0.00%	-3.96896E-06
0.018%	0.01%	0.000115172
0.010%	0.04%	-0.000191073
0.001%	0.00%	2.19168E-05
0.007%	0.00%	-5.42427E-05
0.049%	0.00%	-5.89051E-05

0.011%	0.00%	-3.94124E-06
0.001%	0.04%	7.17861E-05
0.019%	0.00%	-4.92378E-06
0.029%	0.00%	-1.59824E-05
0.107%	0.00%	-0.000158265
0.001%	0.11%	-9.28561E-05
0.090%	0.00%	0.00014581
0.002%	0.00%	-1.6973E-06
0.080%	0.00%	1.05654E-05
0.005%	0.00%	1.21632E-06
0.007%	0.05%	-0.000186331
0.004%	0.02%	-9.71986E-05
0.032%	0.02%	-0.000248146
0.041%	0.06%	-0.000497768
0.025%	0.00%	-5.85598E-06
0.041%	0.00%	7.57615E-06
0.002%	0.03%	-7.89763E-05
0.000%	0.08%	3.39911E-05
0.126%	0.02%	-0.000500725
0.528%	0.00%	0.00039343
0.025%	0.05%	-0.000342089
0.061%	0.00%	9.21988E-06
0.000%	0.00%	8.20958E-07
0.091%	0.04%	0.00063813
0.005%	0.04%	-0.000140216
0.000%	0.03%	-1.83125E-05
0.000%	0.04%	2.75722E-05
0.365%	0.02%	0.000874233
0.746%	0.00%	3.22594E-05
1.160%	0.00%	4.02404E-05
0.051%	0.00%	6.44637E-05
0.011%	0.07%	0.000267722
0.298%	0.00%	0.000108405
0.493%	0.00%	0.000180895
0.011%	0.02%	0.000155851
0.725%	0.00%	3.17986E-05
0.015%	0.00%	4.57916E-06
0.010%	0.04%	0.000212821
0.253%	0.03%	-0.000815611
0.004%	0.00%	-1.26746E-05
0.009%	0.01%	-8.34836E-05
0.007%	0.00%	-1.73015E-05
0.070%	0.00%	-9.84958E-06
0.004%	0.00%	-2.28254E-06
0.001%	0.00%	5.43381E-06
0.120%	0.00%	0.000101244
0.008%	0.01%	7.09651E-05
0.023%	0.00%	-5.28983E-05
0.131%	0.00%	0.000108678
0.000%	0.00%	-4.01283E-07
0.018%	0.00%	5.06606E-06
0.011%	0.04%	-0.000204195
0.001%	0.10%	-8.01696E-05
0.000%	0.00%	3.90378E-06
0.009%	0.01%	-7.16339E-05
0.149%	0.02%	0.000572232
0.001%	0.00%	1.3745E-06
0.004%	0.00%	2.37685E-06
0.001%	0.03%	-4.92941E-05

0.001%	0.02%	-5.21848E-05
0.013%	0.00%	7.43495E-05
0.011%	0.02%	0.000159633
0.020%	0.04%	0.000268161
0.000%	0.00%	5.59243E-07
0.002%	0.00%	1.71607E-06
0.005%	0.01%	6.32598E-05
0.004%	0.06%	0.000157444
0.005%	0.02%	9.79003E-05
0.015%	0.00%	1.15329E-05
0.030%	0.00%	2.56042E-05
0.006%	0.00%	2.83174E-06
0.001%	0.00%	-1.07055E-06
0.000%	0.01%	3.97784E-06
0.161%	0.00%	2.89877E-05
0.040%	0.00%	-0.000140872
0.051%	0.03%	-0.000372583
0.041%	0.00%	-3.18568E-05
0.036%	0.00%	7.13558E-06
0.019%	0.00%	-5.09957E-06
0.002%	0.00%	9.77955E-07
0.191%	0.01%	-0.000403143
0.184%	0.00%	8.10868E-05
0.018%	0.00%	5.3618E-05
0.061%	0.00%	5.20072E-05
0.633%	0.00%	2.9718E-05
0.104%	0.00%	-1.20521E-05
0.001%	0.00%	3.96029E-06
0.178%	0.00%	-0.000199943
0.005%	0.03%	0.000117596
0.118%	0.00%	-0.000174155
0.109%	0.00%	5.81827E-06
0.084%	0.00%	-1.08012E-05
0.117%	0.00%	-1.27828E-05
0.004%	0.00%	-3.87942E-05
0.183%	0.00%	-0.000213485
0.242%	0.00%	-0.000111047
0.467%	0.00%	0.000167396
0.144%	0.01%	-0.000325742
0.752%	0.00%	3.23862E-05
0.471%	0.03%	0.001103752
0.164%	0.00%	-6.39832E-05
0.182%	0.01%	0.000519831
0.149%	0.01%	-0.000273058
0.169%	0.00%	-0.000184417
0.131%	0.01%	0.000272629
0.039%	0.00%	-7.39563E-06
0.028%	0.00%	-6.25329E-06
0.007%	0.00%	-1.32576E-05
0.274%	0.01%	0.000573435
0.364%	0.00%	-0.000224748
0.419%	0.01%	0.000705027
0.053%	0.00%	-0.000150728
0.001%	0.00%	-9.72386E-07
0.036%	0.00%	-7.13496E-06
0.038%	0.00%	-4.34385E-05
2.021%	0.00%	8.62697E-05
0.148%	0.00%	0.000200772
0.938%	0.03%	0.001652281



0.218%	0.00%	-5.22833E-05
0.134%	0.00%	-1.36688E-05
0.247%	0.00%	-1.85625E-05
0.233%	0.01%	0.000386985
0.042%	0.00%	-5.9336E-05
0.216%	0.00%	6.74087E-05
0.132%	0.00%	-9.27545E-05
0.008%	0.00%	4.87874E-05
0.003%	0.00%	2.1005E-06
0.379%	0.00%	2.30004E-05
0.052%	0.01%	0.000188396
0.312%	0.00%	-5.65329E-06
0.123%	0.00%	5.0695E-05
0.005%	0.00%	-2.06156E-05
0.009%	0.00%	3.20266E-05
0.103%	0.00%	1.19918E-05
0.111%	0.00%	1.24529E-05
0.063%	0.04%	-0.000475171
0.023%	0.01%	-0.000118332
0.006%	0.01%	6.99439E-05
0.000%	0.00%	2.06904E-06
0.020%	0.01%	0.000161857
0.194%	0.00%	1.64579E-05
0.019%	0.00%	-5.17882E-06
0.045%	0.00%	-5.41933E-05
0.553%	0.00%	-6.88258E-05
0.077%	0.00%	-8.60272E-05
0.072%	0.00%	-5.33322E-05
0.085%	0.01%	-0.000228539
0.401%	0.00%	2.36485E-05
0.931%	0.00%	3.60406E-05
0.384%	0.00%	-0.00028952
1.631%	0.00%	0.00077638
0.292%	0.00%	-2.01904E-05
0.105%	0.00%	-7.00572E-05
3.576%	0.00%	0.001242762
0.197%	0.00%	1.6587E-05
0.293%	0.00%	-2.02252E-05
0.095%	0.00%	2.12535E-05
0.006%	0.00%	1.61559E-05
0.803%	0.00%	0.000238443
0.028%	0.01%	-0.000136199
0.356%	0.00%	0.000387276
0.086%	0.00%	-1.09644E-05
0.091%	0.00%	1.12561E-05
0.000%	0.00%	-1.71119E-06
0.072%	0.00%	0.00011336
0.183%	0.00%	4.58135E-05
0.033%	0.00%	6.22294E-05
0.064%	0.01%	-0.000204487
0.025%	0.00%	-5.9604E-06
1.647%	0.00%	-4.79346E-05
0.027%	0.00%	3.55117E-06
0.138%	0.00%	-6.92748E-05
0.000%	0.02%	4.69833E-07
0.069%	0.01%	-0.00020904
0.021%	0.00%	3.56953E-05
0.267%	0.00%	-1.93104E-05
0.380%	0.00%	-2.30221E-05

0.148%	0.00%	-0.00011881
0.204%	0.01%	-0.000390129
0.185%	0.00%	-9.03331E-05
0.230%	0.00%	0.000329611
0.080%	0.00%	3.00542E-05
0.249%	0.00%	1.86472E-05
0.001%	0.00%	-1.13209E-06
0.032%	0.00%	-6.54947E-05
0.078%	0.00%	0.000132381
0.023%	0.00%	3.47042E-05
0.004%	0.00%	-1.62922E-05
0.077%	0.00%	0.000114902
0.006%	0.00%	-2.90529E-06
0.013%	0.00%	4.33772E-06
0.004%	0.02%	-8.13735E-05
0.000%	0.00%	1.56672E-06
0.158%	0.00%	-0.000158844
0.009%	0.00%	-5.26024E-05
0.066%	0.00%	0.000151833
0.077%	0.00%	-1.03738E-05
0.557%	0.00%	2.67686E-05
0.004%	0.00%	1.777E-05
0.705%	0.02%	-0.001055048
0.090%	0.00%	-0.000130832
0.114%	0.01%	0.000279174
0.000%	0.00%	-7.65043E-07
0.621%	0.00%	2.94265E-05
0.013%	0.00%	4.33126E-06
0.035%	0.01%	0.000218292
0.022%	0.00%	4.00253E-05
0.041%	0.00%	7.74309E-05
0.712%	0.00%	-6.92086E-05
2.498%	0.00%	0.000542854
1.094%	0.00%	-3.90799E-05
0.005%	0.00%	2.59295E-06
0.001%	0.01%	3.96369E-05
0.731%	0.00%	-4.48815E-05
0.211%	0.00%	-0.000180247
0.008%	0.03%	0.000151097
0.665%	0.00%	-0.000137836
0.016%	0.00%	4.73226E-06
0.158%	0.00%	-1.48665E-05
0.128%	0.01%	-0.000370553
0.376%	0.01%	-0.000483223
0.023%	0.01%	0.000163538
0.454%	0.00%	2.14724E-05
0.012%	0.00%	3.62269E-05
0.011%	0.00%	3.87394E-06
0.130%	0.00%	-1.3476E-05
0.000%	0.01%	1.10939E-05
0.000%	0.00%	2.89261E-06
0.074%	0.00%	-3.62544E-05
0.082%	0.00%	8.86024E-05
0.033%	0.00%	1.57433E-05
0.000%	0.00%	-5.40323E-07
0.003%	0.00%	-1.91141E-06
0.109%	0.01%	0.000247897
0.101%	0.00%	0.000208342
0.001%	0.00%	1.15019E-05

0.026%	0.00%	8.97676E-05
0.993%	0.00%	0.000577676
0.054%	0.00%	-8.66816E-06
0.030%	0.00%	-6.45559E-06
0.077%	0.00%	4.41819E-05
0.010%	0.02%	-0.000131102
0.111%	0.00%	9.4715E-05
0.062%	0.00%	-0.000119019
0.071%	0.01%	-0.000206607
0.206%	0.00%	-1.69619E-05
0.000%	0.00%	7.38194E-07
0.044%	0.00%	-1.89275E-06
0.028%	0.00%	4.14341E-05
0.357%	0.00%	-1.47267E-05
0.019%	0.01%	-0.000104478
0.067%	0.00%	3.27822E-05
0.077%	0.00%	1.03644E-05
0.015%	0.00%	4.52717E-06
0.318%	0.00%	0.000237338
0.003%	0.00%	3.22857E-05
0.147%	0.00%	0.000191275
0.155%	0.00%	9.72038E-06
0.104%	0.01%	-0.000232839
0.060%	0.00%	-9.11407E-06
0.030%	0.00%	-6.48629E-06
0.000%	0.01%	-9.5767E-06
0.420%	0.00%	0.000310149
0.001%	0.00%	1.89054E-05
0.105%	0.00%	8.5259E-05
0.120%	0.01%	0.000366178
0.949%	0.00%	3.63903E-05
0.212%	0.00%	1.71935E-05
0.396%	0.00%	-0.000210628
0.591%	0.00%	0.000208988
0.017%	0.00%	-5.88966E-05
0.770%	0.00%	-5.58643E-06
0.443%	0.02%	0.000916919
0.047%	0.00%	8.06294E-06
0.000%	0.00%	-3.97521E-08
0.079%	0.03%	-0.000467703
0.028%	0.00%	7.91728E-05
0.044%	0.01%	-0.000162722
0.003%	0.01%	-5.6389E-05
0.077%	0.00%	-0.000178775
0.018%	0.00%	-4.95475E-06
0.288%	0.00%	-2.00298E-05
0.322%	0.00%	0.000287792
0.081%	0.00%	-4.10772E-06
0.040%	0.01%	-0.000204773
0.043%	0.01%	0.000160973
0.000%	0.00%	6.8577E-06
0.665%	0.00%	-3.0459E-05
0.003%	0.00%	-2.07613E-06
0.120%	0.00%	-0.0001365
0.001%	0.01%	-3.38848E-05
0.015%	0.00%	7.03865E-06
1.699%	0.01%	-0.001394794
3.266%	0.00%	-0.000741976
0.181%	0.00%	1.58917E-05

<b>0.715%</b>	0.00%	3.15773E-05
<b>0.185%</b>	0.00%	-6.74207E-05
<b>0.833%</b>	0.00%	-0.000412745
<b>0.045%</b>	0.00%	0.000110272
<b>0.418%</b>	0.00%	-0.000411515
<b>0.003%</b>	0.00%	1.20682E-07
<b>0.297%</b>	0.00%	-2.03637E-05
<b>0.657%</b>	0.00%	-3.02746E-05
<b>0.032%</b>	0.00%	-0.000105848
<b>0.010%</b>	0.00%	1.35918E-05
<b>0.705%</b>	0.00%	-0.00033056
<b>0.463%</b>	0.00%	-3.84248E-05
<b>0.323%</b>	0.00%	-0.000341729
<b>1.391%</b>	0.00%	4.4051E-05
<b>0.041%</b>	0.00%	-7.54612E-06
<b>0.160%</b>	0.01%	0.000329538
<b>0.010%</b>	0.02%	-0.000143526
<b>1.215%</b>	0.00%	0.000281369
<b>0.052%</b>	0.00%	-9.4514E-05
<b>0.528%</b>	0.01%	-0.000648269
<b>0.005%</b>	0.00%	2.65436E-06
<b>2.008%</b>	0.00%	5.29333E-05

<b>72.68%</b>	<b>2.57%</b>	<b>0.31%</b>
---------------	--------------	--------------

MODELO CAPM

DIAS

364

1

2

3

4

FECHA	TASA LIBRE DE RIESGO (TES USA)	RENDIMIENTO DEL COBRE	RENDIMIENTO DEL BITCOIN	RENDIMIENTO BITCOIN - RENDIMIENTO PROMEDIO	RENDIMIENTO DEL PETROLEO WTI - RENDIMIENTO PROMEDIO DEL COBRE
1/2/2017	0.00%	0.000%	3.14%	2.44%	-0.07%
1/3/2017	0.08%	-1.282%	2.03%	1.32%	-1.35%
1/4/2017	-0.29%	2.665%	2.25%	1.55%	2.59%
1/5/2017	-3.88%	-0.709%	2.59%	1.88%	-0.78%
1/6/2017	3.06%	0.316%	-7.47%	-8.18%	0.24%
1/7/2017	0.00%	0.000%	-9.90%	-10.61%	-0.07%
1/8/2017	0.00%	0.000%	0.06%	-0.65%	-0.07%
1/9/2017	-2.21%	-0.316%	0.71%	0.01%	-0.39%
1/10/2017	0.38%	2.845%	-0.94%	-1.64%	2.77%
1/11/2017	-0.29%	-0.077%	0.88%	0.18%	-0.15%
1/12/2017	-0.38%	2.243%	-12.67%	-13.37%	2.17%
1/13/2017	1.55%	0.749%	0.43%	-0.27%	0.68%
1/14/2017	0.00%	0.000%	2.49%	1.78%	-0.07%
1/15/2017	0.00%	0.929%	0.16%	-0.55%	0.86%
1/16/2017	-0.84%	-1.602%	-0.44%	-1.14%	-1.68%
1/17/2017	-2.25%	-1.743%	1.32%	0.62%	-1.82%
1/18/2017	4.33%	-0.306%	7.71%	7.01%	-0.38%
1/19/2017	1.72%	-0.230%	-1.65%	-2.35%	-0.30%
1/20/2017	-0.12%	0.575%	1.89%	1.19%	0.50%
1/21/2017	0.00%	0.000%	-0.41%	-1.11%	-0.07%
1/22/2017	-1.14%	0.000%	2.91%	2.21%	-0.07%
1/23/2017	-1.57%	0.837%	0.18%	-0.53%	0.76%
1/24/2017	2.63%	2.285%	-0.96%	-1.67%	2.21%
1/25/2017	2.01%	0.111%	-2.05%	-2.75%	0.04%
1/26/2017	-0.12%	-1.378%	-0.14%	-0.84%	-1.45%
1/27/2017	-1.04%	0.524%	1.96%	1.25%	0.45%
1/28/2017	0.00%	0.000%	0.58%	-0.13%	-0.07%
1/29/2017	-0.28%	0.000%	0.20%	-0.51%	-0.07%
1/30/2017	0.44%	-1.239%	-0.61%	-1.32%	-1.31%
1/31/2017	-0.97%	2.757%	0.65%	-0.05%	2.68%
2/1/2017	0.45%	-0.627%	3.97%	3.27%	-0.70%
2/2/2017	-0.12%	-0.966%	2.32%	1.61%	-1.04%
2/3/2017	-0.28%	-2.572%	2.85%	2.14%	-2.65%
2/4/2017	0.00%	0.000%	0.80%	0.10%	-0.07%
2/5/2017	0.20%	0.000%	1.36%	0.65%	-0.07%
2/6/2017	-2.25%	1.370%	-1.51%	-2.22%	1.30%
2/7/2017	-0.83%	-0.759%	1.30%	0.60%	-0.83%
2/8/2017	-2.41%	1.286%	2.35%	1.64%	1.21%
2/9/2017	2.41%	-0.452%	0.11%	-0.59%	-0.53%
2/10/2017	0.50%	4.215%	-7.28%	-7.99%	4.14%
2/11/2017	0.00%	0.000%	0.93%	0.22%	-0.07%
2/12/2017	0.66%	0.000%	1.77%	1.06%	-0.07%
2/13/2017	0.45%	0.506%	-0.65%	-1.35%	0.43%
2/14/2017	1.47%	-1.634%	-0.31%	-1.01%	-1.71%
2/15/2017	1.01%	0.183%	1.07%	0.36%	0.11%
2/16/2017	-2.02%	-0.734%	-0.15%	-0.85%	-0.81%
2/17/2017	-1.11%	-0.406%	2.91%	2.21%	-0.48%

2/18/2017	0.00%	0.000%	1.76%	1.06%	-0.07%
2/19/2017	0.00%	0.185%	0.35%	-0.36%	0.11%
2/20/2017	0.66%	1.465%	-0.69%	-1.39%	1.39%
2/21/2017	-0.21%	-0.182%	2.41%	1.70%	-0.26%
2/22/2017	-0.66%	-0.475%	3.98%	3.28%	-0.55%
2/23/2017	-1.63%	-3.312%	0.42%	-0.28%	-3.39%
2/24/2017	-2.60%	1.390%	3.70%	2.99%	1.32%
2/25/2017	0.00%	0.000%	1.16%	0.45%	-0.07%
2/26/2017	0.30%	0.000%	-2.12%	-2.83%	-0.07%
2/27/2017	1.92%	0.298%	1.41%	0.70%	0.22%
2/28/2017	1.26%	0.593%	1.52%	0.81%	0.52%
3/1/2017	2.51%	0.847%	0.09%	-0.62%	0.77%
3/2/2017	0.97%	-1.776%	2.48%	1.78%	-1.85%
3/3/2017	0.00%	0.298%	2.72%	2.01%	0.22%
3/4/2017	0.00%	0.000%	2.27%	1.57%	-0.07%
3/5/2017	-0.24%	0.000%	-1.32%	-2.03%	-0.07%
3/6/2017	0.72%	-1.651%	0.27%	-0.43%	-1.72%
3/7/2017	0.96%	-1.256%	0.58%	-0.12%	-1.33%
3/8/2017	1.65%	-0.692%	-2.85%	-3.55%	-0.77%
3/9/2017	1.90%	-0.852%	-6.56%	-7.26%	-0.93%
3/10/2017	-1.31%	0.659%	2.28%	1.58%	0.59%
3/11/2017	0.00%	0.000%	-1.76%	-2.47%	-0.07%
3/12/2017	0.27%	0.000%	0.49%	-0.22%	-0.07%
3/13/2017	1.69%	1.115%	3.73%	3.02%	1.04%
3/14/2017	-0.92%	0.305%	1.38%	0.67%	0.23%
3/15/2017	-4.00%	0.835%	0.60%	-0.10%	0.76%
3/16/2017	1.47%	0.753%	0.84%	0.13%	0.68%
3/17/2017	-1.43%	0.486%	-5.34%	-6.04%	0.41%
3/18/2017	-0.04%	0.000%	-7.93%	-8.64%	-0.07%
3/19/2017	0.00%	0.000%	-10.07%	-10.77%	-0.07%
3/20/2017	-1.49%	-0.900%	2.96%	2.25%	-0.97%
3/21/2017	-1.93%	-1.709%	1.75%	1.04%	-1.78%
3/22/2017	-0.54%	0.459%	6.16%	5.46%	0.39%
3/23/2017	0.62%	0.533%	-6.32%	-7.02%	0.46%
3/24/2017	0.00%	-0.494%	-0.34%	-1.05%	-0.57%
3/25/2017	0.00%	0.000%	-7.81%	-8.51%	-0.07%
3/26/2017	-1.42%	0.000%	-0.52%	-1.23%	-0.07%
3/27/2017	-0.25%	0.076%	1.71%	1.01%	0.00%
3/28/2017	1.75%	1.662%	5.74%	5.03%	1.59%
3/29/2017	-1.67%	0.037%	1.35%	0.65%	-0.04%
3/30/2017	1.71%	-0.187%	-0.26%	-0.96%	-0.26%
3/31/2017	-1.33%	-0.678%	-0.13%	-0.84%	-0.75%
4/1/2017	0.00%	0.000%	3.34%	2.64%	-0.07%
4/2/2017	0.25%	0.000%	1.32%	0.61%	-0.07%
4/3/2017	-3.05%	-1.869%	0.99%	0.29%	-1.94%
4/4/2017	1.75%	0.307%	4.18%	3.47%	0.23%
4/5/2017	-1.06%	2.613%	-0.17%	-0.87%	2.54%
4/6/2017	0.09%	-0.750%	-0.81%	-1.52%	-0.82%
4/7/2017	1.74%	-0.377%	4.33%	3.63%	-0.45%
4/8/2017	0.00%	0.000%	0.81%	0.11%	-0.07%
4/9/2017	0.00%	0.000%	-0.65%	-1.36%	-0.07%
4/10/2017	-0.67%	-1.639%	1.77%	1.06%	-1.71%
4/11/2017	-2.92%	0.154%	0.45%	-0.26%	0.08%
4/12/2017	-2.38%	-2.408%	0.85%	0.15%	-2.48%
4/13/2017	-0.54%	1.017%	-0.27%	-0.97%	0.94%
4/14/2017	0.00%	0.000%	-3.16%	-3.86%	-0.07%
4/15/2017	0.00%	0.000%	0.34%	-0.37%	-0.07%
4/16/2017	-1.54%	0.000%	0.07%	-0.64%	-0.07%
4/17/2017	2.25%	0.968%	0.41%	-0.30%	0.89%

4/18/2017	-3.44%	-2.576%	1.08%	<b>0.38%</b>	-2.65%
4/19/2017	2.01%	0.198%	1.85%	<b>1.15%</b>	0.12%
4/20/2017	0.90%	0.276%	-0.34%	<b>-1.05%</b>	0.20%
4/21/2017	0.45%	-0.158%	2.11%	<b>1.41%</b>	-0.23%
4/22/2017	0.00%	0.000%	0.56%	<b>-0.15%</b>	-0.07%
4/23/2017	0.00%	0.000%	0.25%	<b>-0.46%</b>	-0.07%
4/24/2017	1.19%	0.668%	0.01%	<b>-0.69%</b>	0.59%
4/25/2017	2.65%	1.090%	0.05%	<b>-0.65%</b>	1.02%
4/26/2017	-1.29%	0.348%	1.44%	<b>0.73%</b>	0.27%
4/27/2017	-0.17%	-0.425%	1.92%	<b>1.22%</b>	-0.50%
4/28/2017	-0.48%	0.618%	2.42%	<b>1.72%</b>	0.55%
4/29/2017	0.00%	0.000%	-0.05%	<b>-0.76%</b>	-0.07%
4/30/2017	-0.39%	0.000%	0.99%	<b>0.29%</b>	-0.07%
5/1/2017	1.83%	2.059%	0.67%	<b>-0.04%</b>	1.99%
5/2/2017	-1.52%	-0.948%	4.72%	<b>4.01%</b>	-1.02%
5/3/2017	1.52%	-3.568%	2.70%	<b>2.00%</b>	-3.64%
5/4/2017	1.28%	-1.231%	2.97%	<b>2.27%</b>	-1.30%
5/5/2017	-0.09%	0.677%	2.73%	<b>2.02%</b>	0.60%
5/6/2017	0.00%	0.000%	-1.20%	<b>-1.91%</b>	-0.07%
5/7/2017	0.42%	0.000%	2.07%	<b>1.37%</b>	-0.07%
5/8/2017	1.22%	-1.319%	0.25%	<b>-0.46%</b>	-1.39%
5/9/2017	0.38%	0.161%	5.07%	<b>4.37%</b>	0.09%
5/10/2017	0.50%	-0.121%	5.00%	<b>4.29%</b>	-0.19%
5/11/2017	-0.71%	0.561%	2.05%	<b>1.35%</b>	0.49%
5/12/2017	-2.84%	0.677%	3.17%	<b>2.46%</b>	0.60%
5/13/2017	0.00%	0.000%	-7.25%	<b>-7.96%</b>	-0.07%
5/14/2017	-0.09%	0.000%	3.93%	<b>3.23%</b>	-0.07%
5/15/2017	0.81%	0.594%	0.98%	<b>0.27%</b>	0.52%
5/16/2017	-0.73%	0.473%	-3.52%	<b>-4.22%</b>	0.40%
5/17/2017	-4.53%	-0.118%	1.39%	<b>0.69%</b>	-0.19%
5/18/2017	0.22%	-0.631%	4.14%	<b>3.43%</b>	-0.70%
5/19/2017	0.31%	1.882%	4.01%	<b>3.30%</b>	1.81%
5/20/2017	0.00%	0.000%	3.60%	<b>2.89%</b>	-0.07%
5/21/2017	0.54%	0.000%	4.13%	<b>3.42%</b>	-0.07%
5/22/2017	0.22%	0.581%	0.06%	<b>-0.65%</b>	0.51%
5/23/2017	1.32%	0.077%	4.99%	<b>4.28%</b>	0.00%
5/24/2017	-1.32%	-0.503%	5.63%	<b>4.92%</b>	-0.58%
5/25/2017	0.13%	0.542%	7.54%	<b>6.83%</b>	0.47%
5/26/2017	-0.22%	-1.281%	-3.09%	<b>-3.79%</b>	-1.35%
5/27/2017	0.00%	0.000%	-7.96%	<b>-8.67%</b>	-0.07%
5/28/2017	0.00%	0.468%	-6.16%	<b>-6.86%</b>	0.39%
5/29/2017	-0.31%	-0.234%	4.75%	<b>4.05%</b>	-0.31%
5/30/2017	-1.57%	-0.156%	4.97%	<b>4.27%</b>	-0.23%
5/31/2017	-0.09%	0.623%	-3.15%	<b>-3.86%</b>	0.55%
6/1/2017	0.32%	0.271%	4.82%	<b>4.11%</b>	0.20%
6/2/2017	-2.47%	-0.504%	4.33%	<b>3.63%</b>	-0.58%
6/3/2017	0.00%	0.000%	2.69%	<b>1.98%</b>	-0.07%
6/4/2017	0.00%	0.000%	2.38%	<b>1.67%</b>	-0.07%
6/5/2017	1.11%	-0.663%	-0.15%	<b>-0.85%</b>	-0.74%
6/6/2017	-1.76%	-0.353%	5.94%	<b>5.24%</b>	-0.43%
6/7/2017	1.43%	0.157%	6.74%	<b>6.03%</b>	0.08%
6/8/2017	0.73%	2.250%	-5.77%	<b>-6.48%</b>	2.18%
6/9/2017	0.46%	1.485%	3.00%	<b>2.30%</b>	1.41%
6/10/2017	0.00%	0.000%	0.97%	<b>0.26%</b>	-0.07%
6/11/2017	0.41%	0.000%	2.62%	<b>1.91%</b>	-0.07%
6/12/2017	0.18%	-1.293%	2.65%	<b>1.94%</b>	-1.37%
6/13/2017	-0.18%	-0.730%	-13.51%	<b>-14.22%</b>	-0.80%
6/14/2017	-3.87%	-0.852%	4.56%	<b>3.85%</b>	-0.93%
6/15/2017	1.72%	-0.273%	-8.98%	<b>-9.68%</b>	-0.35%

6/16/2017	-0.51%	-0.078%	-3.96%	<b>-4.67%</b>	-0.15%
6/17/2017	0.00%	0.000%	4.36%	<b>3.66%</b>	-0.07%
6/18/2017	0.19%	0.000%	5.67%	<b>4.97%</b>	-0.07%
6/19/2017	1.56%	1.087%	-4.12%	<b>-4.83%</b>	1.01%
6/20/2017	-1.61%	-1.361%	2.75%	<b>2.04%</b>	-1.43%
6/21/2017	0.42%	1.823%	5.36%	<b>4.65%</b>	1.75%
6/22/2017	-0.79%	-0.154%	-2.93%	<b>-3.63%</b>	-0.23%
6/23/2017	-0.19%	0.958%	1.63%	<b>0.92%</b>	0.88%
6/24/2017	0.00%	0.000%	0.14%	<b>-0.56%</b>	-0.07%
6/25/2017	0.09%	0.000%	-5.45%	<b>-6.16%</b>	-0.07%
6/26/2017	-0.51%	0.076%	-1.58%	<b>-2.28%</b>	0.00%
6/27/2017	3.14%	0.835%	-4.88%	<b>-5.59%</b>	0.76%
6/28/2017	1.04%	0.565%	4.22%	<b>3.51%</b>	0.49%
6/29/2017	1.83%	0.786%	1.44%	<b>0.73%</b>	0.71%
6/30/2017	1.62%	0.595%	-0.26%	<b>-0.97%</b>	0.52%
7/1/2017	0.00%	0.000%	-2.50%	<b>-3.21%</b>	-0.07%
7/2/2017	0.52%	0.000%	-2.63%	<b>-3.33%</b>	-0.07%
7/3/2017	1.37%	-0.669%	3.22%	<b>2.52%</b>	-0.74%
7/4/2017	-0.60%	0.075%	2.22%	<b>1.52%</b>	0.00%
7/5/2017	-0.30%	-1.275%	1.47%	<b>0.76%</b>	-1.35%
7/6/2017	1.75%	0.075%	0.90%	<b>0.19%</b>	0.00%
7/7/2017	0.76%	-0.492%	-0.71%	<b>-1.41%</b>	-0.56%
7/8/2017	0.00%	0.000%	-3.70%	<b>-4.41%</b>	-0.07%
7/9/2017	0.00%	0.000%	2.09%	<b>1.39%</b>	-0.07%
7/10/2017	-0.55%	0.038%	-1.42%	<b>-2.12%</b>	-0.04%
7/11/2017	-0.51%	0.943%	-6.73%	<b>-7.44%</b>	0.87%
7/12/2017	-1.75%	0.487%	-2.06%	<b>-2.77%</b>	0.41%
7/13/2017	1.20%	-0.825%	3.38%	<b>2.68%</b>	-0.90%
7/14/2017	-0.68%	1.086%	-2.20%	<b>-2.91%</b>	1.01%
7/15/2017	0.00%	0.000%	-5.63%	<b>-6.33%</b>	-0.07%
7/16/2017	0.00%	0.000%	-8.94%	<b>-9.65%</b>	-0.07%
7/17/2017	-0.77%	1.222%	-5.49%	<b>-6.19%</b>	1.15%
7/18/2017	-2.32%	0.257%	13.48%	<b>12.77%</b>	0.18%
7/19/2017	0.44%	-0.774%	6.11%	<b>5.41%</b>	-0.85%
7/20/2017	-0.62%	0.185%	-2.53%	<b>-3.24%</b>	0.11%
7/21/2017	-0.89%	0.258%	19.62%	<b>18.91%</b>	0.18%
7/22/2017	0.00%	0.000%	-3.73%	<b>-4.44%</b>	-0.07%
7/23/2017	-0.22%	0.000%	6.12%	<b>5.41%</b>	-0.07%
7/24/2017	1.11%	0.514%	-2.38%	<b>-3.09%</b>	0.44%
7/25/2017	3.27%	4.022%	-0.06%	<b>-0.77%</b>	3.95%
7/26/2017	-1.73%	0.981%	-8.25%	<b>-8.96%</b>	0.91%
7/27/2017	1.17%	0.174%	-0.96%	<b>-1.66%</b>	0.10%
7/28/2017	-1.21%	-0.139%	6.67%	<b>5.96%</b>	-0.21%
7/29/2017	0.00%	0.000%	3.64%	<b>2.94%</b>	-0.07%
7/30/2017	-0.39%	0.000%	-2.31%	<b>-3.01%</b>	-0.07%
7/31/2017	0.61%	0.625%	0.80%	<b>0.09%</b>	0.55%
8/1/2017	-1.89%	-0.312%	3.40%	<b>2.69%</b>	-0.39%
8/2/2017	0.80%	0.104%	-3.57%	<b>-4.28%</b>	0.03%
8/3/2017	-2.32%	-0.174%	-1.12%	<b>-1.83%</b>	-0.25%
8/4/2017	2.01%	0.278%	3.23%	<b>2.52%</b>	0.20%
8/5/2017	0.00%	0.000%	2.30%	<b>1.60%</b>	-0.07%
8/6/2017	0.40%	0.000%	13.54%	<b>12.83%</b>	-0.07%
8/7/2017	-0.71%	0.794%	-0.93%	<b>-1.64%</b>	0.72%
8/8/2017	0.22%	1.162%	4.42%	<b>3.72%</b>	1.09%
8/9/2017	-0.58%	-0.409%	0.71%	<b>0.00%</b>	-0.48%
8/10/2017	-2.16%	-0.822%	-1.92%	<b>-2.62%</b>	-0.90%
8/11/2017	-0.46%	0.275%	2.15%	<b>1.45%</b>	0.20%
8/12/2017	0.00%	0.000%	5.87%	<b>5.17%</b>	-0.07%
8/13/2017	0.36%	0.000%	6.87%	<b>6.16%</b>	-0.07%



8/14/2017	1.13%	-0.275%	4.55%	<b>3.85%</b>	-0.35%
8/15/2017	2.18%	-0.725%	5.23%	<b>4.52%</b>	-0.80%
8/16/2017	-2.13%	-2.364%	-3.59%	<b>-4.30%</b>	2.29%
8/17/2017	-1.81%	-0.543%	5.51%	<b>4.80%</b>	-0.62%
8/18/2017	0.55%	0.102%	-2.12%	<b>-2.82%</b>	0.03%
8/19/2017	0.00%	0.000%	-4.29%	<b>-4.99%</b>	-0.07%
8/20/2017	0.59%	0.000%	1.01%	<b>0.30%</b>	-0.07%
8/21/2017	-1.23%	1.351%	-1.07%	<b>-1.78%</b>	1.28%
8/22/2017	1.55%	0.168%	-2.09%	<b>-2.79%</b>	0.09%
8/23/2017	-2.19%	-0.168%	2.21%	<b>1.50%</b>	-0.24%
8/24/2017	1.24%	1.762%	1.37%	<b>0.67%</b>	1.69%
8/25/2017	-1.24%	-0.033%	3.48%	<b>2.77%</b>	-0.11%
8/26/2017	0.00%	0.000%	1.48%	<b>0.78%</b>	-0.07%
8/27/2017	0.28%	0.000%	-0.46%	<b>-1.16%</b>	-0.07%
8/28/2017	-0.74%	1.050%	0.08%	<b>-0.63%</b>	0.98%
8/29/2017	-1.40%	0.521%	0.77%	<b>0.07%</b>	0.45%
8/30/2017	0.33%	-0.553%	4.69%	<b>3.98%</b>	-0.63%
8/31/2017	-0.75%	0.488%	-0.24%	<b>-0.94%</b>	0.42%
9/1/2017	2.15%	0.615%	3.27%	<b>2.57%</b>	0.54%
9/2/2017	0.00%	0.000%	3.48%	<b>2.78%</b>	-0.07%
9/3/2017	0.00%	1.251%	-6.76%	<b>-7.46%</b>	1.18%
9/4/2017	0.00%	0.540%	0.05%	<b>-0.65%</b>	0.47%
9/5/2017	-4.87%	-1.501%	-7.69%	<b>-8.40%</b>	-1.57%
9/6/2017	2.06%	0.769%	3.70%	<b>3.00%</b>	0.70%
9/7/2017	-3.09%	-0.256%	4.09%	<b>3.38%</b>	-0.33%
9/8/2017	0.59%	-3.288%	0.53%	<b>-0.18%</b>	-3.36%
9/9/2017	0.00%	0.000%	-7.17%	<b>-7.88%</b>	-0.07%
9/10/2017	1.69%	0.000%	-0.45%	<b>-1.16%</b>	-0.07%
9/11/2017	2.13%	0.791%	-1.15%	<b>-1.86%</b>	0.72%
9/12/2017	1.53%	-1.023%	-0.79%	<b>-1.50%</b>	-1.10%
9/13/2017	1.19%	-1.807%	-1.33%	<b>-2.04%</b>	-1.88%
9/14/2017	-0.27%	-0.814%	-7.74%	<b>-8.44%</b>	-0.89%
9/15/2017	0.68%	-0.307%	-15.10%	<b>-15.80%</b>	-0.38%
9/16/2017	0.00%	0.000%	11.17%	<b>10.46%</b>	-0.07%
9/17/2017	0.00%	0.000%	0.01%	<b>-0.69%</b>	-0.07%
9/18/2017	1.44%	0.715%	0.36%	<b>-0.35%</b>	0.64%
9/19/2017	0.54%	0.034%	9.26%	<b>8.55%</b>	-0.04%
9/20/2017	1.19%	0.000%	-3.88%	<b>-4.59%</b>	-0.07%
9/21/2017	0.22%	-1.228%	-0.20%	<b>-0.90%</b>	-1.30%
9/22/2017	-1.10%	0.377%	-7.45%	<b>-8.15%</b>	0.30%
9/23/2017	0.00%	0.000%	-0.56%	<b>-1.27%</b>	-0.07%
9/24/2017	0.40%	0.000%	4.69%	<b>3.98%</b>	-0.07%
9/25/2017	-1.78%	-0.274%	-2.88%	<b>-3.58%</b>	-0.35%
9/26/2017	0.63%	-0.688%	6.84%	<b>6.13%</b>	-0.76%
9/27/2017	3.26%	0.482%	-0.80%	<b>-1.51%</b>	0.41%
9/28/2017	-0.09%	1.737%	7.44%	<b>6.74%</b>	1.66%
9/29/2017	1.33%	-0.814%	-0.37%	<b>-1.07%</b>	-0.89%
9/30/2017	0.00%	0.000%	-0.33%	<b>-1.04%</b>	-0.07%
10/1/2017	0.13%	0.000%	4.31%	<b>3.61%</b>	-0.07%
10/2/2017	-0.04%	0.034%	0.55%	<b>-0.15%</b>	-0.04%
10/3/2017	-0.69%	0.340%	0.50%	<b>-0.21%</b>	0.27%
10/4/2017	-0.09%	-0.136%	-2.01%	<b>-2.72%</b>	-0.21%
10/5/2017	1.07%	2.878%	-2.16%	<b>-2.86%</b>	2.81%
10/6/2017	0.55%	-0.562%	2.51%	<b>1.81%</b>	-0.64%
10/7/2017	0.00%	0.000%	0.85%	<b>0.14%</b>	-0.07%
10/8/2017	0.00%	0.000%	1.22%	<b>0.51%</b>	-0.07%
10/9/2017	0.00%	0.099%	4.00%	<b>3.30%</b>	0.03%
10/10/2017	-0.25%	0.957%	3.89%	<b>3.18%</b>	0.88%
10/11/2017	-0.08%	1.110%	0.43%	<b>-0.28%</b>	1.04%

10/12/2017	-1.37%	0.776%	2.31%	<b>1.60%</b>	0.70%
10/13/2017	-2.00%	0.482%	10.67%	<b>9.97%</b>	0.41%
10/14/2017	0.00%	0.000%	3.03%	<b>2.32%</b>	-0.07%
10/15/2017	0.61%	0.000%	2.43%	<b>1.73%</b>	-0.07%
10/16/2017	0.70%	3.311%	-2.07%	<b>-2.78%</b>	3.24%
10/17/2017	-0.13%	-1.374%	1.69%	<b>0.98%</b>	-1.45%
10/18/2017	1.85%	-0.536%	-2.63%	<b>-3.33%</b>	-0.61%
10/19/2017	-1.16%	-0.317%	-1.78%	<b>-2.49%</b>	-0.39%
10/20/2017	2.77%	-0.063%	3.36%	<b>2.66%</b>	-0.14%
10/21/2017	0.00%	0.000%	5.25%	<b>4.54%</b>	-0.07%
10/22/2017	0.46%	0.000%	0.51%	<b>-0.20%</b>	-0.07%
10/23/2017	-1.01%	0.727%	-1.38%	<b>-2.09%</b>	0.65%
10/24/2017	2.13%	0.409%	-0.98%	<b>-1.68%</b>	0.34%
10/25/2017	0.58%	-0.503%	-5.27%	<b>-5.98%</b>	-0.58%
10/26/2017	1.14%	-0.126%	2.07%	<b>1.36%</b>	-0.20%
10/27/2017	-1.93%	-2.332%	3.30%	<b>2.59%</b>	-2.41%
10/28/2017	0.00%	0.000%	-2.07%	<b>-2.77%</b>	-0.07%
10/29/2017	-0.46%	0.000%	-0.51%	<b>-1.21%</b>	-0.07%
10/30/2017	-1.47%	0.258%	6.34%	<b>5.63%</b>	0.19%
10/31/2017	0.29%	-0.323%	0.16%	<b>-0.55%</b>	-0.40%
11/1/2017	-0.21%	1.317%	4.54%	<b>3.83%</b>	1.24%
11/2/2017	-0.97%	0.064%	4.65%	<b>3.94%</b>	-0.01%
11/3/2017	-0.68%	-0.768%	3.93%	<b>3.23%</b>	-0.84%
11/4/2017	0.00%	0.000%	3.15%	<b>2.44%</b>	-0.07%
11/5/2017	0.43%	0.000%	2.44%	<b>1.74%</b>	-0.07%
11/6/2017	-1.07%	1.278%	0.60%	<b>-0.10%</b>	1.20%
11/7/2017	-0.09%	-2.182%	-5.77%	<b>-6.48%</b>	-2.25%
11/8/2017	0.77%	0.324%	1.03%	<b>0.32%</b>	0.25%
11/9/2017	0.26%	-0.421%	3.95%	<b>3.24%</b>	-0.49%
11/10/2017	2.62%	-0.325%	-2.76%	<b>-3.46%</b>	-0.40%
11/11/2017	0.00%	0.000%	-9.04%	<b>-9.74%</b>	-0.07%
11/12/2017	-0.17%	0.000%	-3.90%	<b>-4.60%</b>	-0.07%
11/13/2017	0.37%	1.327%	-5.58%	<b>-6.29%</b>	1.25%
11/14/2017	-1.34%	-1.653%	8.39%	<b>7.69%</b>	-1.73%
11/15/2017	-2.08%	-0.360%	2.02%	<b>1.32%</b>	-0.43%
11/16/2017	2.08%	-0.197%	9.48%	<b>8.77%</b>	-0.27%
11/17/2017	-1.27%	0.622%	7.36%	<b>6.65%</b>	0.55%
11/18/2017	0.00%	0.000%	-1.45%	<b>-2.16%</b>	-0.07%
11/19/2017	-0.30%	0.000%	0.72%	<b>0.01%</b>	-0.07%
11/20/2017	1.27%	0.943%	3.52%	<b>2.81%</b>	0.87%
11/21/2017	-0.42%	1.126%	2.38%	<b>1.67%</b>	1.05%
11/22/2017	-1.58%	0.287%	-1.39%	<b>-2.09%</b>	0.21%
11/23/2017	0.22%	0.477%	1.22%	<b>0.51%</b>	0.40%
11/24/2017	0.60%	0.507%	-2.07%	<b>-2.77%</b>	0.43%
11/25/2017	0.00%	0.000%	2.03%	<b>1.33%</b>	-0.07%
11/26/2017	0.09%	0.000%	6.07%	<b>5.36%</b>	-0.07%
11/27/2017	-0.47%	-1.080%	6.38%	<b>5.68%</b>	-1.15%
11/28/2017	-0.21%	-1.967%	3.56%	<b>2.85%</b>	-2.04%
11/29/2017	2.63%	-1.015%	2.71%	<b>2.01%</b>	-1.09%
11/30/2017	1.12%	-0.099%	-1.38%	<b>-2.08%</b>	-0.17%
12/1/2017	-2.18%	0.950%	0.88%	<b>0.18%</b>	0.88%
12/2/2017	0.00%	0.000%	8.86%	<b>8.15%</b>	-0.07%
12/3/2017	2.42%	0.000%	1.26%	<b>0.56%</b>	-0.07%
12/4/2017	-2.04%	-0.098%	4.17%	<b>3.46%</b>	-0.17%
12/5/2017	-0.80%	-4.747%	1.03%	<b>0.33%</b>	-4.82%
12/6/2017	-0.55%	0.546%	1.94%	<b>1.24%</b>	0.47%
12/7/2017	0.94%	0.136%	13.74%	<b>13.03%</b>	0.06%
12/8/2017	0.68%	0.475%	18.78%	<b>18.07%</b>	0.40%
12/9/2017	0.00%	0.000%	-3.55%	<b>-4.25%</b>	-0.07%

12/10/2017	0.29%	0.000%	-7.75%	<b>-8.45%</b>	-0.07%
12/11/2017	0.21%	1.111%	5.01%	<b>4.30%</b>	1.04%
12/12/2017	0.54%	0.367%	9.83%	<b>9.12%</b>	0.29%
12/13/2017	-2.32%	1.028%	2.82%	<b>2.12%</b>	0.96%
12/14/2017	0.04%	0.625%	-5.76%	<b>-6.47%</b>	0.55%
12/15/2017	0.09%	1.981%	1.27%	<b>0.57%</b>	1.91%
12/16/2017	0.00%	0.000%	6.16%	<b>5.45%</b>	-0.07%
12/17/2017	0.76%	0.000%	8.81%	<b>8.10%</b>	-0.07%
12/18/2017	1.05%	0.385%	-1.08%	<b>-1.79%</b>	0.31%
12/19/2017	2.68%	0.160%	-0.27%	<b>-0.97%</b>	0.09%
12/20/2017	1.53%	1.397%	-7.69%	<b>-8.40%</b>	1.32%
12/21/2017	-0.52%	0.754%	-6.10%	<b>-6.81%</b>	0.68%
12/22/2017	0.04%	0.624%	-4.98%	<b>-5.68%</b>	0.55%
12/23/2017	0.00%	0.000%	-11.09%	<b>-11.79%</b>	-0.07%
12/24/2017	0.00%	0.000%	2.73%	<b>2.02%</b>	-0.07%
12/25/2017	0.28%	0.620%	-3.29%	<b>-4.00%</b>	0.55%
12/26/2017	-0.72%	0.647%	-0.30%	<b>-1.00%</b>	0.57%
12/27/2017	-2.50%	0.031%	11.73%	<b>11.02%</b>	-0.04%
12/28/2017	0.87%	0.886%	-1.57%	<b>-2.28%</b>	0.81%
12/29/2017	-1.20%	-0.183%	-6.56%	<b>-7.27%</b>	-0.26%
12/30/2017	0.00%	0.000%	-0.01%	<b>-0.71%</b>	-0.07%
12/31/2017	0.00%	0.000%	-13.46%	<b>-14.17%</b>	-0.07%

	TASA LIBRE DE RIESGO (TES USA)	RENDIMIENTO DEL COBRE	RENDIMIENTO DEL BITCOIN
PROMEDIO	<b>-0.00464%</b>	<b>0.07%</b>	<b>0.71%</b>
SUMATORIA		<b>26.64%</b>	<b>256.81%</b>

<b>Bitcoin VS Cobre</b>	
VOLATILIDAD (VARIANZA DEL BITCOIN)	<b>0.20%</b>
VOLATILIDAD(VARIANZA DEL COBRE)	0.01%
RIESGO (DESVIACION DEL BITCOIN)	<b>4.468%</b>
RIESGO(DESVIACION DEL COBRE)	0.990%
COVARIANZA DEL BITCOIN	<b>0.1997%</b>
CORRELACION DEL BITCOIN CON EL COBRE	<b>451.3453%</b>
BETA(RIESGO DEL BITCOIN VS COBRE: Riesgo sistemático)	<b>2037.1261%</b>
PRIMA DE RIESGO DEL BITCOIN	14.4670%
PRIMA DE RIESGO DEL COBRE	<b>0.7102%</b>
RETORNO ESPERADO SEGÚN CAPM	14.4624%

3^2

4^2

3\*4

CUADRADO DEL RENDIMIENTO BITCOIN - RENDIMIENTO PROMEDIO DEL BITCOIN	CUADRADO DEL RENDIMIENTO COBRE - RENDIMIENTO PROMEDIO COBRE	(CUADRADO DEL RENDIMIENTO BITCOIN - RENDIMIENTO PROMEDIO DEL BITCOIN)*(CUADRADO DEL RENDIMIENTO COBRE - RENDIMIENTO PROMEDIO COBRE)
0.059%	0.00%	-1.78188E-05
0.018%	0.02%	-0.000179218
0.024%	0.07%	0.000400609
0.035%	0.01%	-0.000147288
0.669%	0.00%	-0.000198359
1.126%	0.00%	7.76447E-05
0.004%	0.00%	4.73149E-06
0.000%	0.00%	-2.66864E-07
0.027%	0.08%	-0.000455884
0.000%	0.00%	-2.68164E-06
1.789%	0.05%	-0.002901863
0.001%	0.00%	-1.83444E-05
0.032%	0.00%	-1.3061E-05
0.003%	0.01%	-4.67133E-05
0.013%	0.03%	0.00019171
0.004%	0.03%	-0.000112435
0.491%	0.00%	-0.000265973
0.055%	0.00%	7.1387E-05
0.014%	0.00%	5.96149E-05
0.012%	0.00%	8.13283E-06
0.049%	0.00%	-1.61411E-05
0.003%	0.01%	-4.0315E-05
0.028%	0.05%	-0.000368424
0.076%	0.00%	-1.04178E-05
0.007%	0.02%	0.000122349
0.016%	0.00%	5.65423E-05
0.000%	0.00%	9.39714E-07
0.003%	0.00%	3.71277E-06
0.017%	0.02%	0.000172746
0.000%	0.07%	-1.45775E-05
0.107%	0.00%	-0.000228716
0.026%	0.01%	-0.000167353
0.046%	0.07%	-0.000566843
0.000%	0.00%	-7.02701E-07
0.004%	0.00%	-4.77513E-06
0.049%	0.02%	-0.000287387
0.004%	0.01%	-4.97627E-05
0.027%	0.01%	0.000199577
0.004%	0.00%	3.11242E-05
0.638%	0.17%	-0.003309552
0.000%	0.00%	-1.62829E-06
0.011%	0.00%	-7.77511E-06
0.018%	0.00%	-5.85387E-05
0.010%	0.03%	0.000172824
0.001%	0.00%	3.94615E-06
0.007%	0.01%	6.87113E-05
0.049%	0.00%	-0.000105716

0.011%	0.00%	-7.72082E-06
0.001%	0.00%	-3.98982E-06
0.019%	0.02%	-0.000193852
0.029%	0.00%	-4.34281E-05
0.107%	0.00%	-0.000179606
0.001%	0.11%	9.55008E-05
0.090%	0.02%	0.000394091
0.002%	0.00%	-3.32498E-06
0.080%	0.00%	2.06974E-05
0.005%	0.00%	1.58106E-05
0.007%	0.00%	4.23882E-05
0.004%	0.01%	-4.78983E-05
0.032%	0.03%	-0.000328249
0.041%	0.00%	4.53098E-05
0.025%	0.00%	-1.14717E-05
0.041%	0.00%	1.48415E-05
0.002%	0.03%	7.47376E-05
0.000%	0.02%	1.64406E-05
0.126%	0.01%	0.000271979
0.528%	0.01%	0.00067242
0.025%	0.00%	9.23356E-05
0.061%	0.00%	1.80616E-05
0.000%	0.00%	1.60824E-06
0.091%	0.01%	0.000314545
0.005%	0.00%	1.55914E-05
0.000%	0.01%	-7.71025E-06
0.000%	0.00%	8.9428E-06
0.365%	0.00%	-0.000249773
0.746%	0.00%	6.31955E-05
1.160%	0.00%	7.88303E-05
0.051%	0.01%	-0.000218961
0.011%	0.03%	-0.000186169
0.298%	0.00%	0.000210419
0.493%	0.00%	-0.000322586
0.011%	0.00%	5.9415E-05
0.725%	0.00%	6.22928E-05
0.015%	0.00%	8.97049E-06
0.010%	0.00%	3.06475E-07
0.253%	0.03%	0.000799324
0.004%	0.00%	-2.30544E-06
0.009%	0.00%	2.5135E-05
0.007%	0.01%	6.28254E-05
0.070%	0.00%	-1.92951E-05
0.004%	0.00%	-4.47145E-06
0.001%	0.04%	-5.53848E-05
0.120%	0.00%	8.1308E-05
0.008%	0.06%	-0.000221238
0.023%	0.01%	0.000125134
0.131%	0.00%	-0.000163345
0.000%	0.00%	-7.86105E-07
0.018%	0.00%	9.92431E-06
0.011%	0.03%	-0.000182323
0.001%	0.00%	-2.05259E-06
0.000%	0.06%	-3.67585E-05
0.009%	0.01%	-9.16478E-05
0.149%	0.00%	2.82789E-05
0.001%	0.00%	2.69263E-06
0.004%	0.00%	4.65621E-06
0.001%	0.01%	-2.67294E-05

0.001%	0.07%	-0.000100146
0.013%	0.00%	1.42651E-05
0.011%	0.00%	-2.12605E-05
0.020%	0.00%	-3.24513E-05
0.000%	0.00%	1.09555E-06
0.002%	0.00%	3.36174E-06
0.005%	0.00%	-4.12458E-05
0.004%	0.01%	-6.65062E-05
0.005%	0.00%	2.00461E-05
0.015%	0.00%	-6.06135E-05
0.030%	0.00%	9.36485E-05
0.006%	0.00%	5.54733E-06
0.001%	0.00%	-2.09718E-06
0.000%	0.04%	-7.68645E-06
0.161%	0.01%	-0.000409459
0.040%	0.13%	-0.00072762
0.051%	0.02%	-0.000296048
0.041%	0.00%	0.000122139
0.036%	0.00%	1.39785E-05
0.019%	0.00%	-9.98995E-06
0.002%	0.02%	6.38374E-05
0.191%	0.00%	3.82607E-05
0.184%	0.00%	-8.31978E-05
0.018%	0.00%	6.58662E-05
0.061%	0.00%	0.000148674
0.633%	0.00%	5.82169E-05
0.104%	0.00%	-2.36099E-05
0.001%	0.00%	1.40504E-05
0.178%	0.00%	-0.000168761
0.005%	0.00%	-1.31739E-05
0.118%	0.00%	-0.000241701
0.109%	0.03%	0.000597045
0.084%	0.00%	-2.11594E-05
0.117%	0.00%	-2.50413E-05
0.004%	0.00%	-3.30185E-05
0.183%	0.00%	1.73015E-06
0.242%	0.00%	-0.000283512
0.467%	0.00%	0.000320043
0.144%	0.02%	0.00051346
0.752%	0.00%	6.34438E-05
0.471%	0.00%	-0.000270853
0.164%	0.00%	-0.000124195
0.182%	0.00%	-9.77874E-05
0.149%	0.00%	-0.000211897
0.169%	0.00%	8.1484E-05
0.131%	0.00%	-0.000209365
0.039%	0.00%	-1.44879E-05
0.028%	0.00%	-1.22501E-05
0.007%	0.01%	6.29291E-05
0.274%	0.00%	-0.000223202
0.364%	0.00%	5.05835E-05
0.419%	0.05%	-0.001409768
0.053%	0.02%	0.000324188
0.001%	0.00%	-1.90489E-06
0.036%	0.00%	-1.39773E-05
0.038%	0.02%	-0.000265217
2.021%	0.01%	0.001141882
0.148%	0.01%	-0.000356486
0.938%	0.00%	0.000334849

0.218%	0.00%	7.06108E-05
0.134%	0.00%	-2.67768E-05
0.247%	0.00%	-3.63636E-05
0.233%	0.01%	-0.000489172
0.042%	0.02%	-0.000292446
0.216%	0.03%	0.000813687
0.132%	0.00%	8.25083E-05
0.008%	0.01%	8.14919E-05
0.003%	0.00%	4.11484E-06
0.379%	0.00%	4.50573E-05
0.052%	0.00%	-6.94191E-07
0.312%	0.01%	-0.000425627
0.123%	0.00%	0.000172695
0.005%	0.01%	5.20205E-05
0.009%	0.00%	-5.05067E-05
0.103%	0.00%	2.34917E-05
0.111%	0.00%	2.4395E-05
0.063%	0.01%	-0.000186828
0.023%	0.00%	2.11441E-07
0.006%	0.02%	-0.00010305
0.000%	0.00%	4.404E-08
0.020%	0.00%	7.96714E-05
0.194%	0.00%	3.22407E-05
0.019%	0.00%	-1.01452E-05
0.045%	0.00%	7.48198E-06
0.553%	0.01%	-0.000646852
0.077%	0.00%	-0.000114453
0.072%	0.01%	-0.000240551
0.085%	0.01%	-0.000294883
0.401%	0.00%	4.6327E-05
0.931%	0.00%	7.06029E-05
0.384%	0.01%	-0.000711691
1.631%	0.00%	0.000235185
0.292%	0.01%	-0.000457855
0.105%	0.00%	-3.61408E-05
3.576%	0.00%	0.000349829
0.197%	0.00%	3.24937E-05
0.293%	0.00%	-3.96207E-05
0.095%	0.00%	-0.000136242
0.006%	0.16%	-0.000302959
0.803%	0.01%	-0.000813052
0.028%	0.00%	-1.67682E-05
0.356%	0.00%	-0.000126689
0.086%	0.00%	-2.14791E-05
0.091%	0.00%	2.20504E-05
0.000%	0.00%	5.0995E-06
0.072%	0.00%	-0.000103706
0.183%	0.00%	-1.32405E-05
0.033%	0.00%	4.51188E-05
0.064%	0.00%	5.1575E-05
0.025%	0.00%	-1.16763E-05
1.647%	0.00%	-9.3903E-05
0.027%	0.01%	-0.000118136
0.138%	0.01%	0.000404672
0.000%	0.00%	-1.78886E-07
0.069%	0.01%	0.000235103
0.021%	0.00%	2.91917E-05
0.267%	0.00%	-3.78287E-05
0.380%	0.00%	-4.50999E-05

0.148%	0.00%	-0.000133995
0.204%	0.01%	-0.000360915
0.185%	0.05%	-0.000983788
0.230%	0.00%	-0.00029585
0.080%	0.00%	-8.15431E-06
0.249%	0.00%	3.65296E-05
0.001%	0.00%	-2.21774E-06
0.032%	0.02%	-0.000226898
0.078%	0.00%	-2.63534E-05
0.023%	0.00%	-3.6149E-05
0.004%	0.03%	0.000112592
0.077%	0.00%	-2.94189E-05
0.006%	0.00%	-5.6914E-06
0.013%	0.00%	8.49752E-06
0.004%	0.01%	-6.11747E-05
0.000%	0.00%	2.99931E-06
0.158%	0.00%	-0.000249408
0.009%	0.00%	-3.91993E-05
0.066%	0.00%	0.000139266
0.077%	0.00%	-2.0322E-05
0.557%	0.01%	-0.000879137
0.004%	0.00%	-3.05564E-05
0.705%	0.02%	0.001322529
0.090%	0.00%	0.00020869
0.114%	0.00%	-0.000111267
0.000%	0.11%	5.92579E-05
0.621%	0.00%	5.76459E-05
0.013%	0.00%	8.48486E-06
0.035%	0.01%	-0.000133509
0.022%	0.01%	0.000163902
0.041%	0.04%	0.00038307
0.712%	0.01%	0.000748698
2.498%	0.00%	0.000600715
1.094%	0.00%	-7.65567E-05
0.005%	0.00%	5.07953E-06
0.001%	0.00%	-2.23997E-05
0.731%	0.00%	-3.35893E-05
0.211%	0.00%	3.35863E-05
0.008%	0.02%	0.000117223
0.665%	0.00%	-0.000247505
0.016%	0.00%	9.2704E-06
0.158%	0.00%	-2.91231E-05
0.128%	0.00%	0.000124398
0.376%	0.01%	-0.000466631
0.023%	0.00%	-6.15864E-05
0.454%	0.03%	0.001121133
0.012%	0.01%	9.51415E-05
0.011%	0.00%	7.58897E-06
0.130%	0.00%	-2.63992E-05
0.000%	0.00%	5.91842E-07
0.000%	0.00%	-5.57177E-06
0.074%	0.00%	5.67306E-05
0.082%	0.08%	-0.000803539
0.033%	0.00%	-0.00011494
0.000%	0.00%	-1.05848E-06
0.003%	0.00%	-3.74442E-06
0.109%	0.00%	8.67047E-06
0.101%	0.01%	0.00028137
0.001%	0.01%	-2.88585E-05



0.026%	0.00%	0.000112624
0.993%	0.00%	0.000407564
0.054%	0.00%	-1.69807E-05
0.030%	0.00%	-1.26464E-05
0.077%	0.10%	-0.000900187
0.010%	0.02%	-0.000141799
0.111%	0.00%	0.000203088
0.062%	0.00%	9.69434E-05
0.071%	0.00%	-3.63081E-05
0.206%	0.00%	-3.3228E-05
0.000%	0.00%	1.44611E-06
0.044%	0.00%	-0.000136602
0.028%	0.00%	-5.64262E-05
0.357%	0.00%	0.000344664
0.019%	0.00%	-2.71215E-05
0.067%	0.06%	-0.000623944
0.077%	0.00%	2.03036E-05
0.015%	0.00%	8.86863E-06
0.318%	0.00%	0.000104274
0.003%	0.00%	2.16944E-05
0.147%	0.02%	0.000476683
0.155%	0.00%	-3.68847E-06
0.104%	0.01%	-0.000271525
0.060%	0.00%	-1.78543E-05
0.030%	0.00%	-1.27065E-05
0.000%	0.01%	-1.22554E-05
0.420%	0.05%	0.001460539
0.001%	0.00%	8.03982E-06
0.105%	0.00%	-0.000160247
0.120%	0.00%	0.000137921
0.949%	0.00%	7.12878E-05
0.212%	0.00%	3.36817E-05
0.396%	0.02%	-0.000788393
0.591%	0.03%	-0.001327266
0.017%	0.00%	-5.70694E-05
0.770%	0.00%	-0.000237061
0.443%	0.00%	0.000365524
0.047%	0.00%	1.57951E-05
0.000%	0.00%	-7.78735E-08
0.079%	0.01%	0.000244689
0.028%	0.01%	0.000175981
0.044%	0.00%	-4.48305E-05
0.003%	0.00%	2.06588E-05
0.077%	0.00%	-0.000120201
0.018%	0.00%	-9.70626E-06
0.288%	0.00%	-3.92379E-05
0.322%	0.01%	-0.000654291
0.081%	0.04%	-0.000581341
0.040%	0.01%	-0.000218194
0.043%	0.00%	3.57721E-05
0.000%	0.01%	1.54421E-05
0.665%	0.00%	-5.96687E-05
0.003%	0.00%	-4.06709E-06
0.120%	0.00%	-5.92261E-05
0.001%	0.23%	-0.000157456
0.015%	0.00%	5.86098E-05
1.699%	0.00%	8.20078E-05
3.266%	0.00%	0.000726049
0.181%	0.00%	3.11316E-05

<b>0.715%</b>	0.00%	6.18593E-05
<b>0.185%</b>	0.01%	0.0004462
<b>0.833%</b>	0.00%	0.000268514
<b>0.045%</b>	0.01%	0.000202208
<b>0.418%</b>	0.00%	-0.00035691
<b>0.003%</b>	0.04%	0.000107841
<b>0.297%</b>	0.00%	-3.98922E-05
<b>0.657%</b>	0.00%	-5.93074E-05
<b>0.032%</b>	0.00%	-5.57378E-05
<b>0.010%</b>	0.00%	-8.46689E-06
<b>0.705%</b>	0.02%	-0.001111669
<b>0.463%</b>	0.00%	-0.000463403
<b>0.323%</b>	0.00%	-0.000313043
<b>1.391%</b>	0.00%	8.62951E-05
<b>0.041%</b>	0.00%	-1.47827E-05
<b>0.160%</b>	0.00%	-0.000218589
<b>0.010%</b>	0.00%	-5.75662E-05
<b>1.215%</b>	0.00%	-4.68162E-05
<b>0.052%</b>	0.01%	-0.000185104
<b>0.528%</b>	0.00%	0.000185983
<b>0.005%</b>	0.00%	5.19984E-06
<b>2.008%</b>	0.00%	0.000103695

<b>72.68%</b>	<b>3.57%</b>	<b>-1.44%</b>
---------------	--------------	---------------

MODELO CAPM

DIAS

364

1

2

3

4

FECHA	TASA LIBRE DE RIESGO (TES USA)	RENDIMIENTO DEL GAS NATURAL	RENDIMIENTO DEL BITCOIN	RENDIMIENTO BITCOIN - RENDIMIENTO PROMEDIO	RENDIMIENTO DEL PETROLEO WTI - RENDIMIENTO PROMEDIO DEL GAS NATURAL
1/2/2017	0.00%	0.000%	3.14%	2.44%	0.05%
1/3/2017	0.08%	-5.069%	2.03%	1.32%	-5.02%
1/4/2017	-0.29%	-1.820%	2.25%	1.55%	-1.77%
1/5/2017	-3.88%	0.183%	2.59%	1.88%	0.23%
1/6/2017	3.06%	0.366%	-7.47%	-8.18%	0.41%
1/7/2017	0.00%	0.000%	-9.90%	-10.61%	0.05%
1/8/2017	0.00%	0.000%	0.06%	-0.65%	0.05%
1/9/2017	-2.21%	-5.700%	0.71%	0.01%	-5.65%
1/10/2017	0.38%	5.486%	-0.94%	-1.64%	5.53%
1/11/2017	-0.29%	-1.661%	0.88%	0.18%	-1.61%
1/12/2017	-0.38%	4.903%	-12.67%	-13.37%	4.95%
1/13/2017	1.55%	0.970%	0.43%	-0.27%	1.02%
1/14/2017	0.00%	0.000%	2.49%	1.78%	0.05%
1/15/2017	0.00%	1.365%	0.16%	-0.55%	1.41%
1/16/2017	-0.84%	0.489%	-0.44%	-1.14%	0.54%
1/17/2017	-2.25%	-2.060%	1.32%	0.62%	-2.01%
1/18/2017	4.33%	-3.277%	7.71%	7.01%	-3.23%
1/19/2017	1.72%	1.979%	-1.65%	-2.35%	2.03%
1/20/2017	-0.12%	-4.992%	1.89%	1.19%	-4.95%
1/21/2017	0.00%	0.000%	-0.41%	-1.11%	0.05%
1/22/2017	-1.14%	0.000%	2.91%	2.21%	0.05%
1/23/2017	-1.57%	1.210%	0.18%	-0.53%	1.26%
1/24/2017	2.63%	1.104%	-0.96%	-1.67%	1.15%
1/25/2017	2.01%	1.603%	-2.05%	-2.75%	1.65%
1/26/2017	-0.12%	1.489%	-0.14%	-0.84%	1.54%
1/27/2017	-1.04%	0.266%	1.96%	1.25%	0.31%
1/28/2017	0.00%	0.000%	0.58%	-0.13%	0.05%
1/29/2017	-0.28%	0.000%	0.20%	-0.51%	0.05%
1/30/2017	0.44%	-4.802%	-0.61%	-1.32%	-4.76%
1/31/2017	-0.97%	-3.623%	0.65%	-0.05%	-3.58%
2/1/2017	0.45%	1.623%	3.97%	3.27%	1.67%
2/2/2017	-0.12%	0.598%	2.32%	1.61%	0.64%
2/3/2017	-0.28%	-3.969%	2.85%	2.14%	-3.92%
2/4/2017	0.00%	0.000%	0.80%	0.10%	0.05%
2/5/2017	0.20%	0.000%	1.36%	0.65%	0.05%
2/6/2017	-2.25%	-0.425%	-1.51%	-2.22%	-0.38%
2/7/2017	-0.83%	2.589%	1.30%	0.60%	2.64%
2/8/2017	-2.41%	-0.128%	2.35%	1.64%	-0.08%
2/9/2017	2.41%	0.479%	0.11%	-0.59%	0.53%
2/10/2017	0.50%	-3.466%	-7.28%	-7.99%	-3.42%
2/11/2017	0.00%	0.000%	0.93%	0.22%	0.05%
2/12/2017	0.66%	0.000%	1.77%	1.06%	0.05%
2/13/2017	0.45%	-3.011%	-0.65%	-1.35%	-2.96%
2/14/2017	1.47%	-1.334%	-0.31%	-1.01%	-1.29%
2/15/2017	1.01%	0.686%	1.07%	0.36%	0.73%
2/16/2017	-2.02%	-2.457%	-0.15%	-0.85%	-2.41%
2/17/2017	-1.11%	-0.703%	2.91%	2.21%	-0.66%

2/18/2017	0.00%	0.000%	1.76%	<b>1.06%</b>	0.05%
2/19/2017	0.00%	2.095%	0.35%	<b>-0.36%</b>	2.14%
2/20/2017	0.66%	-0.554%	-0.69%	<b>-1.39%</b>	-0.51%
2/21/2017	-0.21%	-11.553%	2.41%	<b>1.70%</b>	-11.51%
2/22/2017	-0.66%	1.086%	3.98%	<b>3.28%</b>	1.13%
2/23/2017	-1.63%	0.960%	0.42%	<b>-0.28%</b>	1.01%
2/24/2017	-2.60%	0.381%	3.70%	<b>2.99%</b>	0.43%
2/25/2017	0.00%	0.000%	1.16%	<b>0.45%</b>	0.05%
2/26/2017	0.30%	0.000%	-2.12%	<b>-2.83%</b>	0.05%
2/27/2017	1.92%	2.481%	1.41%	<b>0.70%</b>	2.53%
2/28/2017	1.26%	2.963%	1.52%	<b>0.81%</b>	3.01%
3/1/2017	2.51%	0.897%	0.09%	<b>-0.62%</b>	0.94%
3/2/2017	0.97%	0.178%	2.48%	<b>1.78%</b>	0.23%
3/3/2017	0.00%	0.817%	2.72%	<b>2.01%</b>	0.86%
3/4/2017	0.00%	0.000%	2.27%	<b>1.57%</b>	0.05%
3/5/2017	-0.24%	0.000%	-1.32%	<b>-2.03%</b>	0.05%
3/6/2017	0.72%	2.584%	0.27%	<b>-0.43%</b>	2.63%
3/7/2017	0.96%	-2.690%	0.58%	<b>-0.12%</b>	-2.64%
3/8/2017	1.65%	2.690%	-2.85%	<b>-3.55%</b>	2.74%
3/9/2017	1.90%	2.485%	-6.56%	<b>-7.26%</b>	2.53%
3/10/2017	-1.31%	1.137%	2.28%	<b>1.58%</b>	1.18%
3/11/2017	0.00%	0.000%	-1.76%	<b>-2.47%</b>	0.05%
3/12/2017	0.27%	0.000%	0.49%	<b>-0.22%</b>	0.05%
3/13/2017	1.69%	1.157%	3.73%	<b>3.02%</b>	1.20%
3/14/2017	-0.92%	-3.511%	1.38%	<b>0.67%</b>	-3.46%
3/15/2017	-4.00%	1.453%	0.60%	<b>-0.10%</b>	1.50%
3/16/2017	1.47%	-2.686%	0.84%	<b>0.13%</b>	-2.64%
3/17/2017	-1.43%	1.573%	-5.34%	<b>-6.04%</b>	1.62%
3/18/2017	-0.04%	0.000%	-7.93%	<b>-8.64%</b>	0.05%
3/19/2017	0.00%	0.000%	-10.07%	<b>-10.77%</b>	0.05%
3/20/2017	-1.49%	3.106%	2.96%	<b>2.25%</b>	3.15%
3/21/2017	-1.93%	1.696%	1.75%	<b>1.04%</b>	1.74%
3/22/2017	-0.54%	-2.687%	6.16%	<b>5.46%</b>	-2.64%
3/23/2017	0.62%	1.320%	-6.32%	<b>-7.02%</b>	1.37%
3/24/2017	0.00%	0.816%	-0.34%	<b>-1.05%</b>	0.86%
3/25/2017	0.00%	0.000%	-7.81%	<b>-8.51%</b>	0.05%
3/26/2017	-1.42%	0.000%	-0.52%	<b>-1.23%</b>	0.05%
3/27/2017	-0.25%	-0.783%	1.71%	<b>1.01%</b>	-0.74%
3/28/2017	1.75%	1.431%	5.74%	<b>5.03%</b>	1.48%
3/29/2017	-1.67%	2.520%	1.35%	<b>0.65%</b>	2.57%
3/30/2017	1.71%	0.503%	-0.26%	<b>-0.96%</b>	0.55%
3/31/2017	-1.33%	-0.031%	-0.13%	<b>-0.84%</b>	0.02%
4/1/2017	0.00%	0.000%	3.34%	<b>2.64%</b>	0.05%
4/2/2017	0.25%	0.000%	1.32%	<b>0.61%</b>	0.05%
4/3/2017	-3.05%	-1.963%	0.99%	<b>0.29%</b>	-1.92%
4/4/2017	1.75%	5.141%	4.18%	<b>3.47%</b>	5.19%
4/5/2017	-1.06%	-0.823%	-0.17%	<b>-0.87%</b>	-0.78%
4/6/2017	0.09%	1.971%	-0.81%	<b>-1.52%</b>	2.02%
4/7/2017	1.74%	-2.124%	4.33%	<b>3.63%</b>	-2.08%
4/8/2017	0.00%	0.000%	0.81%	<b>0.11%</b>	0.05%
4/9/2017	0.00%	0.000%	-0.65%	<b>-1.36%</b>	0.05%
4/10/2017	-0.67%	-0.708%	1.77%	<b>1.06%</b>	-0.66%
4/11/2017	-2.92%	-2.755%	0.45%	<b>-0.26%</b>	-2.71%
4/12/2017	-2.38%	1.168%	0.85%	<b>0.15%</b>	1.21%
4/13/2017	-0.54%	1.247%	-0.27%	<b>-0.97%</b>	1.29%
4/14/2017	0.00%	0.000%	-3.16%	<b>-3.86%</b>	0.05%
4/15/2017	0.00%	0.000%	0.34%	<b>-0.37%</b>	0.05%
4/16/2017	-1.54%	0.000%	0.07%	<b>-0.64%</b>	0.05%
4/17/2017	2.25%	-2.003%	0.41%	<b>-0.30%</b>	-1.96%

4/18/2017	-3.44%	-0.571%	1.08%	<b>0.38%</b>	-0.52%
4/19/2017	2.01%	1.264%	1.85%	<b>1.15%</b>	1.31%
4/20/2017	0.90%	-0.820%	-0.34%	<b>-1.05%</b>	-0.77%
4/21/2017	0.45%	-1.853%	2.11%	<b>1.41%</b>	-1.81%
4/22/2017	0.00%	0.000%	0.56%	<b>-0.15%</b>	0.05%
4/23/2017	0.00%	0.000%	0.25%	<b>-0.46%</b>	0.05%
4/24/2017	1.19%	-1.135%	0.01%	<b>-0.69%</b>	-1.09%
4/25/2017	2.65%	-0.753%	0.05%	<b>-0.65%</b>	-0.71%
4/26/2017	-1.29%	3.202%	1.44%	<b>0.73%</b>	3.25%
4/27/2017	-0.17%	3.041%	1.92%	<b>1.22%</b>	3.09%
4/28/2017	-0.48%	1.136%	2.42%	<b>1.72%</b>	1.18%
4/29/2017	0.00%	0.000%	-0.05%	<b>-0.76%</b>	0.05%
4/30/2017	-0.39%	0.000%	0.99%	<b>0.29%</b>	0.05%
5/1/2017	1.83%	-1.880%	0.67%	<b>-0.04%</b>	-1.83%
5/2/2017	-1.52%	-0.624%	4.72%	<b>4.01%</b>	-0.58%
5/3/2017	1.52%	1.028%	2.70%	<b>2.00%</b>	1.07%
5/4/2017	1.28%	-1.310%	2.97%	<b>2.27%</b>	-1.26%
5/5/2017	-0.09%	2.480%	2.73%	<b>2.02%</b>	2.53%
5/6/2017	0.00%	0.000%	-1.20%	<b>-1.91%</b>	0.05%
5/7/2017	0.42%	0.000%	2.07%	<b>1.37%</b>	0.05%
5/8/2017	1.22%	-2.920%	0.25%	<b>-0.46%</b>	-2.87%
5/9/2017	0.38%	1.719%	5.07%	<b>4.37%</b>	1.77%
5/10/2017	0.50%	1.994%	5.00%	<b>4.29%</b>	2.04%
5/11/2017	-0.71%	2.520%	2.05%	<b>1.35%</b>	2.57%
5/12/2017	-2.84%	1.412%	3.17%	<b>2.46%</b>	1.46%
5/13/2017	0.00%	0.000%	-7.25%	<b>-7.96%</b>	0.05%
5/14/2017	-0.09%	0.000%	3.93%	<b>3.23%</b>	0.05%
5/15/2017	0.81%	-2.215%	0.98%	<b>0.27%</b>	-2.17%
5/16/2017	-0.73%	-3.618%	-3.52%	<b>-4.22%</b>	-3.57%
5/17/2017	-4.53%	-1.183%	1.39%	<b>0.69%</b>	-1.14%
5/18/2017	0.22%	-0.314%	4.14%	<b>3.43%</b>	-0.27%
5/19/2017	0.31%	2.299%	4.01%	<b>3.30%</b>	2.35%
5/20/2017	0.00%	0.000%	3.60%	<b>2.89%</b>	0.05%
5/21/2017	0.54%	0.000%	4.13%	<b>3.42%</b>	0.05%
5/22/2017	0.22%	2.247%	0.06%	<b>-0.65%</b>	2.29%
5/23/2017	1.32%	-3.390%	4.99%	<b>4.28%</b>	-3.34%
5/24/2017	-1.32%	-0.311%	5.63%	<b>4.92%</b>	-0.26%
5/25/2017	0.13%	-0.782%	7.54%	<b>6.83%</b>	-0.74%
5/26/2017	-0.22%	1.620%	-3.09%	<b>-3.79%</b>	1.67%
5/27/2017	0.00%	0.000%	-7.96%	<b>-8.67%</b>	0.05%
5/28/2017	0.00%	0.000%	-6.16%	<b>-6.86%</b>	0.05%
5/29/2017	-0.31%	-1.087%	4.75%	<b>4.05%</b>	-1.04%
5/30/2017	-1.57%	-1.765%	4.97%	<b>4.27%</b>	-1.72%
5/31/2017	-0.09%	-2.381%	-3.15%	<b>-3.86%</b>	-2.33%
6/1/2017	0.32%	-2.073%	4.82%	<b>4.11%</b>	-2.03%
6/2/2017	-2.47%	-0.300%	4.33%	<b>3.63%</b>	-0.25%
6/3/2017	0.00%	0.000%	2.69%	<b>1.98%</b>	0.05%
6/4/2017	0.00%	0.000%	2.38%	<b>1.67%</b>	0.05%
6/5/2017	1.11%	-0.568%	-0.15%	<b>-0.85%</b>	-0.52%
6/6/2017	-1.76%	1.992%	5.94%	<b>5.24%</b>	2.04%
6/7/2017	1.43%	-0.726%	6.74%	<b>6.03%</b>	-0.68%
6/8/2017	0.73%	0.265%	-5.77%	<b>-6.48%</b>	0.31%
6/9/2017	0.46%	0.363%	3.00%	<b>2.30%</b>	0.41%
6/10/2017	0.00%	0.000%	0.97%	<b>0.26%</b>	0.05%
6/11/2017	0.41%	0.000%	2.62%	<b>1.91%</b>	0.05%
6/12/2017	0.18%	-0.495%	2.65%	<b>1.94%</b>	-0.45%
6/13/2017	-0.18%	-1.937%	-13.51%	<b>-14.22%</b>	-1.89%
6/14/2017	-3.87%	-1.119%	4.56%	<b>3.85%</b>	-1.07%
6/15/2017	1.72%	4.108%	-8.98%	<b>-9.68%</b>	4.15%

6/16/2017	-0.51%	-0.624%	-3.96%	<b>-4.67%</b>	-0.58%
6/17/2017	0.00%	0.000%	4.36%	<b>3.66%</b>	0.05%
6/18/2017	0.19%	0.000%	5.67%	<b>4.97%</b>	0.05%
6/19/2017	1.56%	-4.823%	-4.12%	<b>-4.83%</b>	-4.78%
6/20/2017	-1.61%	0.448%	2.75%	<b>2.04%</b>	0.49%
6/21/2017	0.42%	-0.483%	5.36%	<b>4.65%</b>	-0.44%
6/22/2017	-0.79%	0.035%	-2.93%	<b>-3.63%</b>	0.08%
6/23/2017	-0.19%	1.202%	1.63%	<b>0.92%</b>	1.25%
6/24/2017	0.00%	0.000%	0.14%	<b>-0.56%</b>	0.05%
6/25/2017	0.09%	0.000%	-5.45%	<b>-6.16%</b>	0.05%
6/26/2017	-0.51%	3.291%	-1.58%	<b>-2.28%</b>	3.34%
6/27/2017	3.14%	0.330%	-4.88%	<b>-5.59%</b>	0.38%
6/28/2017	1.04%	0.983%	4.22%	<b>3.51%</b>	1.03%
6/29/2017	1.83%	-0.818%	1.44%	<b>0.73%</b>	-0.77%
6/30/2017	1.62%	-0.230%	-0.26%	<b>-0.97%</b>	-0.18%
7/1/2017	0.00%	0.000%	-2.50%	<b>-3.21%</b>	0.05%
7/2/2017	0.52%	0.000%	-2.63%	<b>-3.33%</b>	0.05%
7/3/2017	1.37%	-2.807%	3.22%	<b>2.52%</b>	-2.76%
7/4/2017	-0.60%	1.112%	2.22%	<b>1.52%</b>	1.16%
7/5/2017	-0.30%	-4.946%	1.47%	<b>0.76%</b>	-4.90%
7/6/2017	1.75%	1.676%	0.90%	<b>0.19%</b>	1.72%
7/7/2017	0.76%	-0.834%	-0.71%	<b>-1.41%</b>	-0.79%
7/8/2017	0.00%	0.000%	-3.70%	<b>-4.41%</b>	0.05%
7/9/2017	0.00%	0.000%	2.09%	<b>1.39%</b>	0.05%
7/10/2017	-0.55%	2.244%	-1.42%	<b>-2.12%</b>	2.29%
7/11/2017	-0.51%	3.950%	-6.73%	<b>-7.44%</b>	4.00%
7/12/2017	-1.75%	-2.056%	-2.06%	<b>-2.77%</b>	-2.01%
7/13/2017	1.20%	-0.807%	3.38%	<b>2.68%</b>	-0.76%
7/14/2017	-0.68%	0.640%	-2.20%	<b>-2.91%</b>	0.69%
7/15/2017	0.00%	0.000%	-5.63%	<b>-6.33%</b>	0.05%
7/16/2017	0.00%	0.000%	-8.94%	<b>-9.65%</b>	0.05%
7/17/2017	-0.77%	1.333%	-5.49%	<b>-6.19%</b>	1.38%
7/18/2017	-2.32%	2.227%	13.48%	<b>12.77%</b>	2.27%
7/19/2017	0.44%	-0.715%	6.11%	<b>5.41%</b>	-0.67%
7/20/2017	-0.62%	-0.753%	-2.53%	<b>-3.24%</b>	-0.71%
7/21/2017	-0.89%	-2.428%	19.62%	<b>18.91%</b>	-2.38%
7/22/2017	0.00%	0.000%	-3.73%	<b>-4.44%</b>	0.05%
7/23/2017	-0.22%	0.000%	6.12%	<b>5.41%</b>	0.05%
7/24/2017	1.11%	-2.420%	-2.38%	<b>-3.09%</b>	-2.37%
7/25/2017	3.27%	1.540%	-0.06%	<b>-0.77%</b>	1.59%
7/26/2017	-1.73%	-0.682%	-8.25%	<b>-8.96%</b>	-0.63%
7/27/2017	1.17%	1.527%	-0.96%	<b>-1.66%</b>	1.57%
7/28/2017	-1.21%	-0.948%	6.67%	<b>5.96%</b>	-0.90%
7/29/2017	0.00%	0.000%	3.64%	<b>2.94%</b>	0.05%
7/30/2017	-0.39%	0.000%	-2.31%	<b>-3.01%</b>	0.05%
7/31/2017	0.61%	-5.128%	0.80%	<b>0.09%</b>	-5.08%
8/1/2017	-1.89%	0.891%	3.40%	<b>2.69%</b>	0.94%
8/2/2017	0.80%	-0.284%	-3.57%	<b>-4.28%</b>	-0.24%
8/3/2017	-2.32%	-0.392%	-1.12%	<b>-1.83%</b>	-0.35%
8/4/2017	2.01%	-0.933%	3.23%	<b>2.52%</b>	-0.89%
8/5/2017	0.00%	0.000%	2.30%	<b>1.60%</b>	0.05%
8/6/2017	0.40%	0.000%	13.54%	<b>12.83%</b>	0.05%
8/7/2017	-0.71%	0.969%	-0.93%	<b>-1.64%</b>	1.02%
8/8/2017	0.22%	0.747%	4.42%	<b>3.72%</b>	0.79%
8/9/2017	-0.58%	2.139%	0.71%	<b>0.00%</b>	2.19%
8/10/2017	-2.16%	3.477%	-1.92%	<b>-2.62%</b>	3.52%
8/11/2017	-0.46%	-0.067%	2.15%	<b>1.45%</b>	-0.02%
8/12/2017	0.00%	0.000%	5.87%	<b>5.17%</b>	0.05%
8/13/2017	0.36%	0.000%	6.87%	<b>6.16%</b>	0.05%

8/14/2017	1.13%	-0.808%	4.55%	<b>3.85%</b>	-0.76%
8/15/2017	2.18%	-0.814%	5.23%	<b>4.52%</b>	-0.77%
8/16/2017	-2.13%	-1.545%	-3.59%	<b>-4.30%</b>	-1.50%
8/17/2017	-1.81%	1.340%	5.51%	<b>4.80%</b>	1.39%
8/18/2017	0.55%	-1.237%	-2.12%	<b>-2.82%</b>	-1.19%
8/19/2017	0.00%	0.000%	-4.29%	<b>-4.99%</b>	0.05%
8/20/2017	0.59%	0.000%	1.01%	<b>0.30%</b>	0.05%
8/21/2017	-1.23%	2.357%	-1.07%	<b>-1.78%</b>	2.40%
8/22/2017	1.55%	-0.780%	-2.09%	<b>-2.79%</b>	-0.73%
8/23/2017	-2.19%	-0.375%	2.21%	<b>1.50%</b>	-0.33%
8/24/2017	1.24%	0.715%	1.37%	<b>0.67%</b>	0.76%
8/25/2017	-1.24%	-1.952%	3.48%	<b>2.77%</b>	-1.91%
8/26/2017	0.00%	0.000%	1.48%	<b>0.78%</b>	0.05%
8/27/2017	0.28%	0.000%	-0.46%	<b>-1.16%</b>	0.05%
8/28/2017	-0.74%	1.135%	0.08%	<b>-0.63%</b>	1.18%
8/29/2017	-1.40%	1.223%	0.77%	<b>0.07%</b>	1.27%
8/30/2017	0.33%	-0.746%	4.69%	<b>3.98%</b>	-0.70%
8/31/2017	-0.75%	3.379%	-0.24%	<b>-0.94%</b>	3.43%
9/1/2017	2.15%	0.982%	3.27%	<b>2.57%</b>	1.03%
9/2/2017	0.00%	0.000%	3.48%	<b>2.78%</b>	0.05%
9/3/2017	0.00%	-0.883%	-6.76%	<b>-7.46%</b>	-0.84%
9/4/2017	0.00%	-0.726%	0.05%	<b>-0.65%</b>	-0.68%
9/5/2017	-4.87%	-1.635%	-7.69%	<b>-8.40%</b>	-1.59%
9/6/2017	2.06%	0.938%	3.70%	<b>3.00%</b>	0.98%
9/7/2017	-3.09%	-0.635%	4.09%	<b>3.38%</b>	-0.59%
9/8/2017	0.59%	-3.100%	0.53%	<b>-0.18%</b>	-3.05%
9/9/2017	0.00%	0.000%	-7.17%	<b>-7.88%</b>	0.05%
9/10/2017	1.69%	0.000%	-0.45%	<b>-1.16%</b>	0.05%
9/11/2017	2.13%	2.055%	-1.15%	<b>-1.86%</b>	2.10%
9/12/2017	1.53%	1.714%	-0.79%	<b>-1.50%</b>	1.76%
9/13/2017	1.19%	1.882%	-1.33%	<b>-2.04%</b>	1.93%
9/14/2017	-0.27%	0.392%	-7.74%	<b>-8.44%</b>	0.44%
9/15/2017	0.68%	-1.510%	-15.10%	<b>-15.80%</b>	-1.46%
9/16/2017	0.00%	0.000%	11.17%	<b>10.46%</b>	0.05%
9/17/2017	0.00%	0.000%	0.01%	<b>-0.69%</b>	0.05%
9/18/2017	1.44%	3.955%	0.36%	<b>-0.35%</b>	4.00%
9/19/2017	0.54%	-0.766%	9.26%	<b>8.55%</b>	-0.72%
9/20/2017	1.19%	-0.901%	-3.88%	<b>-4.59%</b>	-0.85%
9/21/2017	0.22%	-4.902%	-0.20%	<b>-0.90%</b>	-4.85%
9/22/2017	-1.10%	0.440%	-7.45%	<b>-8.15%</b>	0.49%
9/23/2017	0.00%	0.000%	-0.56%	<b>-1.27%</b>	0.05%
9/24/2017	0.40%	0.000%	4.69%	<b>3.98%</b>	0.05%
9/25/2017	-1.78%	-1.361%	-2.88%	<b>-3.58%</b>	-1.31%
9/26/2017	0.63%	-0.034%	6.84%	<b>6.13%</b>	0.01%
9/27/2017	3.26%	1.901%	-0.80%	<b>-1.51%</b>	1.95%
9/28/2017	-0.09%	1.436%	7.44%	<b>6.74%</b>	1.48%
9/29/2017	1.33%	-0.332%	-0.37%	<b>-1.07%</b>	-0.29%
9/30/2017	0.00%	0.000%	-0.33%	<b>-1.04%</b>	0.05%
10/1/2017	0.13%	0.000%	4.31%	<b>3.61%</b>	0.05%
10/2/2017	-0.04%	-3.073%	0.55%	<b>-0.15%</b>	-3.03%
10/3/2017	-0.69%	-0.723%	0.50%	<b>-0.21%</b>	-0.68%
10/4/2017	-0.09%	1.542%	-2.01%	<b>-2.72%</b>	1.59%
10/5/2017	1.07%	-0.580%	-2.16%	<b>-2.86%</b>	-0.53%
10/6/2017	0.55%	-2.074%	2.51%	<b>1.81%</b>	-2.03%
10/7/2017	0.00%	0.000%	0.85%	<b>0.14%</b>	0.05%
10/8/2017	0.00%	0.000%	1.22%	<b>0.51%</b>	0.05%
10/9/2017	0.00%	-1.053%	4.00%	<b>3.30%</b>	-1.01%
10/10/2017	-0.25%	2.027%	3.89%	<b>3.18%</b>	2.07%
10/11/2017	-0.08%	-0.069%	0.43%	<b>-0.28%</b>	-0.02%

10/12/2017	-1.37%	3.403%	2.31%	<b>1.60%</b>	3.45%
10/13/2017	-2.00%	0.367%	10.67%	<b>9.97%</b>	0.41%
10/14/2017	0.00%	0.000%	3.03%	<b>2.32%</b>	0.05%
10/15/2017	0.61%	0.000%	2.43%	<b>1.73%</b>	0.05%
10/16/2017	0.70%	-1.816%	-2.07%	<b>-2.78%</b>	-1.77%
10/17/2017	-0.13%	0.542%	1.69%	<b>0.98%</b>	0.59%
10/18/2017	1.85%	-3.714%	-2.63%	<b>-3.33%</b>	-3.67%
10/19/2017	-1.16%	0.664%	-1.78%	<b>-2.49%</b>	0.71%
10/20/2017	2.77%	1.451%	3.36%	<b>2.66%</b>	1.50%
10/21/2017	0.00%	0.000%	5.25%	<b>4.54%</b>	0.05%
10/22/2017	0.46%	0.000%	0.51%	<b>-0.20%</b>	0.05%
10/23/2017	-1.01%	2.574%	-1.38%	<b>-2.09%</b>	2.62%
10/24/2017	2.13%	-0.570%	-0.98%	<b>-1.68%</b>	-0.52%
10/25/2017	0.58%	-1.867%	-5.27%	<b>-5.98%</b>	-1.82%
10/26/2017	1.14%	-0.998%	2.07%	<b>1.36%</b>	-0.95%
10/27/2017	-1.93%	-4.893%	3.30%	<b>2.59%</b>	-4.85%
10/28/2017	0.00%	0.000%	-2.07%	<b>-2.77%</b>	0.05%
10/29/2017	-0.46%	0.000%	-0.51%	<b>-1.21%</b>	0.05%
10/30/2017	-1.47%	7.489%	6.34%	<b>5.63%</b>	7.54%
10/31/2017	0.29%	-2.388%	0.16%	<b>-0.55%</b>	-2.34%
11/1/2017	-0.21%	-0.104%	4.54%	<b>3.83%</b>	-0.06%
11/2/2017	-0.97%	1.441%	4.65%	<b>3.94%</b>	1.49%
11/3/2017	-0.68%	1.656%	3.93%	<b>3.23%</b>	1.70%
11/4/2017	0.00%	0.000%	3.15%	<b>2.44%</b>	0.05%
11/5/2017	0.43%	0.000%	2.44%	<b>1.74%</b>	0.05%
11/6/2017	-1.07%	4.905%	0.60%	<b>-0.10%</b>	4.95%
11/7/2017	-0.09%	0.573%	-5.77%	<b>-6.48%</b>	0.62%
11/8/2017	0.77%	0.727%	1.03%	<b>0.32%</b>	0.77%
11/9/2017	0.26%	0.784%	3.95%	<b>3.24%</b>	0.83%
11/10/2017	2.62%	0.405%	-2.76%	<b>-3.46%</b>	0.45%
11/11/2017	0.00%	0.000%	-9.04%	<b>-9.74%</b>	0.05%
11/12/2017	-0.17%	0.000%	-3.90%	<b>-4.60%</b>	0.05%
11/13/2017	0.37%	-1.442%	-5.58%	<b>-6.29%</b>	-1.40%
11/14/2017	-1.34%	-2.074%	8.39%	<b>7.69%</b>	-2.03%
11/15/2017	-2.08%	-0.712%	2.02%	<b>1.32%</b>	-0.67%
11/16/2017	2.08%	-0.880%	9.48%	<b>8.77%</b>	-0.83%
11/17/2017	-1.27%	1.431%	7.36%	<b>6.65%</b>	1.48%
11/18/2017	0.00%	0.000%	-1.45%	<b>-2.16%</b>	0.05%
11/19/2017	-0.30%	0.000%	0.72%	<b>0.01%</b>	0.05%
11/20/2017	1.27%	-1.628%	3.52%	<b>2.81%</b>	-1.58%
11/21/2017	-0.42%	-0.989%	2.38%	<b>1.67%</b>	-0.94%
11/22/2017	-1.58%	-1.637%	-1.39%	<b>-2.09%</b>	-1.59%
11/23/2017	0.22%	-2.180%	1.22%	<b>0.51%</b>	-2.13%
11/24/2017	0.60%	-3.184%	-2.07%	<b>-2.77%</b>	-3.14%
11/25/2017	0.00%	0.000%	2.03%	<b>1.33%</b>	0.05%
11/26/2017	0.09%	0.000%	6.07%	<b>5.36%</b>	0.05%
11/27/2017	-0.47%	4.007%	6.38%	<b>5.68%</b>	4.05%
11/28/2017	-0.21%	4.866%	3.56%	<b>2.85%</b>	4.91%
11/29/2017	2.63%	3.359%	2.71%	<b>2.01%</b>	3.41%
11/30/2017	1.12%	-4.966%	-1.38%	<b>-2.08%</b>	-4.92%
12/1/2017	-2.18%	1.183%	0.88%	<b>0.18%</b>	1.23%
12/2/2017	0.00%	0.000%	8.86%	<b>8.15%</b>	0.05%
12/3/2017	2.42%	0.000%	1.26%	<b>0.56%</b>	0.05%
12/4/2017	-2.04%	-2.514%	4.17%	<b>3.46%</b>	-2.47%
12/5/2017	-0.80%	-2.407%	1.03%	<b>0.33%</b>	-2.36%
12/6/2017	-0.55%	0.274%	1.94%	<b>1.24%</b>	0.32%
12/7/2017	0.94%	-5.595%	13.74%	<b>13.03%</b>	-5.55%
12/8/2017	0.68%	0.325%	18.78%	<b>18.07%</b>	0.37%
12/9/2017	0.00%	0.000%	-3.55%	<b>-4.25%</b>	0.05%



12/10/2017	0.29%	0.000%	-7.75%	<b>-8.45%</b>	0.05%
12/11/2017	0.21%	2.000%	5.01%	<b>4.30%</b>	2.05%
12/12/2017	0.54%	-5.450%	9.83%	<b>9.12%</b>	-5.40%
12/13/2017	-2.32%	1.372%	2.82%	<b>2.12%</b>	1.42%
12/14/2017	0.04%	-1.148%	-5.76%	<b>-6.47%</b>	-1.10%
12/15/2017	0.09%	-2.719%	1.27%	<b>0.57%</b>	-2.67%
12/16/2017	0.00%	0.000%	6.16%	<b>5.45%</b>	0.05%
12/17/2017	0.76%	0.000%	8.81%	<b>8.10%</b>	0.05%
12/18/2017	1.05%	4.966%	-1.08%	<b>-1.79%</b>	5.01%
12/19/2017	2.68%	-1.950%	-0.27%	<b>-0.97%</b>	-1.90%
12/20/2017	1.53%	-2.064%	-7.69%	<b>-8.40%</b>	-2.02%
12/21/2017	-0.52%	-1.490%	-6.10%	<b>-6.81%</b>	-1.44%
12/22/2017	0.04%	2.621%	-4.98%	<b>-5.68%</b>	2.67%
12/23/2017	0.00%	0.000%	-11.09%	<b>-11.79%</b>	0.05%
12/24/2017	0.00%	0.000%	2.73%	<b>2.02%</b>	0.05%
12/25/2017	0.28%	2.445%	-3.29%	<b>-4.00%</b>	2.49%
12/26/2017	-0.72%	-3.349%	-0.30%	<b>-1.00%</b>	-3.30%
12/27/2017	-2.50%	3.531%	11.73%	<b>11.02%</b>	3.58%
12/28/2017	0.87%	6.230%	-1.57%	<b>-2.28%</b>	6.28%
12/29/2017	-1.20%	1.329%	-6.56%	<b>-7.27%</b>	1.38%
12/30/2017	0.00%	0.000%	-0.01%	<b>-0.71%</b>	0.05%
12/31/2017	0.00%	0.000%	-13.46%	<b>-14.17%</b>	0.05%

	TASA LIBRE DE RIESGO (TES USA)	RENDIMIENTO DEL GAS NATURAL	RENDIMIENTO DEL BITCOIN
PROMEDIO	<b>-0.00464%</b>	<b>-0.05%</b>	<b>0.71%</b>
SUMATORIA		<b>-16.99%</b>	<b>256.81%</b>

<b>Bitcoin VS Gas Natural</b>	
VOLATILIDAD (VARIANZA DEL BITCOIN)	<b>0.20%</b>
VOLATILIDAD(VARIANZA DEL GAS NATURAL)	0.04%
RIESGO (DESVIACION DEL BITCOIN)	<b>4.468%</b>
RIESGO(DESVIACION DEL GAS NATURAL)	2.020%
COVARIANZA DEL BITCOIN	<b>0.1997%</b>
CORRELACION DEL BITCOIN CON EL GAS NATURAL	<b>221.2191%</b>
BETA(RIESGO DEL BITCOIN VS GAS NATURAL: Riesgo sistemático)	<b>489.3791%</b>
PRIMA DE RIESGO DEL BITCOIN	3.4754%
PRIMA DE RIESGO DEL GAS NATURAL	<b>0.7102%</b>
RETORNO ESPERADO SEGÚN CAPM	3.4708%

CUADRADO DEL RENDIMIENTO BITCOIN - RENDIMIENTO PROMEDIO DEL BITCOIN	CUADRADO DEL RENDIMIENTO GAS NATURAL - RENDIMIENTO PROMEDIO GAS NATURAL	(CUADRADO DEL RENDIMIENTO BITCOIN - RENDIMIENTO PROMEDIO DEL BITCOIN)*(CUADRADO DEL RENDIMIENTO GAS NATURAL - RENDIMIENTO PROMEDIO GAS NATURAL)
0.059%	0.00%	1.13684E-05
0.018%	0.25%	-0.000664428
0.024%	0.03%	-0.000274108
0.035%	0.00%	4.33461E-05
0.669%	0.00%	-0.000337499
1.126%	0.00%	-4.95372E-05
0.004%	0.00%	-3.01869E-06
0.000%	0.32%	-3.87929E-06
0.027%	0.31%	-0.000910187
0.000%	0.03%	-2.88532E-05
1.789%	0.24%	-0.006619064
0.001%	0.01%	-2.75909E-05
0.032%	0.00%	8.3329E-06
0.003%	0.02%	-7.71149E-05
0.013%	0.00%	-6.13217E-05
0.004%	0.04%	-0.000124602
0.491%	0.10%	-0.002264251
0.055%	0.04%	-0.000476479
0.014%	0.24%	-0.000587682
0.012%	0.00%	-5.18874E-06
0.049%	0.00%	1.0298E-05
0.003%	0.02%	-6.63099E-05
0.028%	0.01%	-0.00019165
0.076%	0.03%	-0.000453912
0.007%	0.02%	-0.000129485
0.016%	0.00%	3.92085E-05
0.000%	0.00%	-5.99537E-07
0.003%	0.00%	-2.36875E-06
0.017%	0.23%	0.000626085
0.000%	0.13%	1.94234E-05
0.107%	0.03%	0.000545604
0.026%	0.00%	0.000103797
0.046%	0.15%	-0.00084042
0.000%	0.00%	4.48322E-07
0.004%	0.00%	3.04653E-06
0.049%	0.00%	8.39167E-05
0.004%	0.07%	0.000157669
0.027%	0.00%	-1.33555E-05
0.004%	0.00%	-3.11278E-05
0.638%	0.12%	0.002732145
0.000%	0.00%	1.03885E-06
0.011%	0.00%	4.96051E-06
0.018%	0.09%	0.000401328
0.010%	0.02%	0.000130252
0.001%	0.01%	2.63511E-05
0.007%	0.06%	0.000205286
0.049%	0.00%	-0.000144899

0.011%	0.00%	4.92587E-06
0.001%	0.05%	-7.66417E-05
0.019%	0.00%	7.07025E-05
0.029%	1.32%	-0.00195831
0.107%	0.01%	0.00037135
0.001%	0.01%	-2.83974E-05
0.090%	0.00%	0.000128091
0.002%	0.00%	2.12134E-06
0.080%	0.00%	-1.3205E-05
0.005%	0.06%	0.000177733
0.007%	0.09%	0.000245234
0.004%	0.01%	-5.84248E-05
0.032%	0.00%	3.9972E-05
0.041%	0.01%	0.000173912
0.025%	0.00%	7.31896E-06
0.041%	0.00%	-9.46888E-06
0.002%	0.07%	-0.000114025
0.000%	0.07%	3.26858E-05
0.126%	0.07%	-0.000972729
0.528%	0.06%	-0.001839432
0.025%	0.01%	0.000186435
0.061%	0.00%	-1.15233E-05
0.000%	0.00%	-1.02606E-06
0.091%	0.01%	0.000363454
0.005%	0.12%	-0.000232682
0.000%	0.02%	-1.51794E-05
0.000%	0.07%	-3.47166E-05
0.365%	0.03%	-0.000978743
0.746%	0.00%	-4.03187E-05
1.160%	0.00%	-5.02936E-05
0.051%	0.10%	0.000709405
0.011%	0.03%	0.000181948
0.298%	0.07%	-0.001440988
0.493%	0.02%	-0.000959587
0.011%	0.01%	-9.03158E-05
0.725%	0.00%	-3.97428E-05
0.015%	0.00%	-5.72316E-06
0.010%	0.01%	-7.42115E-05
0.253%	0.02%	0.000743467
0.004%	0.07%	0.00016565
0.009%	0.00%	-5.29821E-05
0.007%	0.00%	-1.28381E-06
0.070%	0.00%	1.23103E-05
0.004%	0.00%	2.85278E-06
0.001%	0.04%	-5.4653E-05
0.120%	0.27%	0.001800255
0.008%	0.01%	6.76414E-05
0.023%	0.04%	-0.000306487
0.131%	0.04%	-0.000753095
0.000%	0.00%	5.01534E-07
0.018%	0.00%	-6.3317E-06
0.011%	0.00%	-7.0397E-05
0.001%	0.07%	6.91235E-05
0.000%	0.01%	1.79928E-05
0.009%	0.02%	-0.000125672
0.149%	0.00%	-1.80419E-05
0.001%	0.00%	-1.71789E-06
0.004%	0.00%	-2.97066E-06
0.001%	0.04%	5.84393E-05

0.001%	0.00%	-1.98074E-05
0.013%	0.02%	0.000150359
0.011%	0.01%	8.10823E-05
0.020%	0.03%	-0.000254075
0.000%	0.00%	-6.98957E-07
0.002%	0.00%	-2.14479E-06
0.005%	0.01%	7.54903E-05
0.004%	0.00%	4.61804E-05
0.005%	0.11%	0.000236968
0.015%	0.10%	0.000375281
0.030%	0.01%	0.000203175
0.006%	0.00%	-3.53919E-06
0.001%	0.00%	1.338E-06
0.000%	0.03%	7.09528E-06
0.161%	0.00%	-0.000231523
0.040%	0.01%	0.000214689
0.051%	0.02%	-0.000286606
0.041%	0.06%	0.00051095
0.036%	0.00%	-8.91824E-06
0.019%	0.00%	6.37358E-06
0.002%	0.08%	0.000131799
0.191%	0.03%	0.000771269
0.184%	0.04%	0.000876471
0.018%	0.07%	0.000346259
0.061%	0.02%	0.000358853
0.633%	0.00%	-3.71424E-05
0.104%	0.00%	1.50631E-05
0.001%	0.05%	-5.84952E-05
0.178%	0.13%	0.001508802
0.005%	0.01%	-7.83545E-05
0.118%	0.00%	-9.16209E-05
0.109%	0.06%	0.00077406
0.084%	0.00%	1.34997E-05
0.117%	0.00%	1.59763E-05
0.004%	0.05%	-0.000149136
0.183%	0.11%	-0.001430952
0.242%	0.00%	-0.000130125
0.467%	0.01%	-0.000502481
0.144%	0.03%	-0.000631794
0.752%	0.00%	-4.04771E-05
0.471%	0.00%	-3.20413E-05
0.164%	0.01%	-0.000421289
0.182%	0.03%	-0.000732942
0.149%	0.05%	0.000899956
0.169%	0.04%	-0.00083344
0.131%	0.00%	-9.17016E-05
0.039%	0.00%	9.24326E-06
0.028%	0.00%	7.81553E-06
0.007%	0.00%	4.45771E-05
0.274%	0.04%	0.001067744
0.364%	0.00%	-0.000409607
0.419%	0.00%	-0.000201575
0.053%	0.00%	9.39934E-05
0.001%	0.00%	1.21531E-06
0.036%	0.00%	8.91747E-06
0.038%	0.00%	-8.69753E-05
2.021%	0.04%	0.002686694
0.148%	0.01%	-0.000413094
0.938%	0.17%	-0.004023024

0.218%	0.00%	0.000269432
0.134%	0.00%	1.70836E-05
0.247%	0.00%	2.32E-05
0.233%	0.23%	0.002304683
0.042%	0.00%	0.000100944
0.216%	0.00%	-0.0002028
0.132%	0.00%	-2.95281E-05
0.008%	0.02%	0.000115059
0.003%	0.00%	-2.62526E-06
0.379%	0.00%	-2.87465E-05
0.052%	0.11%	-0.00076169
0.312%	0.00%	-0.00021046
0.123%	0.01%	0.000361488
0.005%	0.01%	-5.63402E-05
0.009%	0.00%	1.77936E-05
0.103%	0.00%	-1.49877E-05
0.111%	0.00%	-1.5564E-05
0.063%	0.08%	-0.000694647
0.023%	0.01%	0.000175796
0.006%	0.24%	-0.000374399
0.000%	0.03%	3.30697E-05
0.020%	0.01%	0.000111136
0.194%	0.00%	-2.05695E-05
0.019%	0.00%	6.47263E-06
0.045%	0.05%	-0.000485873
0.553%	0.16%	-0.002972355
0.077%	0.04%	0.000555933
0.072%	0.01%	-0.000203652
0.085%	0.00%	-0.000199749
0.401%	0.00%	-2.95566E-05
0.931%	0.00%	-4.50446E-05
0.384%	0.02%	-0.000854921
1.631%	0.05%	0.002903745
0.292%	0.00%	-0.000361217
0.105%	0.00%	0.000228667
3.576%	0.06%	-0.004503774
0.197%	0.00%	-2.0731E-05
0.293%	0.00%	2.5278E-05
0.095%	0.06%	0.000732836
0.006%	0.03%	-0.000121756
0.803%	0.00%	0.000568852
0.028%	0.02%	-0.000261446
0.356%	0.01%	-0.000537199
0.086%	0.00%	1.37036E-05
0.091%	0.00%	-1.40681E-05
0.000%	0.26%	-4.69345E-05
0.072%	0.01%	0.000252331
0.183%	0.00%	0.000101536
0.033%	0.00%	6.31396E-05
0.064%	0.01%	-0.000223502
0.025%	0.00%	7.44947E-06
1.647%	0.00%	5.991E-05
0.027%	0.01%	-0.000166384
0.138%	0.01%	0.000294848
0.000%	0.05%	8.11189E-07
0.069%	0.12%	-0.000924892
0.021%	0.00%	-2.9428E-06
0.267%	0.00%	2.41347E-05
0.380%	0.00%	2.87737E-05

0.148%	0.01%	-0.000292989
0.204%	0.01%	-0.00034702
0.185%	0.02%	0.00064362
0.230%	0.02%	0.000665899
0.080%	0.01%	0.000335995
0.249%	0.00%	-2.33058E-05
0.001%	0.00%	1.41492E-06
0.032%	0.06%	-0.000426854
0.078%	0.01%	0.000204563
0.023%	0.00%	-4.92903E-05
0.004%	0.01%	5.07486E-05
0.077%	0.04%	-0.000528024
0.006%	0.00%	3.63111E-06
0.013%	0.00%	-5.42141E-06
0.004%	0.01%	-7.4016E-05
0.000%	0.02%	8.51187E-06
0.158%	0.00%	-0.000278313
0.009%	0.12%	-0.000323416
0.066%	0.01%	0.000264316
0.077%	0.00%	1.29654E-05
0.557%	0.01%	0.000624497
0.004%	0.00%	4.43954E-05
0.705%	0.03%	0.001334311
0.090%	0.01%	0.000295036
0.114%	0.00%	-0.000199074
0.000%	0.09%	5.3842E-05
0.621%	0.00%	-3.67781E-05
0.013%	0.00%	-5.41333E-06
0.035%	0.04%	-0.000390849
0.022%	0.03%	-0.00026328
0.041%	0.04%	-0.000392804
0.712%	0.00%	-0.00036998
2.498%	0.02%	0.002312282
1.094%	0.00%	4.88431E-05
0.005%	0.00%	-3.24074E-06
0.001%	0.16%	-0.00013974
0.731%	0.01%	-0.000615031
0.211%	0.01%	0.000392061
0.008%	0.24%	0.000437434
0.665%	0.00%	-0.000397013
0.016%	0.00%	-5.9145E-06
0.158%	0.00%	1.85805E-05
0.128%	0.02%	0.00047111
0.376%	0.00%	7.61581E-06
0.023%	0.04%	-0.000293329
0.454%	0.02%	0.000998866
0.012%	0.00%	3.06128E-05
0.011%	0.00%	-4.84175E-06
0.130%	0.00%	1.68427E-05
0.000%	0.09%	4.57538E-05
0.000%	0.00%	1.41352E-05
0.074%	0.03%	-0.00043154
0.082%	0.00%	0.00015274
0.033%	0.04%	-0.000366605
0.000%	0.00%	6.7531E-07
0.003%	0.00%	2.38894E-06
0.109%	0.01%	-0.000331775
0.101%	0.04%	0.000660328
0.001%	0.00%	6.26707E-07

0.026%	0.12%	0.000552615
0.993%	0.00%	0.000412669
0.054%	0.00%	1.08337E-05
0.030%	0.00%	8.06837E-06
0.077%	0.03%	0.000492013
0.010%	0.00%	5.76395E-05
0.111%	0.13%	0.001222668
0.062%	0.01%	-0.000176615
0.071%	0.02%	0.000398079
0.206%	0.00%	2.11994E-05
0.000%	0.00%	-9.22615E-07
0.044%	0.07%	-0.00054726
0.028%	0.00%	8.79957E-05
0.357%	0.03%	0.001088126
0.019%	0.01%	-0.000129455
0.067%	0.23%	-0.001257178
0.077%	0.00%	-1.29537E-05
0.015%	0.00%	-5.65818E-06
0.318%	0.57%	0.004246
0.003%	0.05%	0.000128264
0.147%	0.00%	-2.18234E-05
0.155%	0.02%	0.000586303
0.104%	0.03%	0.0005492
0.060%	0.00%	1.1391E-05
0.030%	0.00%	8.10674E-06
0.000%	0.25%	-5.03819E-05
0.420%	0.00%	-0.000401199
0.001%	0.01%	2.48175E-05
0.105%	0.01%	0.000269367
0.120%	0.00%	-0.000156524
0.949%	0.00%	-4.54816E-05
0.212%	0.00%	-2.14889E-05
0.396%	0.02%	0.000877615
0.591%	0.04%	-0.001558697
0.017%	0.00%	-8.75936E-05
0.770%	0.01%	-0.000731654
0.443%	0.02%	0.000983314
0.047%	0.00%	-1.00773E-05
0.000%	0.00%	4.96832E-08
0.079%	0.02%	-0.000444921
0.028%	0.01%	-0.000157591
0.044%	0.03%	0.000332757
0.003%	0.05%	-0.000109044
0.077%	0.10%	0.000869902
0.018%	0.00%	6.19259E-06
0.288%	0.00%	2.50337E-05
0.322%	0.16%	0.002300438
0.081%	0.24%	0.001399953
0.040%	0.12%	0.000683094
0.043%	0.24%	0.001023546
0.000%	0.02%	2.16487E-05
0.665%	0.00%	3.80685E-05
0.003%	0.00%	2.5948E-06
0.120%	0.06%	-0.00085426
0.001%	0.06%	-7.71138E-05
0.015%	0.00%	3.97493E-05
1.699%	0.31%	-0.00723128
3.266%	0.00%	0.000672134
0.181%	0.00%	-1.98619E-05

<b>0.715%</b>	0.00%	-3.94662E-05
<b>0.185%</b>	0.04%	0.000880351
<b>0.833%</b>	0.29%	-0.004930086
<b>0.045%</b>	0.02%	0.000300363
<b>0.418%</b>	0.01%	0.000712418
<b>0.003%</b>	0.07%	-0.000151073
<b>0.297%</b>	0.00%	2.54512E-05
<b>0.657%</b>	0.00%	3.78381E-05
<b>0.032%</b>	0.25%	-0.000895782
<b>0.010%</b>	0.04%	0.000185523
<b>0.705%</b>	0.04%	0.001693859
<b>0.463%</b>	0.02%	0.00098238
<b>0.323%</b>	0.07%	-0.001516156
<b>1.391%</b>	0.00%	-5.50562E-05
<b>0.041%</b>	0.00%	9.43135E-06
<b>0.160%</b>	0.06%	-0.00099558
<b>0.010%</b>	0.11%	0.000331212
<b>1.215%</b>	0.13%	0.003944184
<b>0.052%</b>	0.39%	-0.001428576
<b>0.528%</b>	0.02%	-0.001000032
<b>0.005%</b>	0.00%	-3.3175E-06
<b>2.008%</b>	0.00%	-6.61575E-05

<b>72.68%</b>	<b>14.85%</b>	<b>-1.18%</b>
---------------	---------------	---------------



MODELO CAPM

DIAS

364

1

2

3

4

FECHA	TASA LIBRE DE RIESGO (TES USA)	RENDIMIENTO DEL PLATA	RENDIMIENTO DEL BITCOIN	RENDIMIENTO BITCOIN - RENDIMIENTO PROMEDIO	RENDIMIENTO DEL PETROLEO WTI - RENDIMIENTO PROMEDIO DEL PLATA
1/2/2017	0.00%	0.000%	3.14%	2.44%	-0.02%
1/3/2017	0.08%	2.107%	2.03%	1.32%	2.09%
1/4/2017	-0.29%	0.870%	2.25%	1.55%	0.85%
1/5/2017	-3.88%	0.514%	2.59%	1.88%	0.50%
1/6/2017	3.06%	-0.714%	-7.47%	-8.18%	-0.73%
1/7/2017	0.00%	0.000%	-9.90%	-10.61%	-0.02%
1/8/2017	0.00%	0.551%	0.06%	-0.65%	0.53%
1/9/2017	-2.21%	0.440%	0.71%	0.01%	0.42%
1/10/2017	0.38%	1.035%	-0.94%	-1.64%	1.02%
1/11/2017	-0.29%	-0.119%	0.88%	0.18%	-0.14%
1/12/2017	-0.38%	0.996%	-12.67%	-13.37%	0.98%
1/13/2017	1.55%	-0.378%	0.43%	-0.27%	-0.40%
1/14/2017	0.00%	0.000%	2.49%	1.78%	-0.02%
1/15/2017	0.00%	0.065%	0.16%	-0.55%	0.05%
1/16/2017	-0.84%	-0.391%	-0.44%	-1.14%	-0.41%
1/17/2017	-2.25%	2.575%	1.32%	0.62%	2.56%
1/18/2017	4.33%	-0.209%	7.71%	7.01%	-0.23%
1/19/2017	1.72%	-0.675%	-1.65%	-2.35%	-0.69%
1/20/2017	-0.12%	-0.715%	1.89%	1.19%	-0.73%
1/21/2017	0.00%	0.000%	-0.41%	-1.11%	-0.02%
1/22/2017	-1.14%	1.083%	2.91%	2.21%	1.07%
1/23/2017	-1.57%	-0.186%	0.18%	-0.53%	-0.20%
1/24/2017	2.63%	0.900%	-0.96%	-1.67%	0.88%
1/25/2017	2.01%	-2.108%	-2.05%	-2.75%	-2.13%
1/26/2017	-0.12%	0.153%	-0.14%	-0.84%	0.14%
1/27/2017	-1.04%	1.683%	1.96%	1.25%	1.67%
1/28/2017	0.00%	0.000%	0.58%	-0.13%	-0.02%
1/29/2017	-0.28%	-0.232%	0.20%	-0.51%	-0.25%
1/30/2017	0.44%	-0.559%	-0.61%	-1.32%	-0.58%
1/31/2017	-0.97%	2.252%	0.65%	-0.05%	2.23%
2/1/2017	0.45%	-0.527%	3.97%	3.27%	-0.54%
2/2/2017	-0.12%	-0.103%	2.32%	1.61%	-0.12%
2/3/2017	-0.28%	0.293%	2.85%	2.14%	0.28%
2/4/2017	0.00%	0.000%	0.80%	0.10%	-0.02%
2/5/2017	0.20%	0.195%	1.36%	0.65%	0.18%
2/6/2017	-2.25%	1.024%	-1.51%	-2.22%	1.01%
2/7/2017	-0.83%	0.373%	1.30%	0.60%	0.36%
2/8/2017	-2.41%	-0.282%	2.35%	1.64%	-0.30%
2/9/2017	2.41%	0.209%	0.11%	-0.59%	0.19%
2/10/2017	0.50%	1.078%	-7.28%	-7.99%	1.06%
2/11/2017	0.00%	0.000%	0.93%	0.22%	-0.02%
2/12/2017	0.66%	0.112%	1.77%	1.06%	0.09%
2/13/2017	0.45%	-0.716%	-0.65%	-1.35%	-0.73%
2/14/2017	1.47%	0.381%	-0.31%	-1.01%	0.36%
2/15/2017	1.01%	0.419%	1.07%	0.36%	0.40%
2/16/2017	-2.02%	0.644%	-0.15%	-0.85%	0.63%
2/17/2017	-1.11%	-0.244%	2.91%	2.21%	-0.26%

2/18/2017	0.00%	0.000%	1.76%	<b>1.06%</b>	-0.02%
2/19/2017	0.00%	-0.094%	0.35%	<b>-0.36%</b>	-0.11%
2/20/2017	0.66%	0.227%	-0.69%	<b>-1.39%</b>	0.21%
2/21/2017	-0.21%	-0.294%	2.41%	<b>1.70%</b>	-0.31%
2/22/2017	-0.66%	0.560%	3.98%	<b>3.28%</b>	0.54%
2/23/2017	-1.63%	0.122%	0.42%	<b>-0.28%</b>	0.10%
2/24/2017	-2.60%	1.973%	3.70%	<b>2.99%</b>	1.96%
2/25/2017	0.00%	0.000%	1.16%	<b>0.45%</b>	-0.02%
2/26/2017	0.30%	-0.467%	-2.12%	<b>-2.83%</b>	-0.48%
2/27/2017	1.92%	-0.185%	1.41%	<b>0.70%</b>	-0.20%
2/28/2017	1.26%	0.359%	1.52%	<b>0.81%</b>	0.34%
3/1/2017	2.51%	0.125%	0.09%	<b>-0.62%</b>	0.11%
3/2/2017	0.97%	-4.084%	2.48%	<b>1.78%</b>	-4.10%
3/3/2017	0.00%	-0.045%	2.72%	<b>2.01%</b>	-0.06%
3/4/2017	0.00%	0.000%	2.27%	<b>1.57%</b>	-0.02%
3/5/2017	-0.24%	1.570%	-1.32%	<b>-2.03%</b>	1.55%
3/6/2017	0.72%	-1.412%	0.27%	<b>-0.43%</b>	-1.43%
3/7/2017	0.96%	-1.323%	0.58%	<b>-0.12%</b>	-1.34%
3/8/2017	1.65%	-1.353%	-2.85%	<b>-3.55%</b>	-1.37%
3/9/2017	1.90%	-1.542%	-6.56%	<b>-7.26%</b>	-1.56%
3/10/2017	-1.31%	-0.649%	2.28%	<b>1.58%</b>	-0.67%
3/11/2017	0.00%	0.000%	-1.76%	<b>-2.47%</b>	-0.02%
3/12/2017	0.27%	0.791%	0.49%	<b>-0.22%</b>	0.77%
3/13/2017	1.69%	-0.483%	3.73%	<b>3.02%</b>	-0.50%
3/14/2017	-0.92%	-0.278%	1.38%	<b>0.67%</b>	-0.30%
3/15/2017	-4.00%	0.000%	0.60%	<b>-0.10%</b>	-0.02%
3/16/2017	1.47%	2.387%	0.84%	<b>0.13%</b>	2.37%
3/17/2017	-1.43%	0.479%	-5.34%	<b>-6.04%</b>	0.46%
3/18/2017	-0.04%	0.000%	-7.93%	<b>-8.64%</b>	-0.02%
3/19/2017	0.00%	0.282%	-10.07%	<b>-10.77%</b>	0.26%
3/20/2017	-1.49%	-0.144%	2.96%	<b>2.25%</b>	-0.16%
3/21/2017	-1.93%	0.841%	1.75%	<b>1.04%</b>	0.82%
3/22/2017	-0.54%	-0.028%	6.16%	<b>5.46%</b>	-0.05%
3/23/2017	0.62%	0.103%	-6.32%	<b>-7.02%</b>	0.09%
3/24/2017	0.00%	1.458%	-0.34%	<b>-1.05%</b>	1.44%
3/25/2017	0.00%	0.000%	-7.81%	<b>-8.51%</b>	-0.02%
3/26/2017	-1.42%	0.191%	-0.52%	<b>-1.23%</b>	0.17%
3/27/2017	-0.25%	1.252%	1.71%	<b>1.01%</b>	1.23%
3/28/2017	1.75%	0.799%	5.74%	<b>5.03%</b>	0.78%
3/29/2017	-1.67%	0.558%	1.35%	<b>0.65%</b>	0.54%
3/30/2017	1.71%	-0.778%	-0.26%	<b>-0.96%</b>	-0.80%
3/31/2017	-1.33%	0.275%	-0.13%	<b>-0.84%</b>	0.26%
4/1/2017	0.00%	0.000%	3.34%	<b>2.64%</b>	-0.02%
4/2/2017	0.25%	0.011%	1.32%	<b>0.61%</b>	-0.01%
4/3/2017	-3.05%	-0.253%	0.99%	<b>0.29%</b>	-0.27%
4/4/2017	1.75%	1.137%	4.18%	<b>3.47%</b>	1.12%
4/5/2017	-1.06%	-1.274%	-0.17%	<b>-0.87%</b>	-1.29%
4/6/2017	0.09%	0.324%	-0.81%	<b>-1.52%</b>	0.31%
4/7/2017	1.74%	-0.523%	4.33%	<b>3.63%</b>	-0.54%
4/8/2017	0.00%	0.000%	0.81%	<b>0.11%</b>	-0.02%
4/9/2017	0.00%	-0.764%	-0.65%	<b>-1.36%</b>	-0.78%
4/10/2017	-0.67%	-0.546%	1.77%	<b>1.06%</b>	-0.56%
4/11/2017	-2.92%	1.877%	0.45%	<b>-0.26%</b>	1.86%
4/12/2017	-2.38%	0.252%	0.85%	<b>0.15%</b>	0.23%
4/13/2017	-0.54%	1.142%	-0.27%	<b>-0.97%</b>	1.12%
4/14/2017	0.00%	0.302%	-3.16%	<b>-3.86%</b>	0.29%
4/15/2017	0.00%	0.000%	0.34%	<b>-0.37%</b>	-0.02%
4/16/2017	-1.54%	0.404%	0.07%	<b>-0.64%</b>	0.39%
4/17/2017	2.25%	-0.684%	0.41%	<b>-0.30%</b>	-0.70%

4/18/2017	-3.44%	-0.776%	1.08%	<b>0.38%</b>	-0.79%
4/19/2017	2.01%	-0.601%	1.85%	<b>1.15%</b>	-0.62%
4/20/2017	0.90%	-0.782%	-0.34%	<b>-1.05%</b>	-0.80%
4/21/2017	0.45%	-1.492%	2.11%	<b>1.41%</b>	-1.51%
4/22/2017	0.00%	0.000%	0.56%	<b>-0.15%</b>	-0.02%
4/23/2017	0.00%	0.448%	0.25%	<b>-0.46%</b>	0.43%
4/24/2017	1.19%	0.123%	0.01%	<b>-0.69%</b>	0.11%
4/25/2017	2.65%	-1.977%	0.05%	<b>-0.65%</b>	-1.99%
4/26/2017	-1.29%	-0.857%	1.44%	<b>0.73%</b>	-0.87%
4/27/2017	-0.17%	-0.957%	1.92%	<b>1.22%</b>	-0.97%
4/28/2017	-0.48%	-0.430%	2.42%	<b>1.72%</b>	-0.45%
4/29/2017	0.00%	0.000%	-0.05%	<b>-0.76%</b>	-0.02%
4/30/2017	-0.39%	0.603%	0.99%	<b>0.29%</b>	0.59%
5/1/2017	1.83%	-3.023%	0.67%	<b>-0.04%</b>	-3.04%
5/2/2017	-1.52%	-0.066%	4.72%	<b>4.01%</b>	-0.08%
5/3/2017	1.52%	-1.696%	2.70%	<b>2.00%</b>	-1.71%
5/4/2017	1.28%	-1.485%	2.97%	<b>2.27%</b>	-1.50%
5/5/2017	-0.09%	-0.179%	2.73%	<b>2.02%</b>	-0.20%
5/6/2017	0.00%	0.000%	-1.20%	<b>-1.91%</b>	-0.02%
5/7/2017	0.42%	1.682%	2.07%	<b>1.37%</b>	1.66%
5/8/2017	1.22%	-1.780%	0.25%	<b>-0.46%</b>	-1.80%
5/9/2017	0.38%	-1.186%	5.07%	<b>4.37%</b>	-1.20%
5/10/2017	0.50%	0.889%	5.00%	<b>4.29%</b>	0.87%
5/11/2017	-0.71%	0.358%	2.05%	<b>1.35%</b>	0.34%
5/12/2017	-2.84%	0.842%	3.17%	<b>2.46%</b>	0.82%
5/13/2017	0.00%	0.000%	-7.25%	<b>-7.96%</b>	-0.02%
5/14/2017	-0.09%	0.762%	3.93%	<b>3.23%</b>	0.74%
5/15/2017	0.81%	0.545%	0.98%	<b>0.27%</b>	0.53%
5/16/2017	-0.73%	0.794%	-3.52%	<b>-4.22%</b>	0.78%
5/17/2017	-4.53%	0.948%	1.39%	<b>0.69%</b>	0.93%
5/18/2017	0.22%	-1.380%	4.14%	<b>3.43%</b>	-1.40%
5/19/2017	0.31%	0.773%	4.01%	<b>3.30%</b>	0.76%
5/20/2017	0.00%	0.000%	3.60%	<b>2.89%</b>	-0.02%
5/21/2017	0.54%	1.423%	4.13%	<b>3.42%</b>	1.41%
5/22/2017	0.22%	1.176%	0.06%	<b>-0.65%</b>	1.16%
5/23/2017	1.32%	-0.583%	4.99%	<b>4.28%</b>	-0.60%
5/24/2017	-1.32%	-0.082%	5.63%	<b>4.92%</b>	-0.10%
5/25/2017	0.13%	0.438%	7.54%	<b>6.83%</b>	0.42%
5/26/2017	-0.22%	0.761%	-3.09%	<b>-3.79%</b>	0.74%
5/27/2017	0.00%	0.000%	-7.96%	<b>-8.67%</b>	-0.02%
5/28/2017	0.00%	0.617%	-6.16%	<b>-6.86%</b>	0.60%
5/29/2017	-0.31%	0.012%	4.75%	<b>4.05%</b>	-0.01%
5/30/2017	-1.57%	-0.023%	4.97%	<b>4.27%</b>	-0.04%
5/31/2017	-0.09%	-0.115%	-3.15%	<b>-3.86%</b>	-0.13%
6/1/2017	0.32%	-0.722%	4.82%	<b>4.11%</b>	-0.74%
6/2/2017	-2.47%	1.405%	4.33%	<b>3.63%</b>	1.39%
6/3/2017	0.00%	0.000%	2.69%	<b>1.98%</b>	-0.02%
6/4/2017	0.00%	0.496%	2.38%	<b>1.67%</b>	0.48%
6/5/2017	1.11%	-0.154%	-0.15%	<b>-0.85%</b>	-0.17%
6/6/2017	-1.76%	0.738%	5.94%	<b>5.24%</b>	0.72%
6/7/2017	1.43%	-0.510%	6.74%	<b>6.03%</b>	-0.53%
6/8/2017	0.73%	-1.161%	-5.77%	<b>-6.48%</b>	-1.18%
6/9/2017	0.46%	-1.105%	3.00%	<b>2.30%</b>	-1.12%
6/10/2017	0.00%	0.000%	0.97%	<b>0.26%</b>	-0.02%
6/11/2017	0.41%	-0.268%	2.62%	<b>1.91%</b>	-0.29%
6/12/2017	0.18%	-1.368%	2.65%	<b>1.94%</b>	-1.39%
6/13/2017	-0.18%	-1.046%	-13.51%	<b>-14.22%</b>	-1.06%
6/14/2017	-3.87%	2.181%	4.56%	<b>3.85%</b>	2.16%
6/15/2017	1.72%	-2.462%	-8.98%	<b>-9.68%</b>	-2.48%

6/16/2017	-0.51%	-0.330%	-3.96%	<b>-4.67%</b>	-0.35%
6/17/2017	0.00%	0.000%	4.36%	<b>3.66%</b>	-0.02%
6/18/2017	0.19%	0.192%	5.67%	<b>4.97%</b>	0.17%
6/19/2017	1.56%	-1.116%	-4.12%	<b>-4.83%</b>	-1.13%
6/20/2017	-1.61%	-0.517%	2.75%	<b>2.04%</b>	-0.53%
6/21/2017	0.42%	-0.263%	5.36%	<b>4.65%</b>	-0.28%
6/22/2017	-0.79%	0.822%	-2.93%	<b>-3.63%</b>	0.80%
6/23/2017	-0.19%	0.833%	1.63%	<b>0.92%</b>	0.82%
6/24/2017	0.00%	0.000%	0.14%	<b>-0.56%</b>	-0.02%
6/25/2017	0.09%	0.312%	-5.45%	<b>-6.16%</b>	0.29%
6/26/2017	-0.51%	-0.722%	-1.58%	<b>-2.28%</b>	-0.74%
6/27/2017	3.14%	0.548%	-4.88%	<b>-5.59%</b>	0.53%
6/28/2017	1.04%	0.384%	4.22%	<b>3.51%</b>	0.37%
6/29/2017	1.83%	-0.775%	1.44%	<b>0.73%</b>	-0.79%
6/30/2017	1.62%	-0.109%	-0.26%	<b>-0.97%</b>	-0.13%
7/1/2017	0.00%	0.000%	-2.50%	<b>-3.21%</b>	-0.02%
7/2/2017	0.52%	0.151%	-2.63%	<b>-3.33%</b>	0.13%
7/3/2017	1.37%	-3.408%	3.22%	<b>2.52%</b>	-3.43%
7/4/2017	-0.60%	0.553%	2.22%	<b>1.52%</b>	0.54%
7/5/2017	-0.30%	-1.777%	1.47%	<b>0.76%</b>	-1.79%
7/6/2017	1.75%	0.535%	0.90%	<b>0.19%</b>	0.52%
7/7/2017	0.76%	-3.553%	-0.71%	<b>-1.41%</b>	-3.57%
7/8/2017	0.00%	0.000%	-3.70%	<b>-4.41%</b>	-0.02%
7/9/2017	0.00%	1.408%	2.09%	<b>1.39%</b>	1.39%
7/10/2017	-0.55%	-0.077%	-1.42%	<b>-2.12%</b>	-0.09%
7/11/2017	-0.51%	0.767%	-6.73%	<b>-7.44%</b>	0.75%
7/12/2017	-1.75%	0.901%	-2.06%	<b>-2.77%</b>	0.88%
7/13/2017	1.20%	-1.252%	3.38%	<b>2.68%</b>	-1.27%
7/14/2017	-0.68%	1.535%	-2.20%	<b>-2.91%</b>	1.52%
7/15/2017	0.00%	0.000%	-5.63%	<b>-6.33%</b>	-0.02%
7/16/2017	0.00%	0.865%	-8.94%	<b>-9.65%</b>	0.85%
7/17/2017	-0.77%	0.175%	-5.49%	<b>-6.19%</b>	0.16%
7/18/2017	-2.32%	1.066%	13.48%	<b>12.77%</b>	1.05%
7/19/2017	0.44%	0.179%	6.11%	<b>5.41%</b>	0.16%
7/20/2017	-0.62%	0.295%	-2.53%	<b>-3.24%</b>	0.28%
7/21/2017	-0.89%	0.679%	19.62%	<b>18.91%</b>	0.66%
7/22/2017	0.00%	0.000%	-3.73%	<b>-4.44%</b>	-0.02%
7/23/2017	-0.22%	0.571%	6.12%	<b>5.41%</b>	0.55%
7/24/2017	1.11%	-0.644%	-2.38%	<b>-3.09%</b>	-0.66%
7/25/2017	3.27%	0.602%	-0.06%	<b>-0.77%</b>	0.58%
7/26/2017	-1.73%	-0.498%	-8.25%	<b>-8.96%</b>	-0.52%
7/27/2017	1.17%	0.692%	-0.96%	<b>-1.66%</b>	0.67%
7/28/2017	-1.21%	0.813%	6.67%	<b>5.96%</b>	0.80%
7/29/2017	0.00%	0.000%	3.64%	<b>2.94%</b>	-0.02%
7/30/2017	-0.39%	0.652%	-2.31%	<b>-3.01%</b>	0.63%
7/31/2017	0.61%	-0.137%	0.80%	<b>0.09%</b>	-0.15%
8/1/2017	-1.89%	-0.131%	3.40%	<b>2.69%</b>	-0.15%
8/2/2017	0.80%	0.030%	-3.57%	<b>-4.28%</b>	0.01%
8/3/2017	-2.32%	-0.617%	-1.12%	<b>-1.83%</b>	-0.63%
8/4/2017	2.01%	-2.484%	3.23%	<b>2.52%</b>	-2.50%
8/5/2017	0.00%	0.000%	2.30%	<b>1.60%</b>	-0.02%
8/6/2017	0.40%	0.018%	13.54%	<b>12.83%</b>	0.00%
8/7/2017	-0.71%	-0.025%	-0.93%	<b>-1.64%</b>	-0.04%
8/8/2017	0.22%	0.853%	4.42%	<b>3.72%</b>	0.84%
8/9/2017	-0.58%	2.856%	0.71%	<b>0.00%</b>	2.84%
8/10/2017	-2.16%	1.193%	-1.92%	<b>-2.62%</b>	1.18%
8/11/2017	-0.46%	0.029%	2.15%	<b>1.45%</b>	0.01%
8/12/2017	0.00%	0.000%	5.87%	<b>5.17%</b>	-0.02%
8/13/2017	0.36%	0.205%	6.87%	<b>6.16%</b>	0.19%

8/14/2017	1.13%	0.100%	4.55%	<b>3.85%</b>	0.08%
8/15/2017	2.18%	-2.242%	5.23%	<b>4.52%</b>	-2.26%
8/16/2017	-2.13%	1.207%	-3.59%	<b>-4.30%</b>	1.19%
8/17/2017	-1.81%	0.666%	5.51%	<b>4.80%</b>	0.65%
8/18/2017	0.55%	-0.176%	-2.12%	<b>-2.82%</b>	-0.19%
8/19/2017	0.00%	0.000%	-4.29%	<b>-4.99%</b>	-0.02%
8/20/2017	0.59%	-0.614%	1.01%	<b>0.30%</b>	-0.63%
8/21/2017	-1.23%	0.702%	-1.07%	<b>-1.78%</b>	0.68%
8/22/2017	1.55%	-0.194%	-2.09%	<b>-2.79%</b>	-0.21%
8/23/2017	-2.19%	0.376%	2.21%	<b>1.50%</b>	0.36%
8/24/2017	1.24%	-0.553%	1.37%	<b>0.67%</b>	-0.57%
8/25/2017	-1.24%	0.571%	3.48%	<b>2.77%</b>	0.55%
8/26/2017	0.00%	0.000%	1.48%	<b>0.78%</b>	-0.02%
8/27/2017	0.28%	-0.041%	-0.46%	<b>-1.16%</b>	-0.06%
8/28/2017	-0.74%	2.314%	0.08%	<b>-0.63%</b>	2.30%
8/29/2017	-1.40%	-0.086%	0.77%	<b>0.07%</b>	-0.10%
8/30/2017	0.33%	-0.126%	4.69%	<b>3.98%</b>	-0.14%
8/31/2017	-0.75%	0.436%	-0.24%	<b>-0.94%</b>	0.42%
9/1/2017	2.15%	1.358%	3.27%	<b>2.57%</b>	1.34%
9/2/2017	0.00%	0.000%	3.48%	<b>2.78%</b>	-0.02%
9/3/2017	0.00%	1.206%	-6.76%	<b>-7.46%</b>	1.19%
9/4/2017	0.00%	-0.112%	0.05%	<b>-0.65%</b>	-0.13%
9/5/2017	-4.87%	-0.386%	-7.69%	<b>-8.40%</b>	-0.40%
9/6/2017	2.06%	-0.163%	3.70%	<b>3.00%</b>	-0.18%
9/7/2017	-3.09%	1.116%	4.09%	<b>3.38%</b>	1.10%
9/8/2017	0.59%	0.061%	0.53%	<b>-0.18%</b>	0.04%
9/9/2017	0.00%	0.000%	-7.17%	<b>-7.88%</b>	-0.02%
9/10/2017	1.69%	-0.540%	-0.45%	<b>-1.16%</b>	-0.56%
9/11/2017	2.13%	-0.688%	-1.15%	<b>-1.86%</b>	-0.71%
9/12/2017	1.53%	-0.067%	-0.79%	<b>-1.50%</b>	-0.08%
9/13/2017	1.19%	-0.129%	-1.33%	<b>-2.04%</b>	-0.15%
9/14/2017	-0.27%	-0.417%	-7.74%	<b>-8.44%</b>	-0.43%
9/15/2017	0.68%	-0.493%	-15.10%	<b>-15.80%</b>	-0.51%
9/16/2017	0.00%	0.000%	11.17%	<b>10.46%</b>	-0.02%
9/17/2017	0.00%	-0.051%	0.01%	<b>-0.69%</b>	-0.07%
9/18/2017	1.44%	-3.063%	0.36%	<b>-0.35%</b>	-3.08%
9/19/2017	0.54%	0.724%	9.26%	<b>8.55%</b>	0.71%
9/20/2017	1.19%	0.325%	-3.88%	<b>-4.59%</b>	0.31%
9/21/2017	0.22%	-1.837%	-0.20%	<b>-0.90%</b>	-1.85%
9/22/2017	-1.10%	-0.201%	-7.45%	<b>-8.15%</b>	-0.22%
9/23/2017	0.00%	0.000%	-0.56%	<b>-1.27%</b>	-0.02%
9/24/2017	0.40%	0.319%	4.69%	<b>3.98%</b>	0.30%
9/25/2017	-1.78%	0.600%	-2.88%	<b>-3.58%</b>	0.58%
9/26/2017	0.63%	-1.506%	6.84%	<b>6.13%</b>	-1.52%
9/27/2017	3.26%	-0.334%	-0.80%	<b>-1.51%</b>	-0.35%
9/28/2017	-0.09%	0.149%	7.44%	<b>6.74%</b>	0.13%
9/29/2017	1.33%	-0.995%	-0.37%	<b>-1.07%</b>	-1.01%
9/30/2017	0.00%	0.000%	-0.33%	<b>-1.04%</b>	-0.02%
10/1/2017	0.13%	0.223%	4.31%	<b>3.61%</b>	0.21%
10/2/2017	-0.04%	-0.355%	0.55%	<b>-0.15%</b>	-0.37%
10/3/2017	-0.69%	-0.024%	0.50%	<b>-0.21%</b>	-0.04%
10/4/2017	-0.09%	-0.109%	-2.01%	<b>-2.72%</b>	-0.13%
10/5/2017	1.07%	0.115%	-2.16%	<b>-2.86%</b>	0.10%
10/6/2017	0.55%	0.912%	2.51%	<b>1.81%</b>	0.90%
10/7/2017	0.00%	0.000%	0.85%	<b>0.14%</b>	-0.02%
10/8/2017	0.00%	0.602%	1.22%	<b>0.51%</b>	0.58%
10/9/2017	0.00%	0.480%	4.00%	<b>3.30%</b>	0.46%
10/10/2017	-0.25%	1.403%	3.89%	<b>3.18%</b>	1.39%
10/11/2017	-0.08%	-0.432%	0.43%	<b>-0.28%</b>	-0.45%

10/12/2017	-1.37%	0.758%	2.31%	<b>1.60%</b>	0.74%
10/13/2017	-2.00%	0.833%	10.67%	<b>9.97%</b>	0.82%
10/14/2017	0.00%	0.000%	3.03%	<b>2.32%</b>	-0.02%
10/15/2017	0.61%	0.529%	2.43%	<b>1.73%</b>	0.51%
10/16/2017	0.70%	-0.759%	-2.07%	<b>-2.78%</b>	-0.78%
10/17/2017	-0.13%	-1.912%	1.69%	<b>0.98%</b>	-1.93%
10/18/2017	1.85%	0.165%	-2.63%	<b>-3.33%</b>	0.15%
10/19/2017	-1.16%	1.087%	-1.78%	<b>-2.49%</b>	1.07%
10/20/2017	2.77%	-1.046%	3.36%	<b>2.66%</b>	-1.06%
10/21/2017	0.00%	0.000%	5.25%	<b>4.54%</b>	-0.02%
10/22/2017	0.46%	-0.153%	0.51%	<b>-0.20%</b>	-0.17%
10/23/2017	-1.01%	0.165%	-1.38%	<b>-2.09%</b>	0.15%
10/24/2017	2.13%	-0.690%	-0.98%	<b>-1.68%</b>	-0.71%
10/25/2017	0.58%	0.549%	-5.27%	<b>-5.98%</b>	0.53%
10/26/2017	1.14%	-1.130%	2.07%	<b>1.36%</b>	-1.15%
10/27/2017	-1.93%	0.410%	3.30%	<b>2.59%</b>	0.39%
10/28/2017	0.00%	0.000%	-2.07%	<b>-2.77%</b>	-0.02%
10/29/2017	-0.46%	-0.237%	-0.51%	<b>-1.21%</b>	-0.25%
10/30/2017	-1.47%	-0.214%	6.34%	<b>5.63%</b>	-0.23%
10/31/2017	0.29%	-0.939%	0.16%	<b>-0.55%</b>	-0.96%
11/1/2017	-0.21%	2.884%	4.54%	<b>3.83%</b>	2.87%
11/2/2017	-0.97%	-0.222%	4.65%	<b>3.94%</b>	-0.24%
11/3/2017	-0.68%	-1.771%	3.93%	<b>3.23%</b>	-1.79%
11/4/2017	0.00%	0.000%	3.15%	<b>2.44%</b>	-0.02%
11/5/2017	0.43%	0.398%	2.44%	<b>1.74%</b>	0.38%
11/6/2017	-1.07%	1.962%	0.60%	<b>-0.10%</b>	1.94%
11/7/2017	-0.09%	-1.701%	-5.77%	<b>-6.48%</b>	-1.72%
11/8/2017	0.77%	0.848%	1.03%	<b>0.32%</b>	0.83%
11/9/2017	0.26%	-0.624%	3.95%	<b>3.24%</b>	-0.64%
11/10/2017	2.62%	-0.586%	-2.76%	<b>-3.46%</b>	-0.60%
11/11/2017	0.00%	0.000%	-9.04%	<b>-9.74%</b>	-0.02%
11/12/2017	-0.17%	0.344%	-3.90%	<b>-4.60%</b>	0.33%
11/13/2017	0.37%	0.713%	-5.58%	<b>-6.29%</b>	0.70%
11/14/2017	-1.34%	0.170%	8.39%	<b>7.69%</b>	0.15%
11/15/2017	-2.08%	-0.600%	2.02%	<b>1.32%</b>	-0.62%
11/16/2017	2.08%	0.623%	9.48%	<b>8.77%</b>	0.61%
11/17/2017	-1.27%	1.755%	7.36%	<b>6.65%</b>	1.74%
11/18/2017	0.00%	0.000%	-1.45%	<b>-2.16%</b>	-0.02%
11/19/2017	-0.30%	-0.531%	0.72%	<b>0.01%</b>	-0.55%
11/20/2017	1.27%	-1.794%	3.52%	<b>2.81%</b>	-1.81%
11/21/2017	-0.42%	-0.059%	2.38%	<b>1.67%</b>	-0.08%
11/22/2017	-1.58%	0.869%	-1.39%	<b>-2.09%</b>	0.85%
11/23/2017	0.22%	-0.006%	1.22%	<b>0.51%</b>	-0.02%
11/24/2017	0.60%	-0.675%	-2.07%	<b>-2.77%</b>	-0.69%
11/25/2017	0.00%	0.000%	2.03%	<b>1.33%</b>	-0.02%
11/26/2017	0.09%	0.165%	6.07%	<b>5.36%</b>	0.15%
11/27/2017	-0.47%	0.000%	6.38%	<b>5.68%</b>	-0.02%
11/28/2017	-0.21%	-1.171%	3.56%	<b>2.85%</b>	-1.19%
11/29/2017	2.63%	-2.128%	2.71%	<b>2.01%</b>	-2.15%
11/30/2017	1.12%	-0.457%	-1.38%	<b>-2.08%</b>	-0.47%
12/1/2017	-2.18%	-0.520%	0.88%	<b>0.18%</b>	-0.54%
12/2/2017	0.00%	0.000%	8.86%	<b>8.15%</b>	-0.02%
12/3/2017	2.42%	0.691%	1.26%	<b>0.56%</b>	0.67%
12/4/2017	-2.04%	-0.771%	4.17%	<b>3.46%</b>	-0.79%
12/5/2017	-0.80%	-1.928%	1.03%	<b>0.33%</b>	-1.95%
12/6/2017	-0.55%	-0.660%	1.94%	<b>1.24%</b>	-0.68%
12/7/2017	0.94%	-0.969%	13.74%	<b>13.03%</b>	-0.99%
12/8/2017	0.68%	0.134%	18.78%	<b>18.07%</b>	0.12%
12/9/2017	0.00%	0.000%	-3.55%	<b>-4.25%</b>	-0.02%

12/10/2017	0.29%	0.816%	-7.75%	<b>-8.45%</b>	0.80%
12/11/2017	0.21%	-1.065%	5.01%	<b>4.30%</b>	-1.08%
12/12/2017	0.54%	-0.735%	9.83%	<b>9.12%</b>	-0.75%
12/13/2017	-2.32%	1.288%	2.82%	<b>2.12%</b>	1.27%
12/14/2017	0.04%	0.417%	-5.76%	<b>-6.47%</b>	0.40%
12/15/2017	0.09%	0.804%	1.27%	<b>0.57%</b>	0.79%
12/16/2017	0.00%	0.000%	6.16%	<b>5.45%</b>	-0.02%
12/17/2017	0.76%	0.574%	8.81%	<b>8.10%</b>	0.56%
12/18/2017	1.05%	0.311%	-1.08%	<b>-1.79%</b>	0.29%
12/19/2017	2.68%	-0.336%	-0.27%	<b>-0.97%</b>	-0.35%
12/20/2017	1.53%	0.756%	-7.69%	<b>-8.40%</b>	0.74%
12/21/2017	-0.52%	-0.223%	-6.10%	<b>-6.81%</b>	-0.24%
12/22/2017	0.04%	1.261%	-4.98%	<b>-5.68%</b>	1.24%
12/23/2017	0.00%	0.000%	-11.09%	<b>-11.79%</b>	-0.02%
12/24/2017	0.00%	0.000%	2.73%	<b>2.02%</b>	-0.02%
12/25/2017	0.28%	0.202%	-3.29%	<b>-4.00%</b>	0.18%
12/26/2017	-0.72%	0.790%	-0.30%	<b>-1.00%</b>	0.77%
12/27/2017	-2.50%	0.597%	11.73%	<b>11.02%</b>	0.58%
12/28/2017	0.87%	1.274%	-1.57%	<b>-2.28%</b>	1.26%
12/29/2017	-1.20%	1.345%	-6.56%	<b>-7.27%</b>	1.33%
12/30/2017	0.00%	0.000%	-0.01%	<b>-0.71%</b>	-0.02%
12/31/2017	0.00%	0.000%	-13.46%	<b>-14.17%</b>	-0.02%

	TASA LIBRE DE RIESGO (TES USA)	RENDIMIENTO DEL PLATA	RENDIMIENTO DEL BITCOIN
PROMEDIO	<b>-0.00464%</b>	<b>0.02%</b>	<b>0.71%</b>
SUMATORIA		<b>6.32%</b>	<b>256.81%</b>

<b>Bitcoin VS Plata</b>	
VOLATILIDAD (VARIANZA DEL BITCOIN)	<b>0.20%</b>
VOLATILIDAD(VARIANZA DEL PLATA)	0.01%
RIESGO (DESVIACION DEL BITCOIN)	<b>4.468%</b>
RIESGO(DESVIACION DEL PLATA)	0.941%
COVARIANZA DEL BITCOIN	<b>0.1997%</b>
CORRELACION DEL BITCOIN CON EL PLATA	<b>474.7767%</b>
BETA(RIESGO DEL BITCOIN VS PLATA: Riesgo sistemático)	<b>2254.1289%</b>
PRIMA DE RIESGO DEL BITCOIN	16.0081%
PRIMA DE RIESGO DEL PLATA	<b>0.7102%</b>
RETORNO ESPERADO SEGÚN CAPM	16.0034%

CUADRADO DEL RENDIMIENTO BITCOIN - RENDIMIENTO PROMEDIO DEL BITCOIN	CUADRADO DEL RENDIMIENTO PLATA - RENDIMIENTO PROMEDIO PLATA	(CUADRADO DEL RENDIMIENTO BITCOIN - RENDIMIENTO PROMEDIO DEL BITCOIN)*(CUADRADO DEL RENDIMIENTO PLATA - RENDIMIENTO PROMEDIO PLATA)
0.059%	0.00%	-4.22854E-06
0.018%	0.04%	0.000276425
0.024%	0.01%	0.000131881
0.035%	0.00%	9.34995E-05
0.669%	0.01%	0.000598227
1.126%	0.00%	1.84257E-05
0.004%	0.00%	-3.45121E-05
0.000%	0.00%	2.89978E-07
0.027%	0.01%	-0.000167386
0.000%	0.00%	-2.43895E-06
1.789%	0.01%	-0.001308839
0.001%	0.00%	1.07381E-05
0.032%	0.00%	-3.09947E-06
0.003%	0.00%	-2.60794E-06
0.013%	0.00%	4.67617E-05
0.004%	0.07%	0.000158307
0.491%	0.00%	-0.000158428
0.055%	0.00%	0.000162927
0.014%	0.01%	-8.70581E-05
0.012%	0.00%	1.92998E-06
0.049%	0.01%	0.000234952
0.003%	0.00%	1.07536E-05
0.028%	0.01%	-0.000146964
0.076%	0.05%	0.000584691
0.007%	0.00%	-1.14607E-05
0.016%	0.03%	0.000209001
0.000%	0.00%	2.23001E-07
0.003%	0.00%	1.26543E-05
0.017%	0.00%	7.58937E-05
0.000%	0.05%	-1.21377E-05
0.107%	0.00%	-0.000177803
0.026%	0.00%	-1.94423E-05
0.046%	0.00%	5.89895E-05
0.000%	0.00%	-1.66756E-07
0.004%	0.00%	1.15665E-05
0.049%	0.01%	-0.000223115
0.004%	0.00%	2.12661E-05
0.027%	0.00%	-4.93037E-05
0.004%	0.00%	-1.13552E-05
0.638%	0.01%	-0.000847254
0.000%	0.00%	-3.86407E-07
0.011%	0.00%	1.00118E-05
0.018%	0.01%	9.93286E-05
0.010%	0.00%	-3.68263E-05
0.001%	0.00%	1.44345E-05
0.007%	0.00%	-5.33865E-05
0.049%	0.00%	-5.76584E-05



0.011%	0.00%	-1.83221E-06
0.001%	0.00%	3.99913E-06
0.019%	0.00%	-2.92616E-05
0.029%	0.00%	-5.30238E-05
0.107%	0.00%	0.000177834
0.001%	0.00%	-2.93879E-06
0.090%	0.04%	0.000585307
0.002%	0.00%	-7.89044E-07
0.080%	0.00%	0.000136886
0.005%	0.00%	-1.42326E-05
0.007%	0.00%	2.78287E-05
0.004%	0.00%	-6.64922E-06
0.032%	0.17%	-0.000728055
0.041%	0.00%	-1.25985E-05
0.025%	0.00%	-2.72233E-06
0.041%	0.02%	-0.000314858
0.002%	0.02%	6.19433E-05
0.000%	0.02%	1.65765E-05
0.126%	0.02%	0.000486912
0.528%	0.02%	0.001132609
0.025%	0.00%	-0.000105044
0.061%	0.00%	4.28615E-06
0.000%	0.01%	-1.69928E-05
0.091%	0.00%	-0.000151116
0.005%	0.00%	-1.98301E-05
0.000%	0.00%	1.75772E-07
0.000%	0.06%	3.11735E-05
0.365%	0.00%	-0.000278849
0.746%	0.00%	1.49968E-05
1.160%	0.00%	-0.000284595
0.051%	0.00%	-3.62093E-05
0.011%	0.01%	8.6031E-05
0.298%	0.00%	-2.50293E-05
0.493%	0.00%	-5.98162E-05
0.011%	0.02%	-0.000150843
0.725%	0.00%	1.47826E-05
0.015%	0.00%	-2.12365E-05
0.010%	0.02%	0.000124415
0.253%	0.01%	0.000393056
0.004%	0.00%	3.49034E-05
0.009%	0.01%	7.66915E-05
0.007%	0.00%	-2.15201E-05
0.070%	0.00%	-4.57888E-06
0.004%	0.00%	-3.90961E-07
0.001%	0.00%	-7.69921E-06
0.120%	0.01%	0.000388554
0.008%	0.02%	0.000112515
0.023%	0.00%	-4.66247E-05
0.131%	0.00%	-0.000195777
0.000%	0.00%	-1.86549E-07
0.018%	0.01%	0.000105979
0.011%	0.00%	-6.0007E-05
0.001%	0.03%	-4.7451E-05
0.000%	0.00%	3.47585E-06
0.009%	0.01%	-0.000109256
0.149%	0.00%	-0.000110159
0.001%	0.00%	6.38981E-07
0.004%	0.00%	-2.45761E-05
0.001%	0.00%	2.09611E-05

0.001%	0.01%	-2.99987E-05
0.013%	0.00%	-7.0976E-05
0.011%	0.01%	8.38023E-05
0.020%	0.02%	-0.000212282
0.000%	0.00%	2.59982E-07
0.002%	0.00%	-1.97684E-05
0.005%	0.00%	-7.31013E-06
0.004%	0.04%	0.000130385
0.005%	0.01%	-6.37763E-05
0.015%	0.01%	-0.000118431
0.030%	0.00%	-7.67829E-05
0.006%	0.00%	1.31642E-06
0.001%	0.00%	1.67878E-05
0.000%	0.09%	1.17694E-05
0.161%	0.00%	-3.32608E-05
0.040%	0.03%	-0.000342411
0.051%	0.02%	-0.000340901
0.041%	0.00%	-3.96464E-05
0.036%	0.00%	3.3172E-06
0.019%	0.03%	0.000227215
0.002%	0.03%	8.24559E-05
0.191%	0.01%	-0.000525663
0.184%	0.01%	0.000374466
0.018%	0.00%	4.6023E-05
0.061%	0.01%	0.000202814
0.633%	0.00%	1.38153E-05
0.104%	0.01%	0.000240185
0.001%	0.00%	1.42337E-05
0.178%	0.01%	-0.000328069
0.005%	0.01%	6.41459E-05
0.118%	0.02%	-0.000479429
0.109%	0.01%	0.000249402
0.084%	0.00%	-5.02129E-06
0.117%	0.02%	0.000480893
0.004%	0.01%	-7.53322E-05
0.183%	0.00%	-0.000257118
0.242%	0.00%	-4.88679E-05
0.467%	0.00%	0.000287555
0.144%	0.01%	-0.000281841
0.752%	0.00%	1.50557E-05
0.471%	0.00%	-0.000411662
0.164%	0.00%	-2.37419E-06
0.182%	0.00%	-1.72192E-05
0.149%	0.00%	5.10639E-05
0.169%	0.01%	-0.00030427
0.131%	0.02%	0.000503084
0.039%	0.00%	-3.43809E-06
0.028%	0.00%	8.01711E-05
0.007%	0.00%	1.46192E-05
0.274%	0.01%	0.000377479
0.364%	0.00%	-0.000318327
0.419%	0.01%	0.00076316
0.053%	0.01%	-0.000257694
0.001%	0.00%	-4.52044E-07
0.036%	0.00%	-5.44888E-05
0.038%	0.02%	-0.000268916
2.021%	0.01%	0.001511674
0.148%	0.05%	0.000833483
0.938%	0.06%	0.002400546

0.218%	0.00%	0.000162238
0.134%	0.00%	-6.35435E-06
0.247%	0.00%	8.6864E-05
0.233%	0.01%	0.000546925
0.042%	0.00%	-0.000109
0.216%	0.00%	-0.000130188
0.132%	0.01%	-0.000292449
0.008%	0.01%	7.51828E-05
0.003%	0.00%	9.76483E-07
0.379%	0.00%	-0.00018156
0.052%	0.01%	0.000168731
0.312%	0.00%	-0.000296625
0.123%	0.00%	0.000128585
0.005%	0.01%	-5.7825E-05
0.009%	0.00%	1.22005E-05
0.103%	0.00%	5.57476E-06
0.111%	0.00%	-4.44759E-05
0.063%	0.12%	-0.000862154
0.023%	0.00%	8.13278E-05
0.006%	0.03%	-0.000137108
0.000%	0.00%	9.9389E-06
0.020%	0.13%	0.000503716
0.194%	0.00%	7.65097E-06
0.019%	0.02%	0.000192836
0.045%	0.00%	2.00156E-05
0.553%	0.01%	-0.000557865
0.077%	0.01%	-0.000244389
0.072%	0.02%	-0.000339767
0.085%	0.02%	-0.000441782
0.401%	0.00%	1.09938E-05
0.931%	0.01%	-0.000817857
0.384%	0.00%	-9.74096E-05
1.631%	0.01%	0.001339344
0.292%	0.00%	8.71531E-05
0.105%	0.00%	-8.98622E-05
3.576%	0.00%	0.001250708
0.197%	0.00%	7.71101E-06
0.293%	0.00%	0.000299857
0.095%	0.00%	0.000204356
0.006%	0.00%	-4.48466E-05
0.803%	0.00%	0.000461964
0.028%	0.00%	-0.000112077
0.356%	0.01%	0.000474704
0.086%	0.00%	-5.09715E-06
0.091%	0.00%	-0.000191225
0.000%	0.00%	-1.42798E-06
0.072%	0.00%	-4.00494E-05
0.183%	0.00%	-5.35244E-06
0.033%	0.00%	0.000116046
0.064%	0.06%	-0.000630832
0.025%	0.00%	-2.77088E-06
1.647%	0.00%	1.44504E-06
0.027%	0.00%	6.8864E-06
0.138%	0.01%	0.000310554
0.000%	0.08%	1.05378E-06
0.069%	0.01%	-0.000308543
0.021%	0.00%	1.73349E-06
0.267%	0.00%	-8.97704E-06
0.380%	0.00%	0.000115749

0.148%	0.00%	3.1619E-05
0.204%	0.05%	-0.001021391
0.185%	0.01%	-0.000511091
0.230%	0.00%	0.000311255
0.080%	0.00%	5.46848E-05
0.249%	0.00%	8.66875E-06
0.001%	0.00%	-1.91236E-05
0.032%	0.00%	-0.000121547
0.078%	0.00%	5.90373E-05
0.023%	0.00%	5.38702E-05
0.004%	0.00%	-3.80172E-05
0.077%	0.00%	0.000153329
0.006%	0.00%	-1.35061E-06
0.013%	0.00%	6.78526E-06
0.004%	0.05%	-0.000143916
0.000%	0.00%	-6.9309E-07
0.158%	0.00%	-5.72063E-05
0.009%	0.00%	-3.94996E-05
0.066%	0.02%	0.000344472
0.077%	0.00%	-4.82257E-06
0.557%	0.01%	-0.000887256
0.004%	0.00%	8.43219E-06
0.705%	0.00%	0.000338731
0.090%	0.00%	-5.39504E-05
0.114%	0.01%	0.000371651
0.000%	0.00%	-7.70063E-07
0.621%	0.00%	1.36798E-05
0.013%	0.00%	6.4572E-05
0.035%	0.00%	0.000131253
0.022%	0.00%	1.26767E-05
0.041%	0.00%	2.98842E-05
0.712%	0.00%	0.000366847
2.498%	0.00%	0.000806297
1.094%	0.00%	-1.81675E-05
0.005%	0.00%	4.75367E-06
0.001%	0.09%	0.000107568
0.731%	0.00%	0.000604149
0.211%	0.00%	-0.000141262
0.008%	0.03%	0.000167075
0.665%	0.00%	0.000177975
0.016%	0.00%	2.19994E-06
0.158%	0.00%	0.000120028
0.128%	0.00%	-0.000208738
0.376%	0.02%	-0.000933944
0.023%	0.00%	5.28901E-05
0.454%	0.00%	8.88175E-05
0.012%	0.01%	0.000108579
0.011%	0.00%	1.80092E-06
0.130%	0.00%	7.40215E-05
0.000%	0.00%	5.63135E-06
0.000%	0.00%	8.6738E-07
0.074%	0.00%	3.42114E-05
0.082%	0.00%	-2.78661E-05
0.033%	0.01%	0.000161863
0.000%	0.00%	-2.51186E-07
0.003%	0.00%	2.99023E-05
0.109%	0.00%	0.000152466
0.101%	0.02%	0.000441302
0.001%	0.00%	1.25152E-05

0.026%	0.01%	0.000118681
0.993%	0.01%	0.000813151
0.054%	0.00%	-4.02966E-06
0.030%	0.00%	8.83688E-05
0.077%	0.01%	0.00021597
0.010%	0.04%	-0.000189071
0.111%	0.00%	-4.91152E-05
0.062%	0.01%	-0.00026605
0.071%	0.01%	-0.000282605
0.206%	0.00%	-7.88526E-06
0.000%	0.00%	3.36394E-06
0.044%	0.00%	-3.07503E-05
0.028%	0.00%	0.000118885
0.357%	0.00%	-0.000317588
0.019%	0.01%	-0.000156044
0.067%	0.00%	0.000101766
0.077%	0.00%	4.81821E-06
0.015%	0.00%	3.08609E-05
0.318%	0.00%	-0.000130387
0.003%	0.01%	5.23733E-05
0.147%	0.08%	0.001098286
0.155%	0.00%	-9.43342E-05
0.104%	0.03%	-0.000576795
0.060%	0.00%	-4.23696E-06
0.030%	0.00%	6.61207E-05
0.000%	0.04%	-1.97832E-05
0.420%	0.03%	0.00111299
0.001%	0.01%	2.66494E-05
0.105%	0.00%	-0.000207792
0.120%	0.00%	0.000208897
0.949%	0.00%	1.69172E-05
0.212%	0.00%	-0.000150224
0.396%	0.00%	-0.000437741
0.591%	0.00%	0.00011753
0.017%	0.00%	-8.13075E-05
0.770%	0.00%	0.000531809
0.443%	0.03%	0.001156454
0.047%	0.00%	3.74831E-06
0.000%	0.00%	-5.84008E-07
0.079%	0.03%	-0.000509782
0.028%	0.00%	-1.27623E-05
0.044%	0.01%	-0.000178231
0.003%	0.00%	-1.18666E-06
0.077%	0.00%	0.000191976
0.018%	0.00%	-2.30337E-06
0.288%	0.00%	7.90301E-05
0.322%	0.00%	-9.85532E-06
0.081%	0.01%	-0.000338621
0.040%	0.05%	-0.000430393
0.043%	0.00%	9.86618E-05
0.000%	0.00%	-9.46366E-06
0.665%	0.00%	-1.41598E-05
0.003%	0.00%	3.74388E-05
0.120%	0.01%	-0.000272862
0.001%	0.04%	-6.35595E-05
0.015%	0.00%	-8.38595E-05
1.699%	0.01%	-0.001285378
3.266%	0.00%	0.000209969
0.181%	0.00%	7.38777E-06

0.715%	0.01%	-0.000675479
0.185%	0.01%	-0.000465368
0.833%	0.01%	-0.000686772
0.045%	0.02%	0.000268993
0.418%	0.00%	-0.000258605
0.003%	0.01%	4.44856E-05
0.297%	0.00%	-9.46672E-06
0.657%	0.00%	0.000451243
0.032%	0.00%	-5.24067E-05
0.010%	0.00%	3.4406E-05
0.705%	0.01%	-0.000620545
0.463%	0.00%	0.000163354
0.323%	0.02%	-0.000706864
1.391%	0.00%	2.04785E-05
0.041%	0.00%	-3.50805E-06
0.160%	0.00%	-7.36037E-05
0.010%	0.01%	-7.75079E-05
1.215%	0.00%	0.000639491
0.052%	0.02%	-0.000285906
0.528%	0.02%	-0.000965099
0.005%	0.00%	1.23396E-06
2.008%	0.00%	2.46077E-05

72.68%	3.22%	0.36%
--------	-------	-------